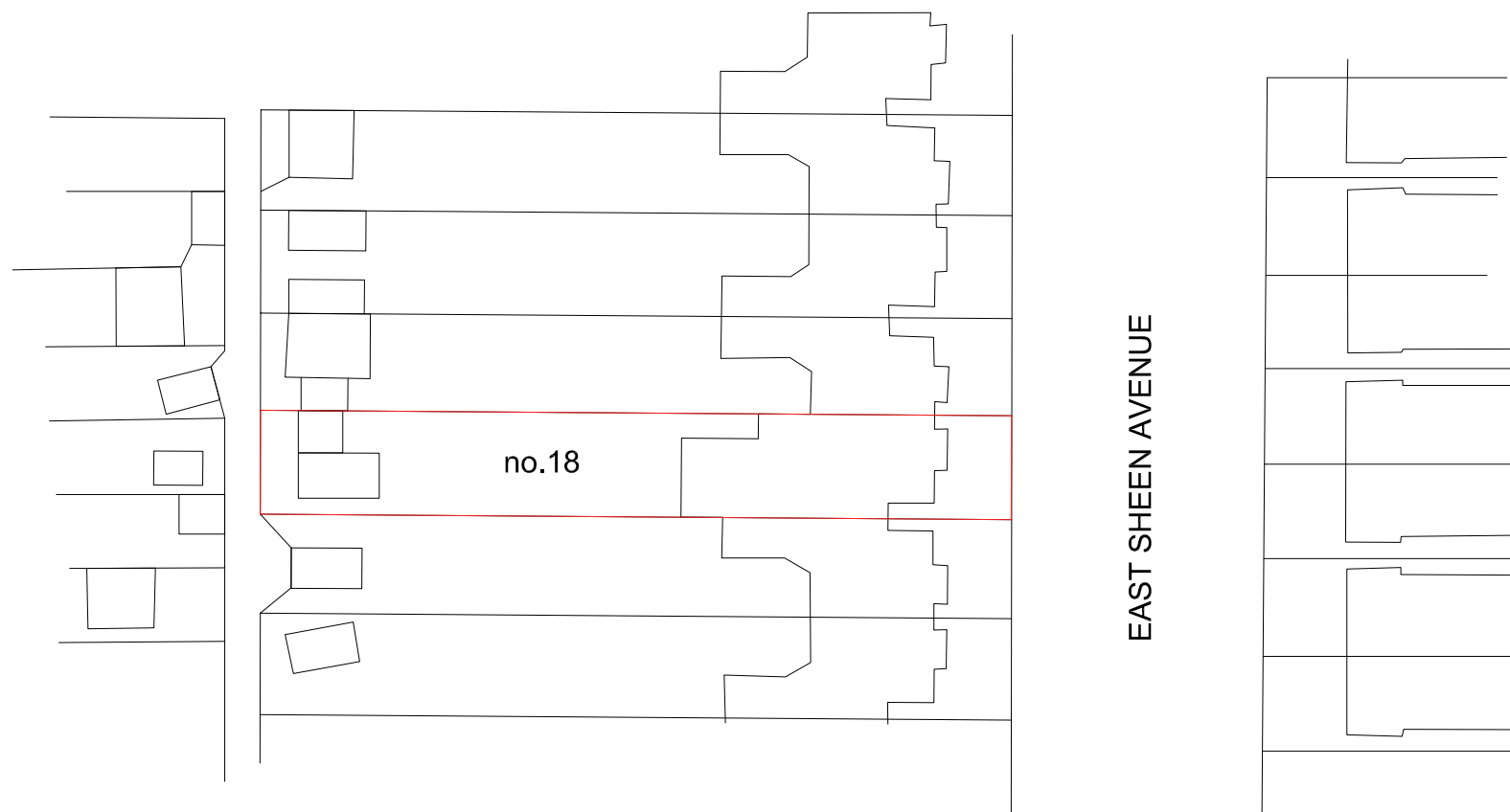
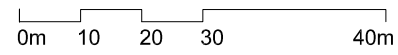
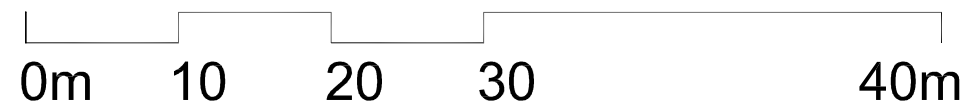


16018/100/01  
GARDEN ROOM - LOCATION PLAN  
1:1250



16018/100/02  
GARDEN ROOM - LOCATION PLAN  
1:500



**GENERAL NOTES**

1. This drawing is copyright and must not be reproduced without the consent of GDL Architecture
2. All dimensions are in millimeters unless otherwise noted.
3. Do not scale from this drawing - if in doubt ask.
4. All dimensions to be checked on site prior to commencement of work or preparation of shop/fabrication drawings.
5. The contractor shall report any discrepancies in information in writing to the design team at the earliest opportunity.
6. This drawing is to be read in conjunction with the following relevant information:
  - i) All architects, structural and service engineer's drawings and specifications.
  - ii) All CDM information including designers risk assessments.

APPLICATION

revision	notes	status	date	author	reviewer
P01	Planning Issue	P	29/04/2021	MB	-

**gdl**architecture

Unit 4, Woods pottery, Stepney Bank, Newcastle NE1 2NP  
t: (0191) 447 1775      www.gdlarchitecture.co.uk

Project.		18 East Sheen Avenue	
Drawing.		Garden Room - Location Plan	
Dwg No.		16018_100	
1:1250	16 018	S2	P01
A3	Preliminary		

Do not scale. This drawing is copyright