


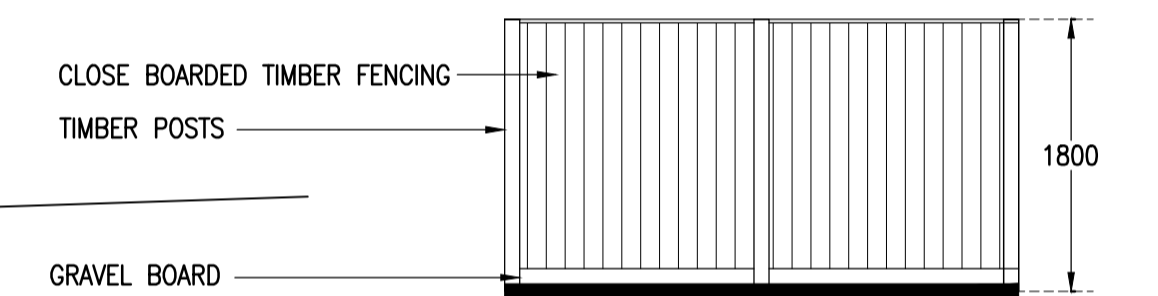


DOUBLE TIMBER BIN STORE
(1560x820x1300h)

Asgard 'annexe' 3 bike store



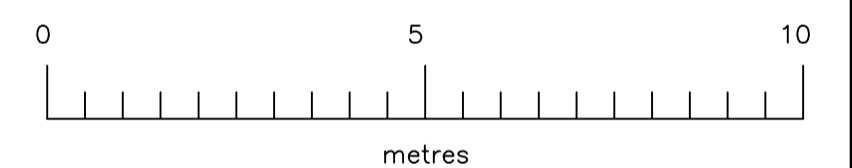
DOUBLE CYCLE STORE
(1832x924x1444h)



TYPICAL FENCE ELEVATION
=1800mm high timber fence



PROPOSED SITE PLAN 1:100



ajt design services ltd
9 queensway, sunbury-on-thames,
middlesex. TW16 6HA

AJT DESIGN

t: 01932 782943
m: 07973 419204
e: rob@ajt-design.co.uk
www: ajt-design.co.uk

PLANNING ISSUE

Address
96 COURT WAY,
TWICKENHAM,
TW2 7SW

Title
PROPOSED SITE PLAN

Org. No. **CW/96/04**

Revision:

Scale : 1:100 @ A1

Date: MAR. '21