

Light efficiency:

102 Lumen/Watt

Light quality:

CRI: 82.5

Color temperature:

2996 K

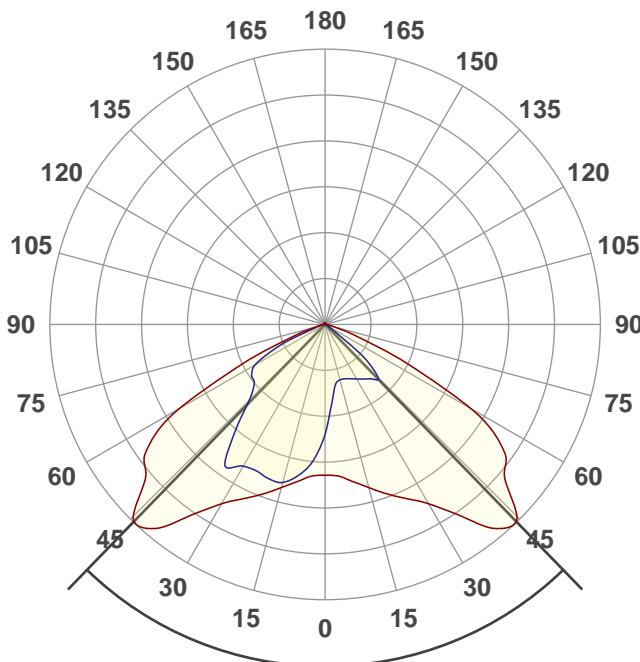
Output: 2632 lm

Peak: 1428 cd

Power: 25.9 W

37.0V @ 0.700A

6 PLANES



Beam angle

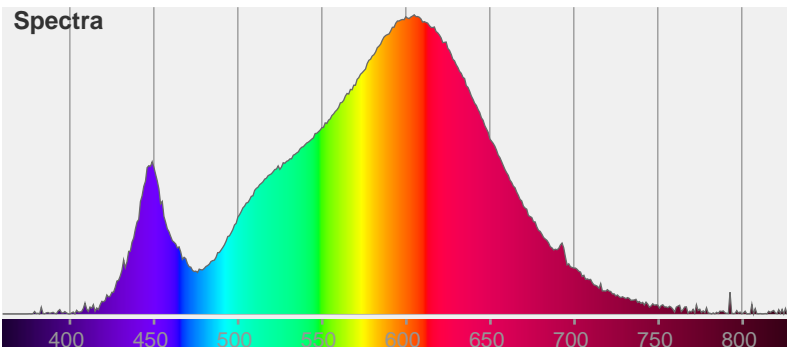
88.3°

Color



CIE1931  
x: 0.439  
y: 0.407

Spectra



Product name:

ARCH-BR-3K

Date and time:

11/11/2020 4:20:37 PM

Item number:

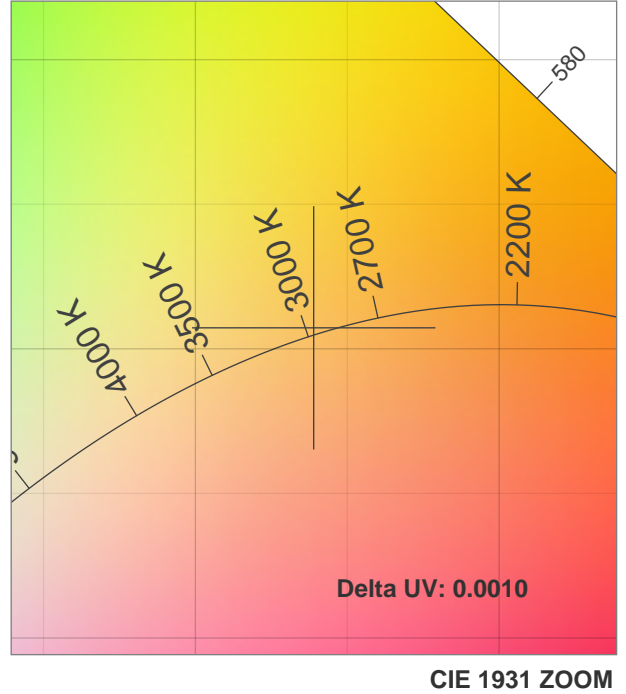
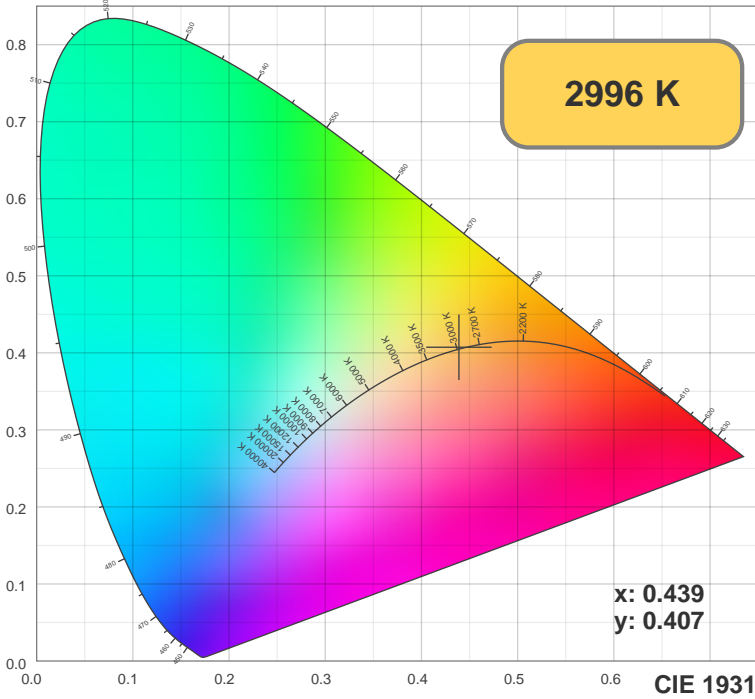
ARCH-BR-3K

Operator:

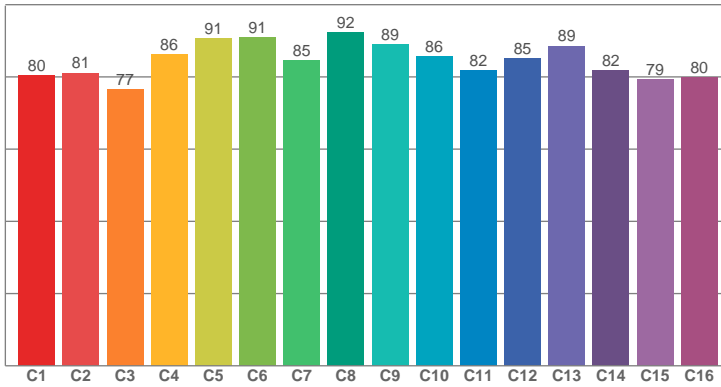
HUNZA

Additional information:

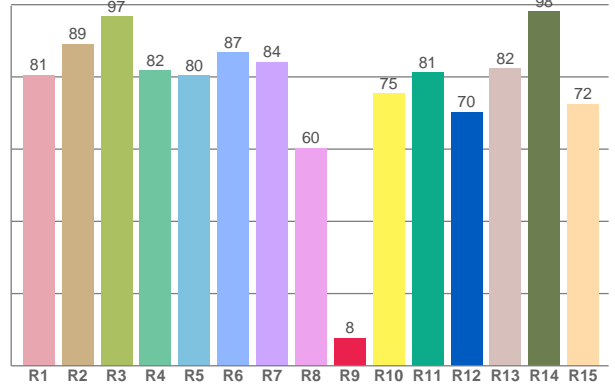
ARCH BOLLARD ROUND  
-3000K -TYPE 2 OPTIC -Cree  
XPG-3 Plug and Play,  
replaceable -37V -700MA -CRI 90  
-IP66 -Solid Powdercoated  
Aluminium



**TM30: 84.5**



**CRI: 82.5 (R1-R8)**



**CRI R values, only R1-R8 are used to calculate final CRI value**

R1	R2	R3	R4	R5	R6	R7	R8	R9	R10	R11	R12	R13	R14	R15
80.52	89.14	96.76	81.79	80.43	86.72	84.12	60.33	7.74	75.35	81.30	70.30	82.32	98.18	72.49

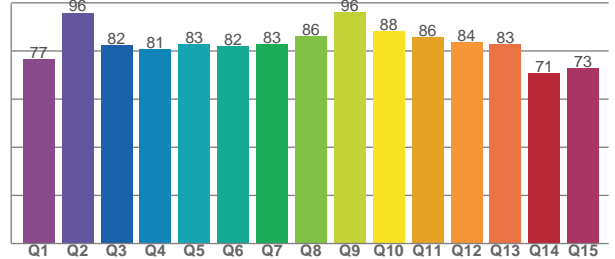
**TM30 C values, 16 binned values out of total of 99 C values**

C1	C2	C3	C4	C5	C6	C7	C8	C9	C10	C11	C12	C13	C14	C15	C16
80.38	81.13	76.63	86.16	90.71	90.84	84.64	92.35	89.01	85.64	81.82	85.03	88.54	81.87	79.23	79.90

**CQS Q values**

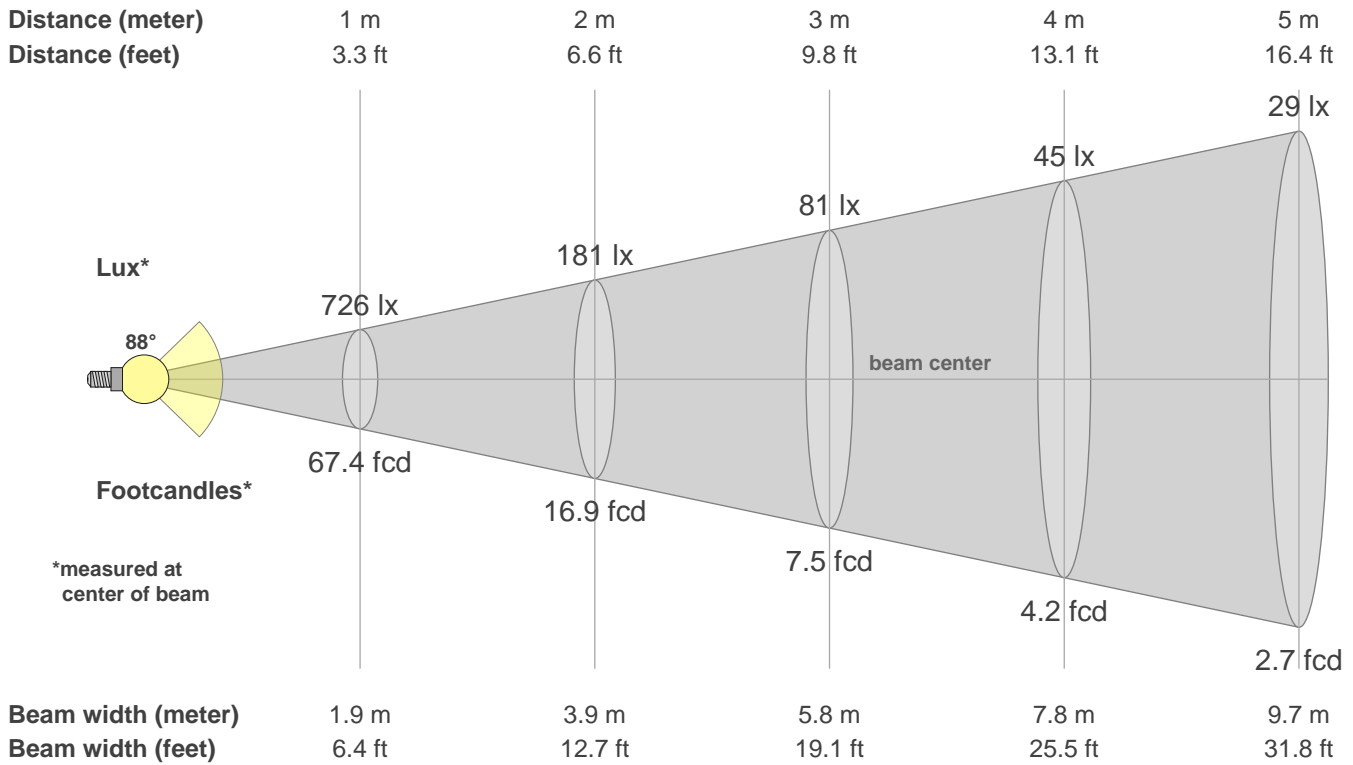
Q1	Q2	Q3	Q4	Q5	Q6	Q7	Q8	Q9	Q10	Q11	Q12	Q13	Q14	Q15
76.72	95.91	82.37	80.64	82.78	82.17	82.67	86.25	96.00	88.39	85.89	83.74	82.69	70.80	72.74

**CQS: 81.9**



**Color parameters**

CCT	CRI	CRI R9	TM30 Rf	TM30 Rg	CQS	x	y	u	v	Duv
2996 K	82.5	7.7	84.5	97.3	81.9	0.4	0.4	0.3	0.3	0.0010



**Intensities in 0° c-plane**

0°	5°	10°	15°	20°	25°	30°	35°	40°	45°	50°	55°	60°	65°	70°	75°	80°	85°	90°	95°
726	796	833	882	941	1004	1083	1216	1383	1407	1224	1127	877	447	163	52	19	10	5	4
100%	110%	115%	121%	130%	138%	149%	167%	191%	194%	169%	155%	121%	62%	22%	7%	3%	1%	1%	1%

**Intensities in 90° c-plane**

0°	5°	10°	15°	20°	25°	30°	35°	40°	45°	50°	55°	60°	65°	70°	75°	80°	85°	90°	95°
726	411	318	300	302	313	329	348	370	387	253	50	20	14	10	7	4	2	2	3
100%	57%	44%	41%	42%	43%	45%	48%	51%	53%	35%	7%	3%	2%	1%	1%	1%	0%	0%	0%

**Intensities in 180° c-plane**

0°	5°	10°	15°	20°	25°	30°	35°	40°	45°	50°	55°	60°	65°	70°	75°	80°	85°	90°	95°
726	796	833	882	941	1004	1083	1216	1383	1407	1224	1127	877	447	163	52	19	10	5	4
100%	110%	115%	121%	130%	138%	149%	167%	191%	194%	169%	155%	121%	62%	22%	7%	3%	1%	1%	1%

**Intensities in 270° c-plane**

0°	5°	10°	15°	20°	25°	30°	35°	40°	45°	50°	55°	60°	65°	70°	75°	80°	85°	90°	95°
726	712	799	852	857	845	855	898	733	564	485	467	417	261	77	34	20	12	5	2
100%	98%	110%	117%	118%	116%	118%	124%	101%	78%	67%	64%	57%	36%	11%	5%	3%	2%	1%	0%

Beam angle 50%	Field angle 10%	Cutoff angle 2.5%	Intensity ratio in 120° cone	Intensity ratio in 90° cone
88.3°	133.9°	148.2°	83.0%	53.1%