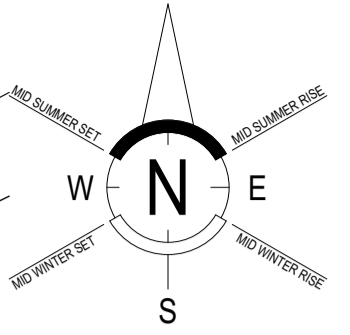
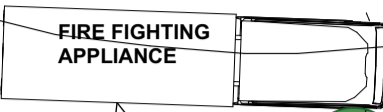


Fire Legend

- AP Fire Assembly Point
- Fire Fighting Hose Max. 45m
- ➔ Direction of Escape



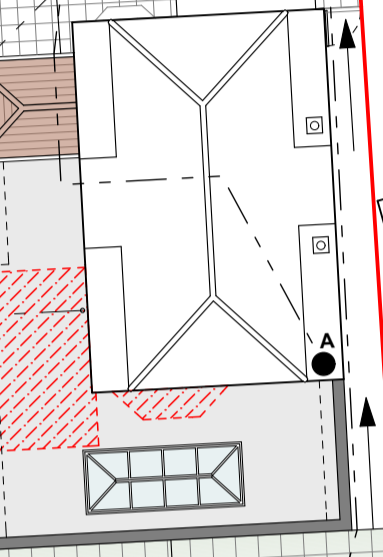
BRIDGE WAY 16.8m



HOSE A
Maximum distance from Appliance to rear of Bed 2. 25.8m. Including rise in floor level.
Total distance allowed under App. Doc. B5 is 45.0m



Driveway



Soakaway

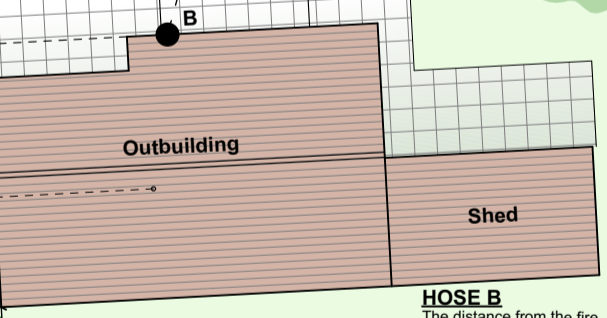
Lawn

Outbuilding

Shed

HOSE B
The distance from the fire Appliance to point B on the Outbuilding is 43.0m.

Total distance allowed under App. Doc B2, Section 15 is 45.0m to 15% of the perimeter of the building.



Overgrown waste land

Site Plan @1:200 Scale



RAILWAY LINE

CHERTSEY ROAD

Project Name: 62 Bridge Way, Twickenham
Client Name: Mr Snow & Ms Mason
Drawing Scale: 1:200 Scale @ A3
Drawn by: apd
Checked by:
Drawing No.: 1066-12

