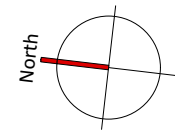


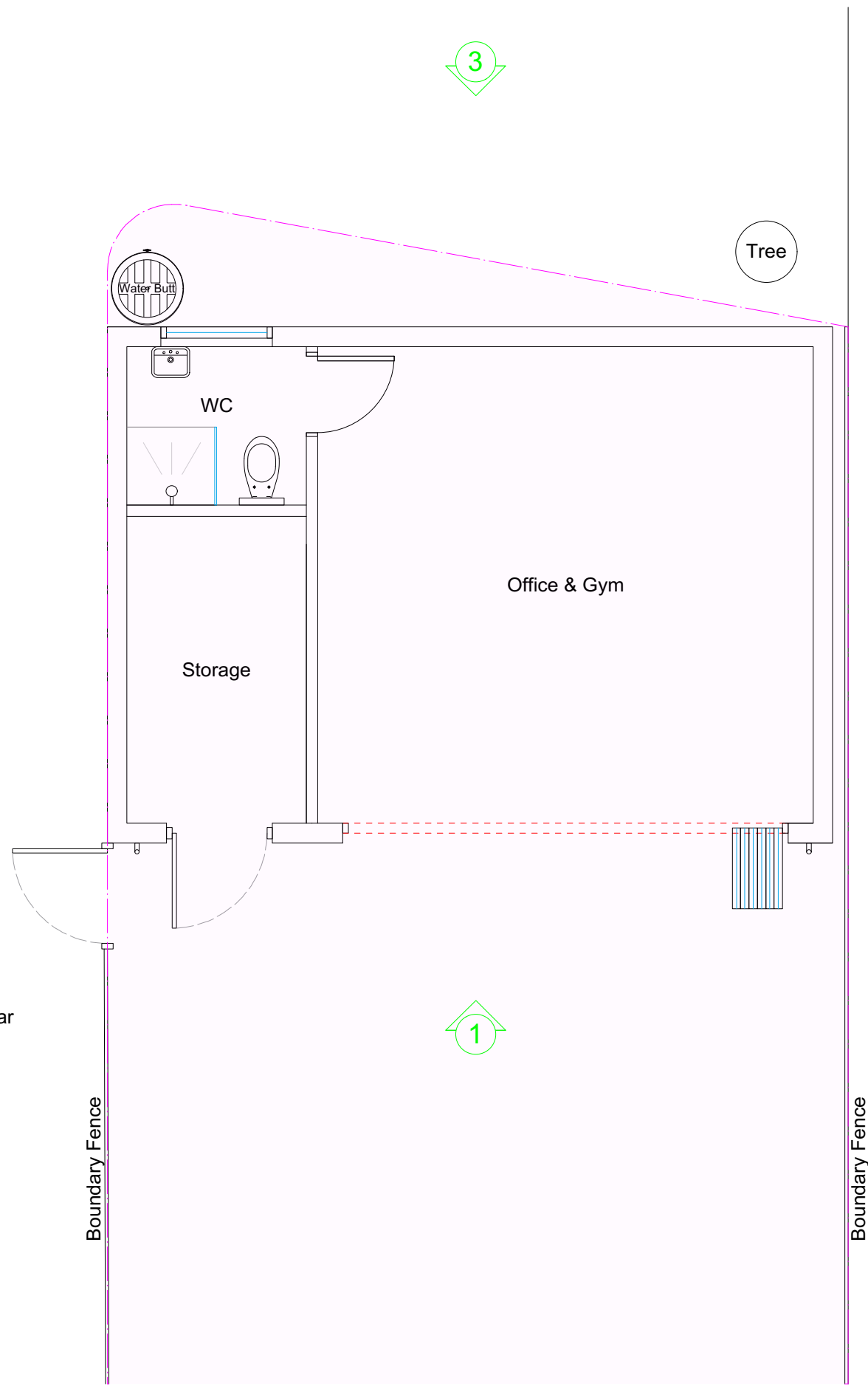
Drawing Key

Floor Line	
Ceiling Line	
Section Line	
Boundary	



General Notes

1. This drawing is for planning purposes only.
2. All dimensions on this drawing are to be checked and verified on site by the contractor before use.
3. Do not scale from this drawing.
4. All dimensions are in MM unless otherwise stated.
5. This drawing is to be read in conjunction with all relevant drawings, specifications and submitted documents.
6. All proposed materials are to be similar in appearance to that of existing unless otherwise stated.
7. This drawing is copyright and must not be reproduced in any form without written consent from Arco Projects.
8. This drawing is NOT a construction drawing.



PLANNING DRAWING

Revision	Drawn	Date
n/a	n/a	n/a

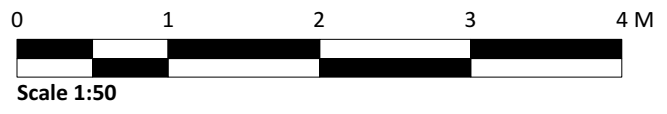
Project
35 Tennyson Avenue TW1 4QX - Outbuilding Project

Drawing
Proposed - Outbuilding Floorplan

Scale 1:50 **Date** 17/08/21

Dwg No. **Drawn By** MC

005 **Revision** -



Proposed Outbuilding Floor Plan
1:50