



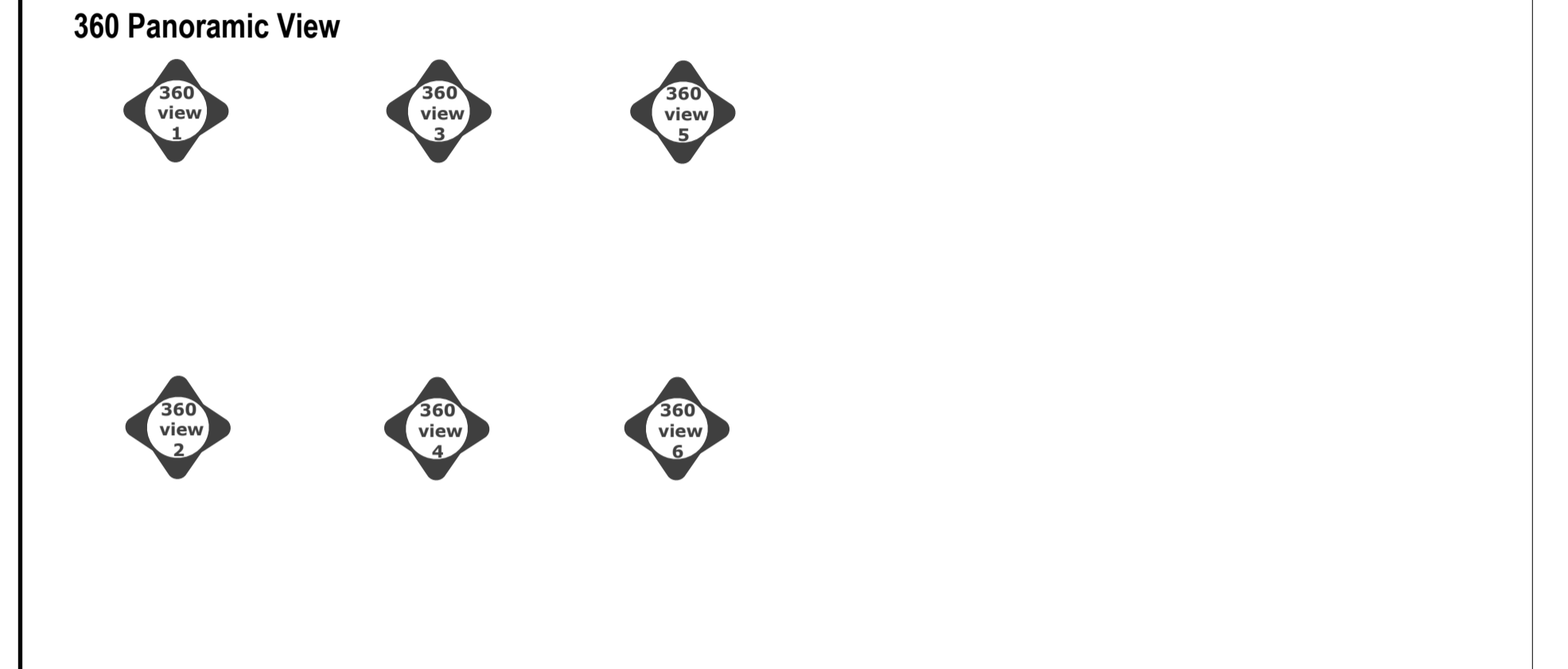
**NOTE:**  
 -The general contractor is responsible for the verification of all dimensions on site and shall inform the contract surveyor of any discrepancies.  
 -Do not scale from this drawing. Use figure dimension only.  
 -Existing foundations, inlets and wall to be exposed if required by building control for assessment and upgrading if found inadequate.  
 -Drawings copyright of Great West Design Ltd. Drawings to be used for stated purpose only.  
 -Note all drawings to be read in conjunction with engineers drawings.  
 -If there are any queries contractor to contact surveyor immediately.  
 -All star dimensions are to be confirmed by installer prior to installation and any discrepancies to be brought to the attention of the surveyor.  
 -This drawing is for negotiations with the Local Authority Planning & Building Control departments.  
 -In the event that it is used for construction then the builder is responsible for checking on site all dimensions and relevant information prior to the commencement of works to ensure the accuracy of any information contained in the drawing. Any discrepancy must be notified before work commences.  
 -The drawing may only be used for the address shown and may not be copied without permission. These drawing are Copyright controlled.  
 -The final position of all walls and projections in relation to boundary must be agreed between building owners prior to any works carried out on site.  
 -All boundaries shown on the drawings are for illustration purposes only.  
 -All developments must comply with planning permissions and planning conditions approved by local authority

**NOTE: ALL FINAL LAYOUTS ARE TO BE AGREED BETWEEN THE CLIENT AND THE CONTRACTOR PRIOR TO WORKS STARTING ON SITE. THE POSITION, TYPE, MAKE AND STYLE OF MATERIALS ARE FOR ILLUSTRATION PURPOSES ONLY**



**NOTE: ALL FINAL LAYOUTS ARE TO BE AGREED BETWEEN THE CLIENT AND THE CONTRACTOR PRIOR TO WORKS STARTING ON SITE. THE POSITION, TYPE, MAKE AND STYLE OF MATERIALS ARE FOR ILLUSTRATION PURPOSES ONLY**

**NOTE: THIS DRAWING TO BE READ IN CONJUNCTION WITH ENGINEERS CALCULATIONS AND SPECIFICATION**

**DRAWINGS TO BE APPROVED BY BUILDING CONTROL DEPARTMENT PRIOR TO WORKS COMMENCING ON SITE**



<b>DESIGN TEAM</b>	<b>PROJECT DATA</b>
<b>OWNER:</b> NAME: Mr & Mr Owen ADDRESS: 2 Broom Water West Teddington, TW11 9QH	<b>BUILDING AREA:</b> AREA:
<b>ARCHITECT:</b> NAME: Great West Design ADDRESS: WEST LINK HOUSE, 981 GREAT WEST ROAD, BRENTFORD, TW8 9DN	<b>SITE COVERAGE:</b> PARCEL AREA:  TOTAL IMPERVIOUS COVERAGE: TOTAL ALLOWABLE IMPERVIOUS COVERAGE:
<b>LAND SURVEYOR:</b> FIRM ADDRESS TEL	<b>CONSTRUCTION SUMMARY:</b>  CONSTRUCTION TYPE:
<b>STRUCTURAL ENGINEER:</b> NAME: Great West Design ADDRESS: WEST LINK HOUSE, 981 GREAT WEST ROAD, BRENTFORD, TW8 9DN	<b>DRAWINGS TO BE APPROVED BY BUILDING CONTROL DEPARTMENT PRIOR TO WORKS COMMENCING ON SITE</b>
<b>ENGINEER:</b> FIRM ADDRESS	<b>NOTE: THIS DRAWING TO BE READ IN CONJUNCTION WITH ENGINEERS CALCULATIONS AND SPECIFICATION</b>
<b>GEOTECHNICAL ENGINEER:</b> FIRM ADDRESS	



**COORDINATION**

<input checked="" type="checkbox"/> Preliminary Design	<input type="checkbox"/> Building Upgrade
<input type="checkbox"/> Planning Submitted	<input type="checkbox"/> Building Control Sign off
<input type="checkbox"/> Planning Granted	<input type="checkbox"/> Thames Water

**A 01** | **EXISTING SITE PLAN** | scale: 1:100

**A 01** | **PROPOSED SITE PLAN** | scale: 1:100