

Tree Protection Barriers

The purpose of tree protection barriers is to keep construction activity away from Restricted Activity Zones or Construction Exclusion Zones. They should be appropriate to the nature and proximity of activity within the site. The barriers should be erected prior to the commencement of all activity including demolition, soil stripping and delivery of materials and demolition (except where existing structures require demolition to enable the barriers to be installed). Barrier systems are specified below and should be installed according to the legend on the Tree Protection Plan.

The Barrier-Mesh System

Where indicated by a thick red line (solid or dashed) on the Tree Protection Plan, it shall be acceptable to install a less robust system than those specified above. This is because of the nature of construction activity or its distance from tree protection areas. The purpose of such a system shall be to demarcate the protection zone. It is not intended that such fencing will withstand knocks by construction machinery.

In this system, high visibility plastic safety fencing, 1m high, minimum grade 140g/m² is supported on steel fencing pins located at 2m intervals.

Tree Works Specification

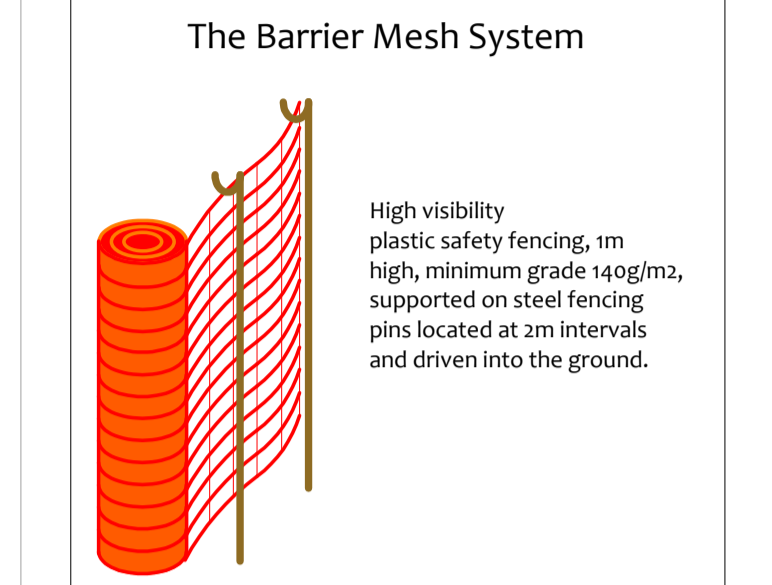
The following table specifies the tree works which will be required prior to the commencement of construction activity.

Tree Reference	Action Required	Notes
T3 and T4	Trim lower hanging foliage to a height of 3.5m to provide clearance over the proposed outbuilding.	Any branches are to be pruned back to a secondary branch junction or the branch collar wherever possible. Trimming to be kept to a minimum to achieve the desired clearance of 3.5m.

Timing of Operations

Activity within the site shall be phased according to the following chronology

Order	Phase	Activity
1st.		Planning conditions relating to trees to be identified and discussed with the Project arborist and site manager.
2nd.		All specified tree removal and pruning to be undertaken (see Header -Tree Works Schedule).
3rd.	Pre-Construction Phase	Install the tree protection barriers (fencing and ground protection boards - see Headers -Tree Protection Barriers and Ground Protection Measures).
4th.		Pre-Commencement site meeting: Tree protection barriers inspected. Additional protection measures to be agreed. Variations to be agreed. Location of underground services to be agreed. Scope of future inspections / monitoring to be agreed.
5th.		Arboricultural Method Statement to be revised and approved.
Protection measures confirmed acceptable by the local authority		
6th.		Demolish existing structures and remove existing surfaces where applicable.
7th.	Construction Phase	Install new buildings, hard surfaces and services taking into account restricted activities as specified in this Arboricultural Method Statement.
8th.		Site meeting with project arborist. Landscaping restrictions to be agreed. Condition of retained trees to be assessed and mitigation agreed. Ground conditions to be assessed and ground remediation to be agreed.
9th.	Post-Construction Phase	Remove protective barriers (fencing and ground protection measures as applicable).
10th.		Undertake restricted landscaping operations within Root Protection Areas, including (where applicable) boundary treatments, pedestrian surfaces, decking and any proposed tree planting.



Notices

Suitable weather proof notices should be displayed to identify tree protection zones. They should state the purpose of the fencing and that it should not be moved, or traversed, other than by authorised personnel.


Removal of Tree Protection Barriers

Removal of protective fencing or ground protection measures shall be done after all major construction work is complete and their removal has been approved by the appointed arborist.

Construction Exclusion Zones

Within Construction Exclusion Zones the following restrictions shall apply:

- Tree Protection Barriers shall be erected and maintained throughout the entire project as indicated on the Tree Protection Plan and under the header -Tree Protection Barriers.
- These shall remain in place at all times except when authorised landscaping works are being undertaken. At such times, adequate ground protection measures shall be installed, and excavation shall be limited to that required for new planting. Furthermore, the project arborist shall be consulted prior to any works being undertaken in these zones.
- No construction activity or excavation shall occur unless agreed otherwise by the project arborist and local authority.
- No vehicles or plant machinery shall be driven or parked.
- No tree works, other than those specified on this document shall be undertaken.
- No alterations of ground levels or conditions shall occur.
- No chemicals or cement washings permitted.
- No temporary structures shall be installed.
- No spoil shall be stored.
- No fires shall be permitted.
- All hazardous materials (including non-essential cement products) shall be forbidden.
- Removal of hard surfaces, structures or turf shall be done using hand operated tools only and supervised by the project arborist.



Ground Protection Measures

Within Restricted Activity Zones, soils containing roots may be subject to compaction due to general construction activity (including pedestrian activity and use of plant machinery). In order to minimise compaction, if it is proposed to ensure that a suitable load-spreading surface is in place at all times. Any existing hard surfacing may be retained where engineers consider it adequate to spread the load of construction traffic. Otherwise it shall be reinforced or replaced with adequate ground protection measures.

Unless specified otherwise, ground protection shall consist of 30mm OSB boards laid at double thickness and screwed together to prevent slippage. The ground shall first be made even by raking, or by adding a few centimetres of sand or woodchip. Where only pedestrian traffic will occur boards or planks may be supported by a scaffold framework. The scaffold may be founded on poles driven into the ground and/or onto blocks (to raise the scaffold) with additional couplings to make the framework secure.

Where engineers consider OSB boards to be inadequate (e.g. for large plant machinery where the tracks may chew up the timber) sturdier ground protection measures will be installed such as road plates, or sooms of 7-10mm angular gravel installed in 3D cellular confinement system (e.g. CellwebTM).

If a piling mat is required, engineer's specifications should be referred to.

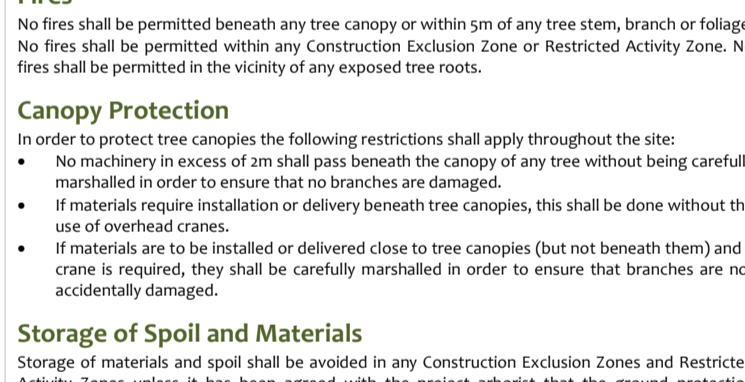
The ground protection measures shall be installed and approved before commencement of demolition and construction activity and before the arrival of plant machinery or materials. They shall remain in place until all heavy construction activity is complete or until they are due to be replaced with a new hard surface.

Restrictions in Specific Zones

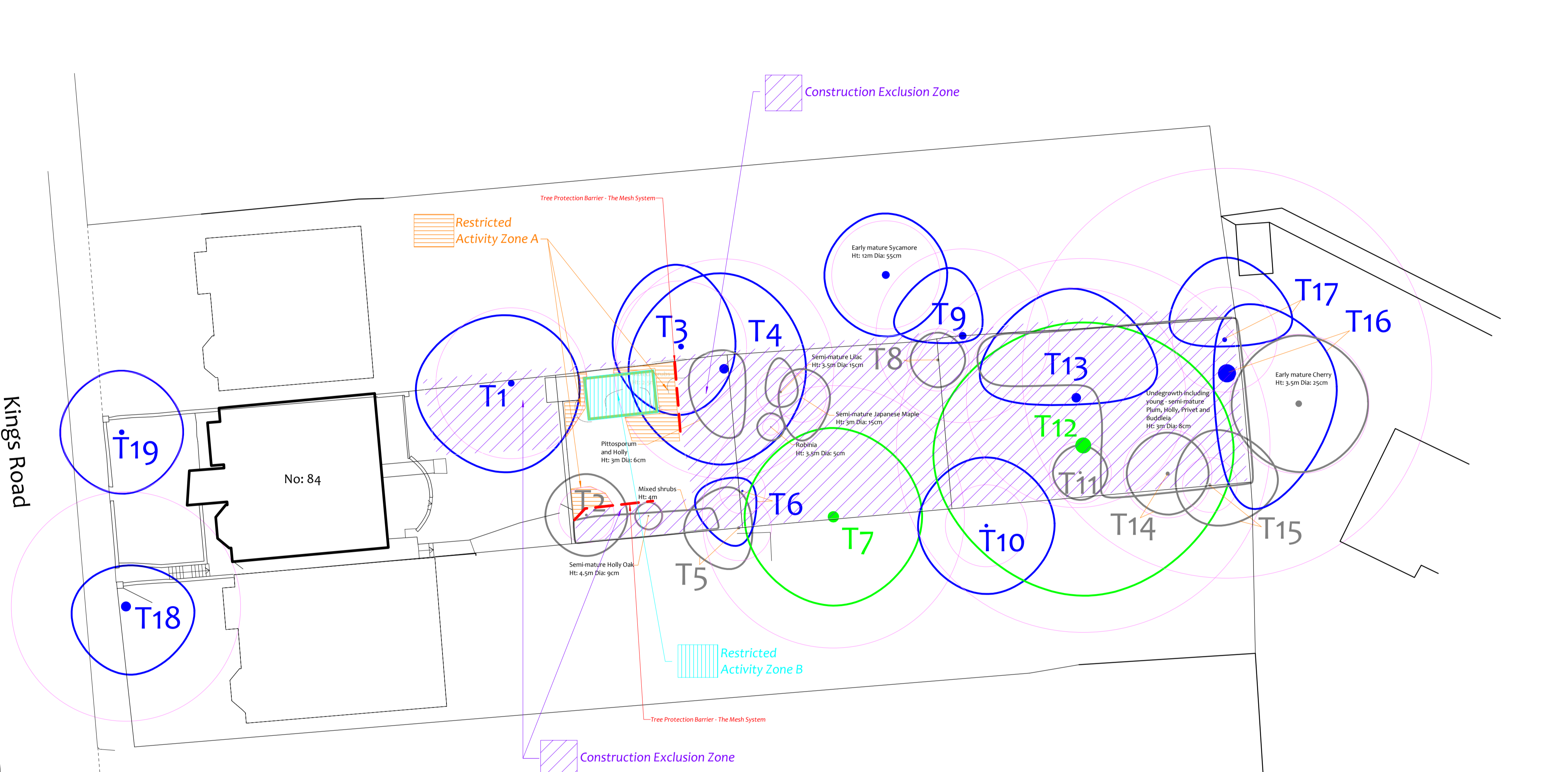
Restricted Activity Zone A

Within this zone trees roots are likely to be present where access will be required to facilitate construction. The following restrictions shall apply:

- No vehicles or plant machinery shall park or operate unless a suitable load spreading surface is in place. The load spreading surface shall be installed as specified under the heading Ground Protection Measures. This shall remain in place throughout the entire demolition and construction phase or until any new permanent hard surfacing is installed. Any pedestrian activity other than very occasional shall also require a suitable load-spreading surface.
- No excavation shall occur in this zone without consulting the project arborist and obtaining approval from the local authority.
- Existing ground levels shall be retained undisturbed or raised by no more than 100mm. Ground levels may only be raised using granular topsoil (not rich in clay) or where new surfacing is proposed.
- No new permanent or temporary structures shall be erected other than those shown on the planning application documents unless approved by the local authority.
- Underground services shall not be installed in this area without prior consultation with the project arborist and a methodology agreed and approved by the local authority.
- If roots are encountered in excess of 25mm diameter, they shall be retained wherever possible and protected with damp sacking during times that they are unearthed. Any roots in excess of 10mm that need to be severed shall be pruned with secateurs.
- Storage of materials and spoil shall be avoided unless it has been agreed with the project arborist that the ground protection measures are adequate to ensure no soil compaction or contamination occurs. All hazardous materials (including non-essential cement products) shall be forbidden.
- No fires shall be permitted.
- Vehicles or plant machinery in excess of 2 tonnes shall not be permitted in this area.



Proposed Layout (Pale Green)



Personnel and Accountability

This table should be completed at the Pre-Start Meeting or earlier

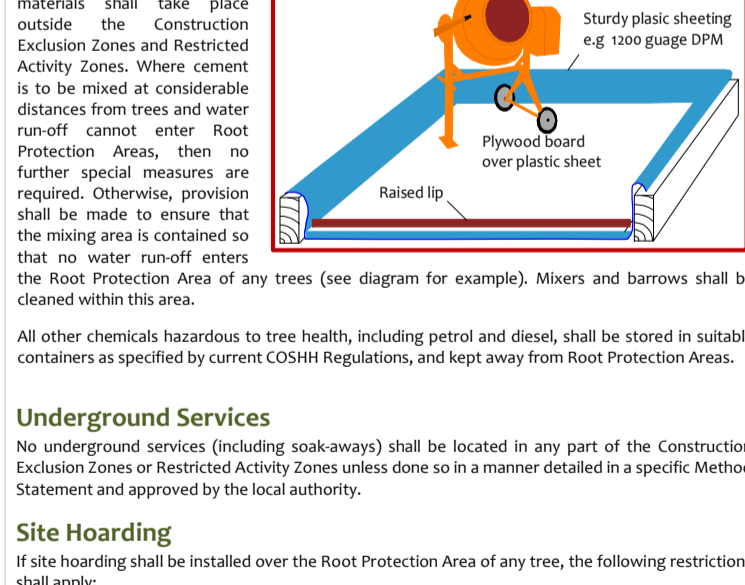
Position	Name	Contact Phone & email	Roles
Project Manager	Insert Details	Insert Details	Liaising with site manager & project arborist regarding any potential issues relating to trees. Scheduling of meeting, excavations and inspections. Overseeing this monitoring schedule. Instructing the project arborist and arranging access. Liaising with local authority regarding discharge of planning conditions and variances to the Arboricultural Method Statement.
Site Manager	Insert Details	Insert Details	Day to day monitoring of tree protection measures. Fortnightly supply of site photographs showing all tree protection measures. Induction of all contractors. Reporting to the Appointed Arborist of any incidents or potential variations to the agreed tree protection measures.
Project Arborist	Crown Tree Consultancy	08000 14 13 30 0203 797 7449 info@crowntrees.co.uk	Liaising with LPA Tree Officer over all arboricultural matters. Initial inspection and signing off of tree protection barriers including ground protection measures. Monthly site visits and inspections. Oversight of excavation for basement down to 1.2m in Restricted Zones. Reporting to the local authority following site inspections and any variation or incidents.
Local Authority	London Borough of Richmond upon Thames	Insert Details	Receipt of reports from the appointed arborist. Liaising with the appointed arborist to agree suitability of tree protection measures and any variations. Enforcement. Advice and assistance with the discharge of planning conditions relating to trees.
Additional Contact	Insert Details	Insert Details	Insert Details
Additional Contact	Insert Details	Insert Details	Insert Details

Restrictions in Specific Zones

Restricted Activity Zone A

Within this zone trees roots are likely to be present where access will be required to facilitate construction. The following restrictions shall apply:

- No vehicles or plant machinery shall park or operate unless a suitable load spreading surface is in place. The load spreading surface shall be installed as specified under the heading Ground Protection Measures. This shall remain in place throughout the entire demolition and construction phase or until any new permanent hard surfacing is installed. Any pedestrian activity other than very occasional shall also require a suitable load-spreading surface.
- No excavation shall occur in this zone without consulting the project arborist and obtaining approval from the local authority.
- Existing ground levels shall be retained undisturbed or raised by no more than 100mm. Ground levels may only be raised using granular topsoil (not rich in clay) or where new surfacing is proposed.
- No new permanent or temporary structures shall be erected other than those shown on the planning application documents unless approved by the local authority.
- Underground services shall not be installed in this area without prior consultation with the project arborist and a methodology agreed and approved by the local authority.
- If roots are encountered in excess of 25mm diameter, they shall be retained wherever possible and protected with damp sacking during times that they are unearthed. Any roots in excess of 10mm that need to be severed shall be pruned with secateurs.
- Storage of materials and spoil shall be avoided unless it has been agreed with the project arborist that the ground protection measures are adequate to ensure no soil compaction or contamination occurs. All hazardous materials (including non-essential cement products) shall be forbidden.
- No fires shall be permitted.
- Vehicles or plant machinery in excess of 2 tonnes shall not be permitted in this area.



Site Monitoring Schedule

Inspection	Site Attendees	Comments
Pre-Start Desk-top To occur prior to any works taking place on the site.	N/A.	Project Manager and Site manager to study this Method Statement & contact the Project Arborist to agree all protection measures.
Pre-Start Meeting After tree works completed & tree protection barriers / ground protection measures installed. Prior to any other activity, i.e. demolition & soil stripping.	Site manager, project arborist, Tree Officer invited.	Tree protection fencing locations & specification checked. Ground protection measures checked. Contract to be instructed to all relevant aspects of the Arboricultural Method Statement. Responsibilities checked and acknowledged. Adherence to the Arboricultural Method Statement to be discussed and agreed. Report on findings to be sent to the local authority tree officer (see accompanying reporting template)
Monthly Inspection and Reporting To occur once per calendar month throughout the entirety of the project until the local authority agree that tree protection measures may be removed	Site manager and project arborist*	Tree protection fencing locations & specification checked. Ground protection measures checked. First month, present and future month - activities and adherence to Arboricultural Method Statement discussed and checked. Report on findings to be sent to the local authority tree officer within 5 working days.
Any other ground disturbance in Restricted Zones & Construction Exclusion Zones Including demolition, soil stripping, removal of hard surfaces, excavation for new surfacing, foundations, service trenches etc.	Site manager, project arborist.	Two week's notice to be given prior to commencement. Excavation to be as specified in this Method Statement. Excavations to be recorded and photographed. Mitigation measures to be employed specified by the project arborist.
Post-Construction Meeting Post external construction activity but prior to removal of fencing & landscaping operations.	Site manager, project arborist, Tree Officer invited.	Retained trees inspected. Ground conditions assessed and mitigation measures agreed where appropriate. Further landscaping operations and restrictions to be agreed.

* Where agreed with the L.A. it may be acceptable to supply photographs of the fencing to avoid the necessity for a site visit.