




**BIOMATRIX  
WATER**

# Plant List 2021/22







**Eleocharis palustris**  
(Common spike-rush)

A mat forming perennial plant with fine grass-like foliage and smooth un-branched upright stems.


**Growth**  
FAST  
MEDIUM  
SLOW

Full sun  
Part shade

15-30cm  
0-10cm

**NATIVE**

JAN FEB MAR APR MAY JUN JUL AUG SEP OCT NOV DEC

**Carex acutiformis**  
(Lesser Pond Sedge)

This is an attractive sedge providing good habitat and cover. Maintaining a semi-evergreen with an attractive winter form.

**Growth**  
FAST  
MEDIUM  
SLOW

50-100cm  
5-10cm

JAN FEB MAR APR MAY JUN JUL AUG SEP OCT NOV DEC




**Carex acuta**  
(Slender-tufted sedge)

A tall, slender, tufted sedge that grows in rivers, streams and lakes throughout the British Isles.


**Growth**  
FAST  
MEDIUM  
SLOW

Full sun  
Part shade

60-90cm  
0-15cm

**NATIVE**

JAN FEB MAR APR MAY JUN JUL AUG SEP OCT NOV DEC

**Carex pendula**  
(Pendulous sedge)

Dark green leathery leaves grow upward then droop to form a weeping mound. The pendulous seed heads can often be seen by streams and brooks.

**Growth**  
FAST  
MEDIUM  
SLOW

Full sun  
Part shade


40-60cm  
0-15cm

**NATIVE**

JAN FEB MAR APR MAY JUN JUL AUG SEP OCT NOV DEC







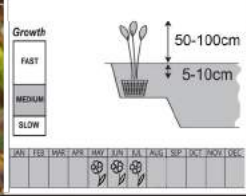
**Carex Paniculata**  
(Greater Tussock-sedge)


This is a species of flowering plant in the sedge family, Cyperaceae. This is one of our favourite species for floating islands due to its robustness and winter form.

**Growth**  
FAST  
MEDIUM  
SLOW

50-100cm  
5-10cm

JAN FEB MAR APR MAY JUN JUL AUG SEP OCT NOV DEC





**Carex riparia**  
(Greater pond sedge)

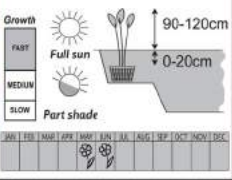

A coarse grass with broad leaves and brown spikelets. It is larger than the other sedges which makes it popular with landscapers for architectural, native planting schemes.


**Growth**  
FAST  
MEDIUM  
SLOW

Full sun  
Part shade

90-120cm  
0-20cm

JAN FEB MAR APR MAY JUN JUL AUG SEP OCT NOV DEC



**Carex pseudocyperus**  
(Cyperus sedge)

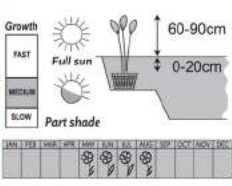

Bright green, grassy leaves with drooping, many flowered spikelets, popular with landscapers for native planting schemes to provide cover for wildfowl.


**Growth**  
FAST  
MEDIUM  
SLOW

Full sun  
Part shade

60-90cm  
0-20cm

JAN FEB MAR APR MAY JUN JUL AUG SEP OCT NOV DEC



**Juncus maritimus**  
(Sea rush)

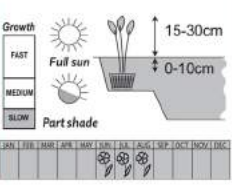

The thin stems arch gracefully with tufts of brownish flowers produced below the sharp pointed stem tip. As it's name suggests, it can tolerate sea spray and slightly brackish water.

**Growth**  
FAST  
MEDIUM  
SLOW

Full sun  
Part shade

15-30cm  
0-10cm

JAN FEB MAR APR MAY JUN JUL AUG SEP OCT NOV DEC







☀

**Equisetum hyemale**  
(Dutch rush)

This stunning, evergreen plant adds interest to the garden all year round. Extremely hardy even 500 miles inside the Arctic circle. Leave old growth standing through winter, cut down in spring when new shoots are about 15cm high.

Growth	☀	↑ 100-180cm
FAST	Full sun	↓ 0-15cm
MEDIUM	☀	
SLOW	Part shade	


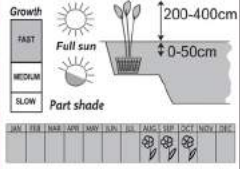






**Phragmites australis**  
(Common reed, Norfolk reed or Phragmites communis)

Strong growing grass with broad glossy leaves that turn brown in autumn and purple or violet flowers. This plant is frequently used in sewage treatment beds and it is still used for thatching.

Growth	☀	↑ 200-400cm
FAST	Full sun	↓ 0-50cm
MEDIUM	☀	
SLOW	Part shade	


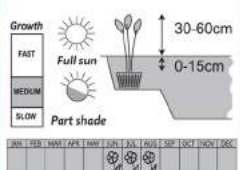



☀

**Juncus inflexus**  
(Hard rush)

Tall, blue-grey, slender leaved rush. May self-seed in optimum growing conditions.

Growth	☀	↑ 30-60cm
FAST	Full sun	↓ 0-15cm
MEDIUM	☀	
SLOW	Part shade	


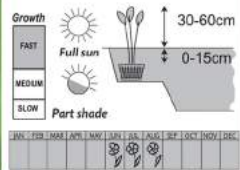






**Juncus effusus**  
(Soft rush)

Very erect, dark green stems and brown seed heads. Clumps will spread by creeping rhizomes. Can self seed. It was used to be make into mats and was probably the rush strewn over the floor in many of Shakespeare's plays.

Growth	☀	↑ 30-60cm
FAST	Full sun	↓ 0-15cm
MEDIUM	☀	
SLOW	Part shade	

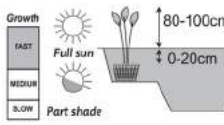




**Iris pseudacorus**  
(Yellow flag)


*The only native aquatic iris, it can be vigorous in boggy soil. It is the origin of the famous Royal French emblem, Fleur-de-lis. As with all iris the tubers are harmful if eaten.*

**Growth**  
FAST Full sun 80-100cm  
MEDIUM Part shade 0-20cm  
SLOW



**NATIVE**

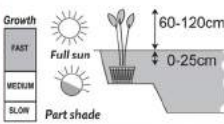






**Cyperus longus**  
(Sweet galingale)

*Dark green, grass-like, pendulous foliage with brown flowers. This plant makes good cover for wildlife in large ponds or lakes.*

**Growth**  
FAST Full sun 60-120cm  
MEDIUM Part shade 0-25cm  
SLOW



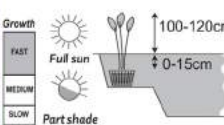
**NATIVE**


**Glyceria maxima**  
(Reed sweet grass)

*Vigorous, grass-green foliage, popular with landscapers for native planting schemes to provide cover for wildfowl.*

**Growth**  
FAST Full sun 100-120cm  
MEDIUM Part shade 0-15cm  
SLOW



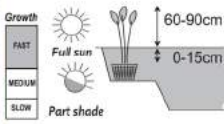
**NATIVE**

**Phalaris arundinacea**  
(Reed canary grass)

*Vigorous, grassy green foliage, popular with landscapers for native planting schemes to provide cover for wildfowl.*


**Growth**  
FAST Full sun 60-90cm  
MEDIUM Part shade 0-15cm  
SLOW



**NATIVE**








**Caltha palustris**  
(King cup or Marsh marigold)


Once established it produces a mass of bright yellow flowers very early in the spring, almost a ball of yellow. After flowering in March and April most foliage will die back, but sometimes it has a second flowering later in the year.

Growth: FAST, MEDIUM, SLOW  
Sun: Full sun, Part shade

30-50cm  
0-15cm

JAN FEB MAR APR MAY JUN JUL AUG SEP OCT NOV DEC






**Myosotis scorpioides**  
(Water forget-me-not or Myosotis palustris)


This delicate little native plant has numerous clusters of long flowering, small blue flowers which attract abundant pollinators throughout the summer.

Growth: FAST, MEDIUM, SLOW  
Sun: Full sun, Part shade

20-30cm  
0-20cm

JAN FEB MAR APR MAY JUN JUL AUG SEP OCT NOV DEC






**Lysimachia nummularia**  
(Creeping jenny)


Excellent for ground cover and blending in the edge of a pond as it will grow on dry ground and can float across the surface of the water. It will also hang gracefully from raised pond edges. A little more vigorous than the golden form.

Growth: FAST, MEDIUM, SLOW  
Sun: Full sun, Part shade

10-15cm  
0-20cm

JAN FEB MAR APR MAY JUN JUL AUG SEP OCT NOV DEC






**Veronica beccabunga**  
(Brooklime)

Very prolific, succulent plant, having smooth, ovate leaves with clusters of blue flowers.

Growth: FAST, MEDIUM, SLOW  
Sun: Full sun, Part shade

20-30cm  
0-15cm



 

JAN FEB MAR APR MAY JUN JUL AUG SEP OCT NOV DEC







# Flowering and Feature Plants


**Filipendula ulmaria**  
(Meadowsweet)

Clusters of fluffy, cream flowers with scented foliage hence it's common name. Often seen growing wild on banks or ditches and in wet meadows.

Growth: FAST Full sun 60-90cm  
MEDIUM Part shade  
SLOW

JAN	FEB	MAR	APR	MAY	JUN	JUL	AUG	SEP	OCT	NOV	DEC
					🌱	🌱	🌱	🌱	🌱		





**Lychnis flos-cuculi**  
'Terry's Pink'  
(Dwarf ragged robin)

A more compact version of Lychnis flos-cuculi.

Growth: FAST Full sun 15-20cm  
MEDIUM Part shade 0-1cm  
SLOW



JAN	FEB	MAR	APR	MAY	JUN	JUL	AUG	SEP	OCT	NOV	DEC
					🌱	🌱	🌱	🌱	🌱		



**Eupatorium cannabinum**  
(Hemp agrimony or Dutch agrimony)

A tall, native marginal with bold, dome-shaped clusters of tiny, fluffy, dusty pink flower heads in late summer and early autumn.

Growth: FAST Full sun 60-120cm  
MEDIUM Part shade 0-10cm  
SLOW



JAN	FEB	MAR	APR	MAY	JUN	JUL	AUG	SEP	OCT	NOV	DEC
					🌱	🌱	🌱	🌱	🌱		

**Lythrum salicaria**  
(Purple loosestrife)

A stunning plant for a medium to large pond or lake. The tall, pink blooms can be seen from some distance, it is free flowering over a long period in summer.

Growth: FAST Full sun 90-120cm  
MEDIUM 0-5cm  
SLOW





JAN	FEB	MAR	APR	MAY	JUN	JUL	AUG	SEP	OCT	NOV	DEC
					🌱	🌱	🌱	🌱	🌱		





# Flowering and Feature Plants





**Allium schoenoprasum**  
(Chives)


Grass-like, tubular mid-green leaves with pretty rose-pink flowers. Chives are attractive, prolific flowering and have been used in cooking and medicine for thousands of years.

Growth: FAST (Full sun), MEDIUM (Part shade), SLOW (Part shade)

20-30cm  
0-2cm

JAN FEB MAR APR MAY JUN JUL AUG SEP OCT NOV DEC





**Alisma plantago aquaticum**  
(Water plantain, Mad dog weed)


When mature this plant sends up many flower stems with multiple, delicate white flowers and broad, lanceolate leaves. It is also said to be a cure for rabies hence it is sometimes called Mad Dog weed.

Growth: FAST (Full sun), MEDIUM (Part shade), SLOW (Part shade)

60-90cm  
0-15cm

JAN FEB MAR APR MAY JUN JUL AUG SEP OCT NOV DEC





**Lysimachia vulgaris**  
(Yellow loosestrife)


Growing taller than its relation the Dotted loosestrife, this striking plant provides height to the garden. A free flowering, native plant which is popular with landscapers for wildlife schemes.

Growth: FAST (Full sun), MEDIUM (Part shade), SLOW (Part shade)

100-150cm  
0-5cm

JAN FEB MAR APR MAY JUN JUL AUG SEP OCT NOV DEC





**Menyanthes trifoliata**  
(Bog bean)

A rambling plant with trifoliate, olive-green foliage that creeps over the surface of the water. The attractive white flowers are tipped with pink. An infusion of the roots used to be used as a tonic for fevers, gout and other complaints.


Growth: FAST (Full sun), MEDIUM (Part shade), SLOW (Part shade)

20-30cm  
0-20cm

JAN FEB MAR APR MAY JUN JUL AUG SEP OCT NOV DEC






**Mentha aquatica**  
(Water mint)

A strong mint scented herb, covered with pinkish, lilac flower heads. It used to be grown for its essential oils.

**Growth**  
FAST Full sun 30-60cm  
MEDIUM Part shade 0-20cm  
SLOW


JAN FEB MAR APR MAY JUN JUL AUG SEP OCT NOV DEC


**Mentha cervina**  
(Water spearmint or Preslia cervina)

Aromatic plant covered with lilac flower heads. It has a spearmint smell.

**Growth**  
FAST Full sun 30-40cm  
MEDIUM Part shade 0-5cm  
SLOW






JAN FEB MAR APR MAY JUN JUL AUG SEP OCT NOV DEC


**Mentha pulegium**  
(Pennyroyal or Pudding grass)

A creeping variety with small leaves and, as member of the Mentha family, it has a minty smell.

**Growth**  
FAST Full sun 5-30cm  
MEDIUM Part shade 0-5cm  
SLOW



JAN FEB MAR APR MAY JUN JUL AUG SEP OCT NOV DEC

**Butomus umbellatus**  
(Flowering rush)

Pretty pink flowers in umbels rise above the triangular leaves, which turn from red to dark green as they mature. The roots used to be crushed and used as food in northern Asia.


**Growth**  
FAST Full sun 60-100cm  
MEDIUM 3-25cm  
SLOW

JAN FEB MAR APR MAY JUN JUL AUG SEP OCT NOV DEC








**Scirpus lacustris**  
(Club rush or Schoenoplectus lacustris)

A dark green rush with clusters of chocolate brown flowers near top of stems. Popular with landscapers for native planting schemes to provide cover for wickfowl.

**Growth**  
FAST Full sun 100-200cm  
MEDIUM Part shade 5-40cm  
SLOW

**NATIVE**

JAN	FEB	MAR	APR	MAY	JUN	JUL	AUG	SEP	OCT	NOV	DEC


**Ranunculus flammula**  
(Lesser spearwort)

Lanceolate leaves with branching stems hold a large numbers of little, yellow, buttercup-type flowers. Ranunculus means 'little frog'.

**Growth**  
FAST Full sun 25-30cm  
MEDIUM Part shade 5-10cm  
SLOW

**NATIVE**

JAN	FEB	MAR	APR	MAY	JUN	JUL	AUG	SEP	OCT	NOV	DEC

**Scirpus maritimus**  
(Sea club rush, Schoenoplectus mar. or Bolboschoenoplectus mar.)

Sharply triangular stems with spikelets of chocolate inflorescence. Will tolerate slight salty conditions.


**Growth**  
FAST Full sun 120-150cm  
MEDIUM Part shade 0-20cm  
SLOW

**NATIVE**

JAN	FEB	MAR	APR	MAY	JUN	JUL	AUG	SEP	OCT	NOV	DEC





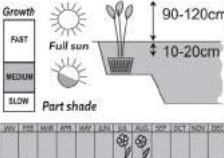




**Pontederia cordata lanceolata**  
(Giant pickerel weed)

As *Pontederia cordata* but much taller, with longer flower spikes. It is free flowering and makes an excellent addition to any pond.

Growth: FAST (Full sun), MEDIUM (Part shade), SLOW (Part shade)

90-120cm (height), 10-20cm (width)

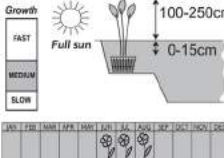



**Thalia dealbata**  
(Powdery alligator flag or Hardy water canna)

A striking plant with large glaucous leaves and small purplish flowers held high on long thin stems. This semi hardy can stay outside providing the roots are deep enough in the water to avoid the frost level.

Growth: FAST (Full sun), MEDIUM (Part shade), SLOW (Part shade)

100-250cm (height), 0-15cm (width)



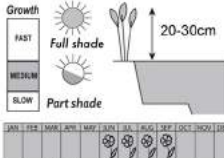



**Succisa pratensis**  
(Devil's-bit scabious)

The beautiful globed blue flowers attract a wide variety of bees and butterflies.

Growth: FAST (Full shade), MEDIUM (Part shade), SLOW (Part shade)

20-30cm (height)



**Gunnera manicata**  
(Giant prickly rhubarb, Chilean rhubarb or Prickly rhubarb)


This giant plant has the largest leaves of any plant grown in the UK. The leaves are borne on long stout, prickly stems and can grow to well over a meter in diameter. It has greenish club shaped flowers that are about 70cm long.

Growth: FAST (Full sun), MEDIUM (Part shade), SLOW (Part shade)

150-300cm (height)











**Asthilbe Pink**  
(False goat's beard)

Soft arching, 'fluffy', pink flower plumes. As with all Astilbe, grows better in shaded areas and must be kept moist.

Growth: FAST Full sun, MEDIUM Part shade, SLOW Part shade

60-80cm






**Asthilbe Red**  
(False goat's beard)

Dark green foliage, bright red plumed flowers. As with all Astilbe, grows better in shaded areas and must be kept moist.

Growth: FAST Full sun, MEDIUM Part shade, SLOW Part shade

60-80cm






**Asthilbe White**  
(False goat's beard)

Arching plumes of fluffy white flowers. As with all Astilbe, grows better in shaded areas and must be kept moist.

Growth: FAST Full sun, MEDIUM Part shade, SLOW Part shade

60-80cm



**Darmara peltata**  
(*Peltiphyllum peltatum*, Indian rhubarb, Umbrella plant)

White or rose coloured flowers bloom in spring before the large, round, scalloped edged leaves appear. These provide interesting pool side foliage and turn red in autumn.

Growth: FAST Full shade, MEDIUM Part shade, SLOW Part shade

60-90cm

