

Sources of information

**APR SERVICES**

Topographical Survey.pdf  
 Received 22/09/16

**CLOUD 10**

Stag Brewery East end 15-09-16.dwg  
 Received 16/09/16  
 11263\_Stag Brewery\_MASTER.dwg  
 Received 19/09/16  
 Stag Brewery West end 22-09-16 Pt1.dwg  
 Received 22/09/16  
 Stag Brewery West end 23-09-16.dwg  
 Received 23/09/16  
 The Ship PH.dwg  
 Received 28/09/16  
 Jolly Gardeners.dwg  
 Received 11/10/16

**SQUIRE & PARTNERS**

18125-SQP-ZZ-ZZ-M3-A-0001.dwg  
 Received 06/01/2022

Floor plans  
 Received 10/01/2022

18125-SQP-B10-ZZ-M3-A-0001.dwg  
 Received 14/02/2022

Floor plans  
 Received 14/02/2022

18125-SQP-B02-ZZ-M3-A-0001-rvt.dwg  
 Received 25/02/2022

Ground, 7th and 8th Floor plans  
 Received 25/02/2022

1st to 6th Floor plans  
 Received 07/03/2022

**EB7 Ltd**

Site Photographs  
 Ordnance Survey

NORTH



Project The Stag Brewery  
 London  
 SW14 7ET

Title Block 4  
 Fifth Floor  
 Room Layout

Drawn AD Checked --

Date 08/03/2022 Project 2201

Rel no. 18 Prefix ID01 Page no. 18



Sources of information

**APR SERVICES**

Topographical Survey.pdf  
 Received 22/09/16

**CLOUD 10**

Stag Brewery East end 15-09-16.dwg  
 Received 16/09/16  
 11263\_Stag Brewery\_MASTER.dwg  
 Received 19/09/16  
 Stag Brewery West end 22-09-16 Pt1.dwg  
 Received 22/09/16  
 Stag Brewery West end 23-09-16.dwg  
 Received 23/09/16  
 The Ship PH.dwg  
 Received 28/09/16  
 Jolly Gardeners.dwg  
 Received 11/10/16

**SQUIRE & PARTNERS**

18125-SQP-ZZ-ZZ-M3-A-0001.dwg  
 Received 06/01/2022

Floor plans  
 Received 10/01/2022

18125-SQP-B10-ZZ-M3-A-0001.dwg  
 Received 14/02/2022

Floor plans  
 Received 14/02/2022

18125-SQP-B02-ZZ-M3-A-0001-rvt.dwg  
 Received 25/02/2022

Ground, 7th and 8th Floor plans  
 Received 25/02/2022

1st to 6th Floor plans  
 Received 07/03/2022

**EB7 Ltd**

Site Photographs  
 Ordnance Survey

**NORTH**



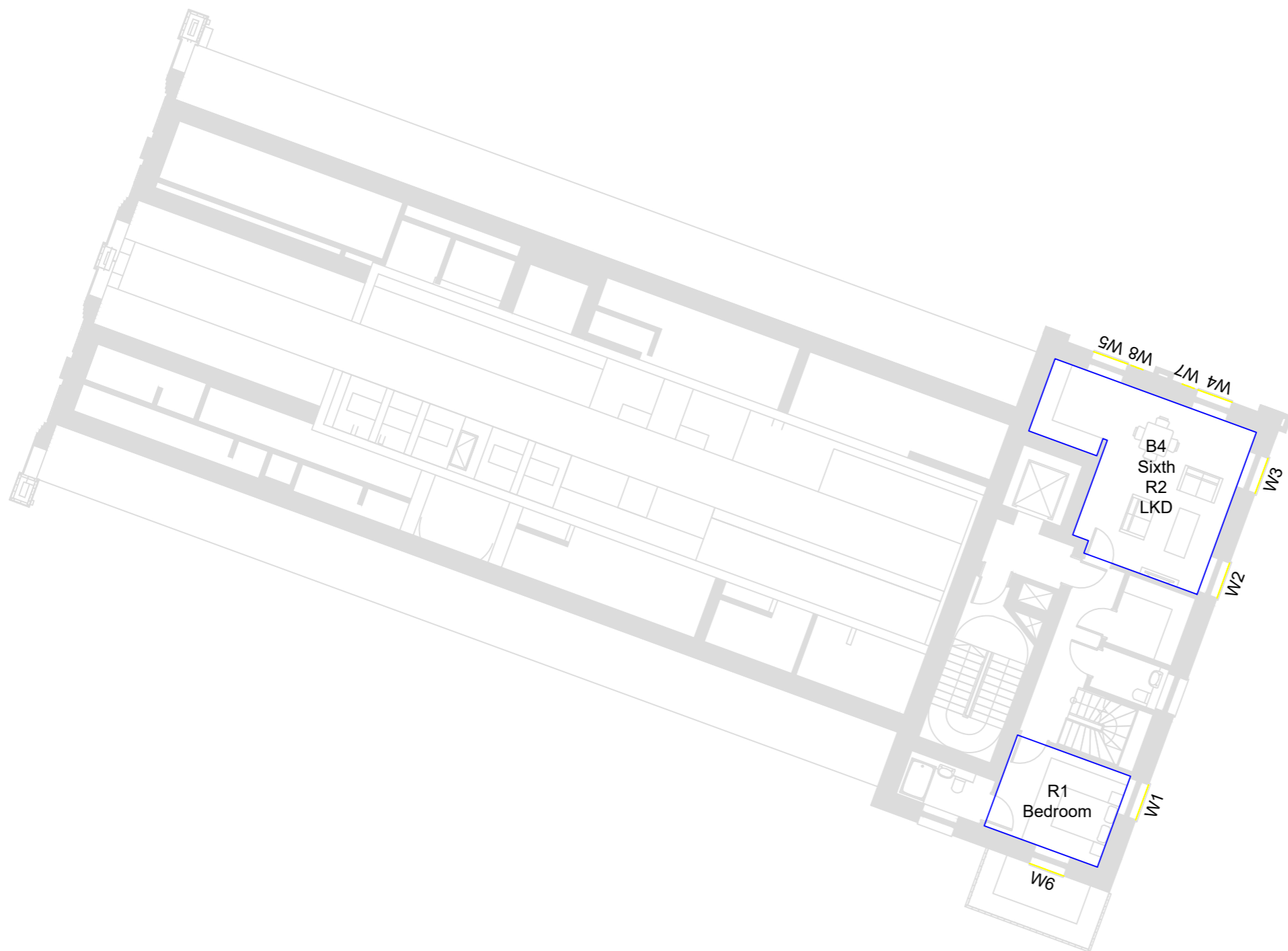
Project The Stag Brewery  
 London  
 SW14 7ET

Title Block 4  
 Sixth Floor  
 Room Layout

Drawn AD Checked --

Date 08/03/2022 Project 2201

Rel no. 18 Prefix ID01 Page no. 19



### Sources of information

#### APR SERVICES

Topographical Survey.pdf  
Received 22/09/16

#### CLOUD 10

Stag Brewery East end 15-09-16.dwg  
Received 16/09/16  
11263\_Stag Brewery\_MASTER.dwg  
Received 19/09/16  
Stag Brewery West end 22-09-16 Pt1.dwg  
Received 22/09/16  
Stag Brewery West end 23-09-16.dwg  
Received 23/09/16  
The Ship PH.dwg  
Received 28/09/16  
Jolly Gardeners.dwg  
Received 11/10/16

#### SQUIRE & PARTNERS

18125-SQP-ZZ-ZZ-M3-A-0001.dwg  
Received 06/01/2022

Floor plans  
Received 10/01/2022

18125-SQP-B10-ZZ-M3-A-0001.dwg  
Received 14/02/2022

Floor plans  
Received 14/02/2022

18125-SQP-B02-ZZ-M3-A-0001-rvt.dwg  
Received 25/02/2022

Ground, 7th and 8th Floor plans  
Received 25/02/2022

1st to 6th Floor plans  
Received 07/03/2022

#### EB7 Ltd

Site Photographs  
Ordnance Survey

#### NORTH



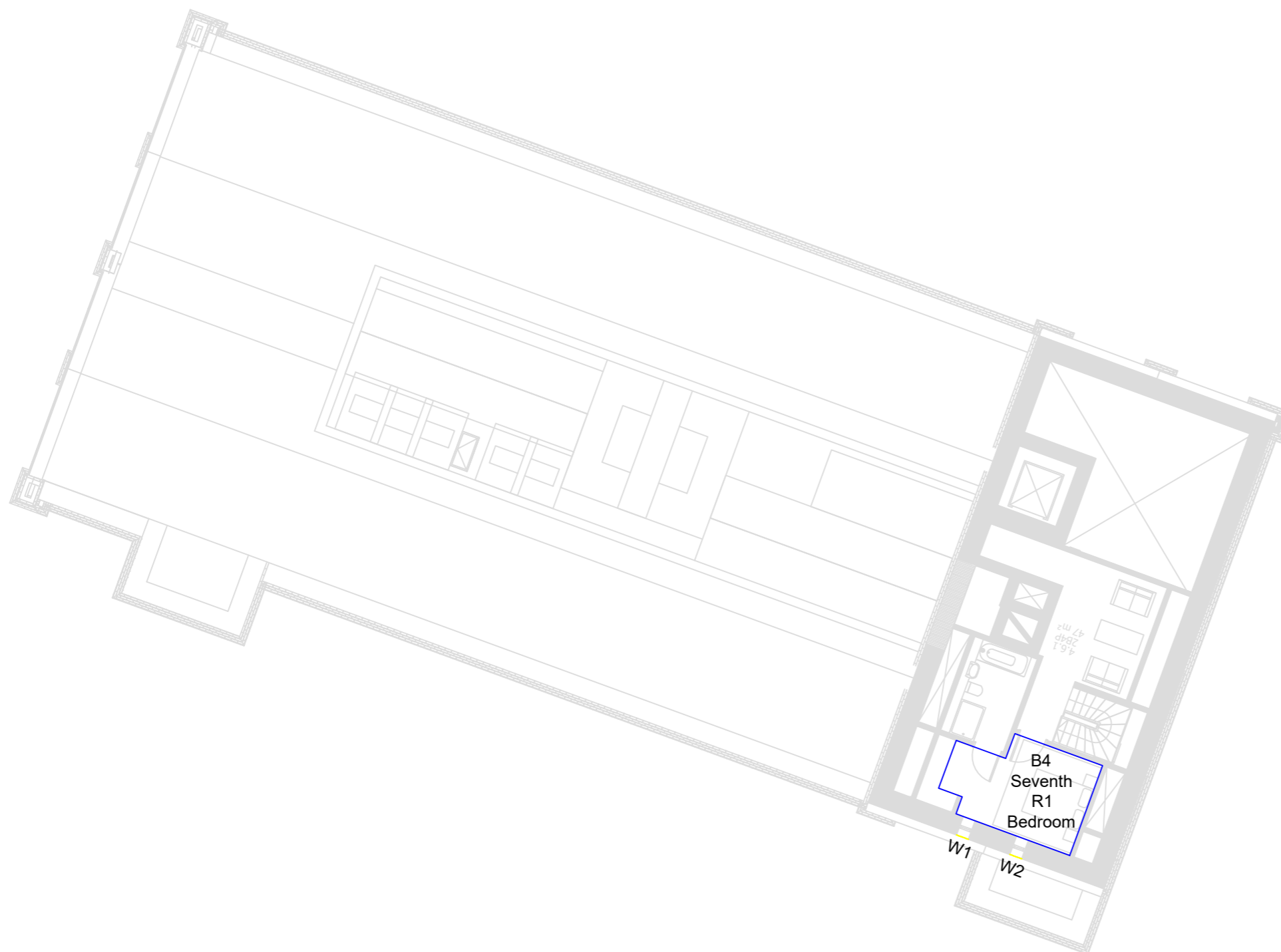
Project The Stag Brewery  
London  
SW14 7ET

Title Block 4  
Seventh Floor  
Room Layout

Drawn AD Checked --

Date 08/03/2022 Project 2201

Rel no. 18 Prefix ID01 Page no. 20



Sources of information

**APR SERVICES**

Topographical Survey.pdf  
 Received 22/09/16

**CLOUD 10**

Stag Brewery East end 15-09-16.dwg  
 Received 16/09/16  
 11263\_Stag Brewery\_MASTER.dwg  
 Received 19/09/16  
 Stag Brewery West end 22-09-16 Pt1.dwg  
 Received 22/09/16  
 Stag Brewery West end 23-09-16.dwg  
 Received 23/09/16  
 The Ship PH.dwg  
 Received 28/09/16  
 Jolly Gardeners.dwg  
 Received 11/10/16

**SQUIRE & PARTNERS**

18125-SQP-ZZ-ZZ-M3-A-0001.dwg  
 Received 06/01/2022

Floor plans  
 Received 10/01/2022

18125-SQP-B10-ZZ-M3-A-0001.dwg  
 Received 14/02/2022

Floor plans  
 Received 14/02/2022

18125-SQP-B02-ZZ-M3-A-0001-rvt.dwg  
 Received 25/02/2022

Ground, 7th and 8th Floor plans  
 Received 25/02/2022

1st to 6th Floor plans  
 Received 07/03/2022

**EB7 Ltd**

Site Photographs  
 Ordnance Survey

**NORTH**



Project The Stag Brewery  
 London  
 SW14 7ET

Title Block 5  
 First Floor  
 Room Layout

Drawn AD Checked --

Date 08/03/2022 Project 2201

Rel no. 18 Prefix ID01 Page no.



Sources of information

**APR SERVICES**

Topographical Survey.pdf  
 Received 22/09/16

**CLOUD 10**

Stag Brewery East end 15-09-16.dwg  
 Received 16/09/16  
 11263\_Stag Brewery\_MASTER.dwg  
 Received 19/09/16  
 Stag Brewery West end 22-09-16 Pt1.dwg  
 Received 22/09/16  
 Stag Brewery West end 23-09-16.dwg  
 Received 23/09/16  
 The Ship PH.dwg  
 Received 28/09/16  
 Jolly Gardeners.dwg  
 Received 11/10/16

**SQUIRE & PARTNERS**

18125-SQP-ZZ-M3-A-0001.dwg  
 Received 06/01/2022

Floor plans  
 Received 10/01/2022

18125-SQP-B10-ZZ-M3-A-0001.dwg  
 Received 14/02/2022

Floor plans  
 Received 14/02/2022

18125-SQP-B02-ZZ-M3-A-0001-rvt.dwg  
 Received 25/02/2022

Ground, 7th and 8th Floor plans  
 Received 25/02/2022

1st to 6th Floor plans  
 Received 07/03/2022

**EB7 Ltd**

Site Photographs  
 Ordnance Survey

**NORTH**



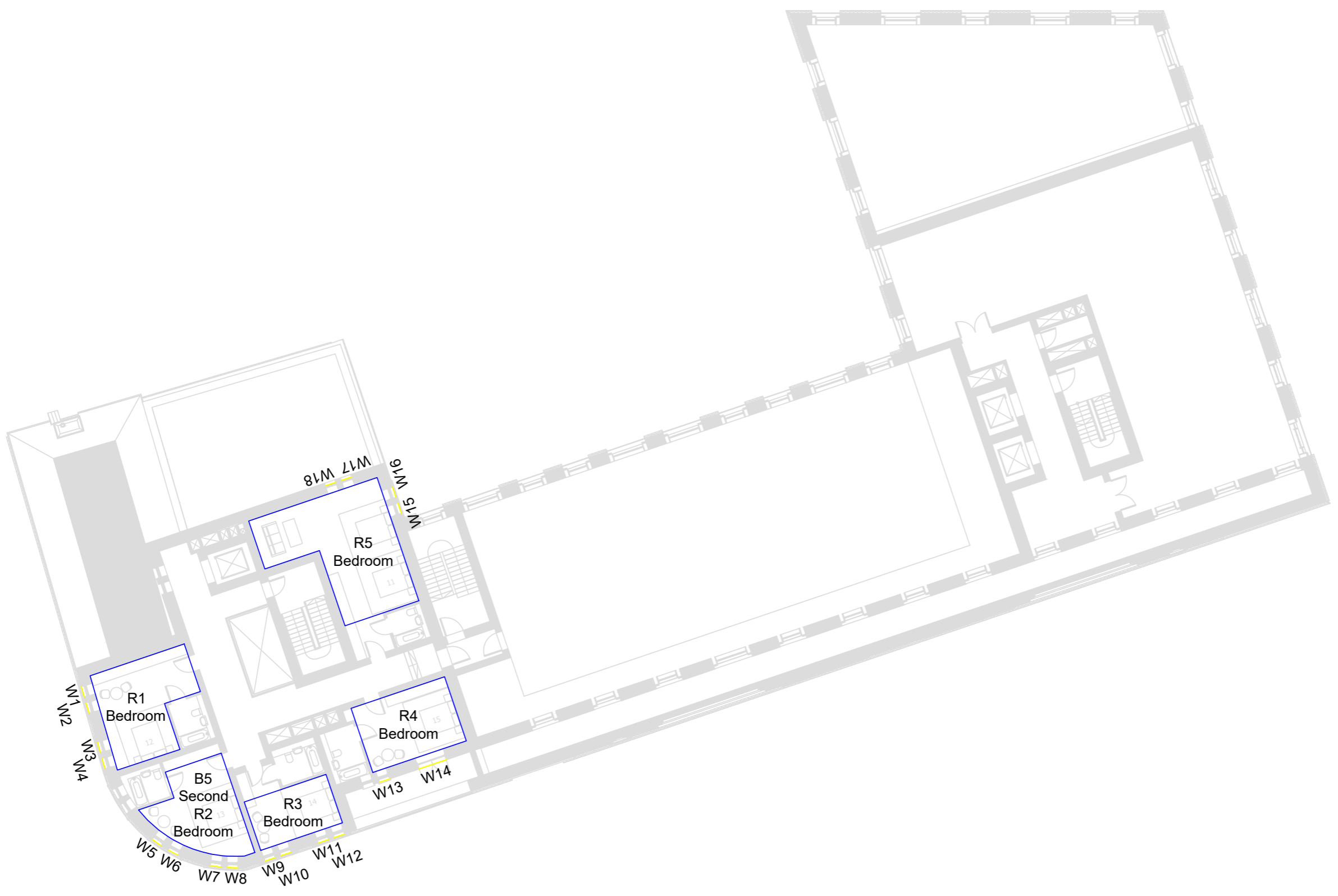
Project The Stag Brewery  
 London  
 SW14 7ET

Title Block 5  
 Second Floor  
 Room Layout

Drawn AD Checked --

Date 08/03/2022 Project 2201

Rel no. 18 Prefix ID01 Page no.





Sources of information

**APR SERVICES**

Topographical Survey.pdf  
 Received 22/09/16

**CLOUD 10**

Stag Brewery East end 15-09-16.dwg  
 Received 16/09/16  
 11263\_Stag Brewery\_MASTER.dwg  
 Received 19/09/16  
 Stag Brewery West end 22-09-16 Pt1.dwg  
 Received 22/09/16  
 Stag Brewery West end 23-09-16.dwg  
 Received 23/09/16  
 The Ship PH.dwg  
 Received 28/09/16  
 Jolly Gardeners.dwg  
 Received 11/10/16

**SQUIRE & PARTNERS**

18125-SQP-ZZ-ZZ-M3-A-0001.dwg  
 Received 06/01/2022  
 Floor plans  
 Received 10/01/2022

18125-SQP-B10-ZZ-M3-A-0001.dwg  
 Received 14/02/2022  
 Floor plans  
 Received 14/02/2022

18125-SQP-B02-ZZ-M3-A-0001-rvt.dwg  
 Received 25/02/2022  
 Ground, 7th and 8th Floor plans  
 Received 25/02/2022  
 1st to 6th Floor plans  
 Received 07/03/2022

**EB7 Ltd**

Site Photographs  
 Ordnance Survey

NORTH



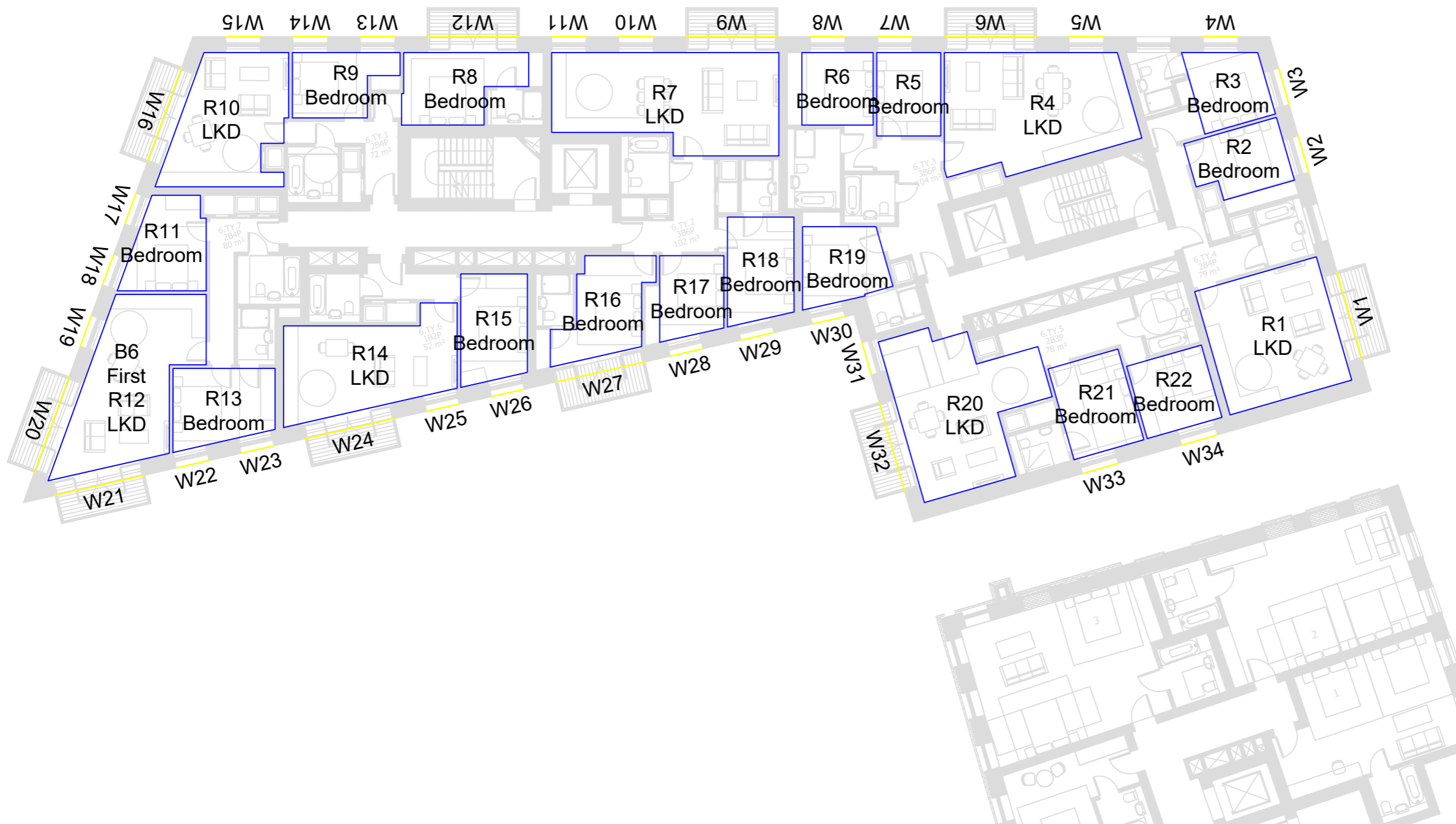
Project The Stag Brewery  
 London  
 SW14 7ET

Title Block 6  
 First to Third Floor  
 Room Layout

Drawn AD Checked --

Date 08/03/2022 Project 2201

Rel no. 18 Prefix ID01 Page no. 23



Sources of information

**APR SERVICES**

Topographical Survey.pdf  
 Received 22/09/16

**CLOUD 10**

Stag Brewery East end 15-09-16.dwg  
 Received 16/09/16  
 11263\_Stag Brewery\_MASTER.dwg  
 Received 19/09/16  
 Stag Brewery West end 22-09-16 Pt1.dwg  
 Received 22/09/16  
 Stag Brewery West end 23-09-16.dwg  
 Received 23/09/16  
 The Ship PH.dwg  
 Received 28/09/16  
 Jolly Gardeners.dwg  
 Received 11/10/16

**SQUIRE & PARTNERS**

18125-SQP-ZZ-ZZ-M3-A-0001.dwg  
 Received 06/01/2022  
 Floor plans  
 Received 10/01/2022

18125-SQP-B10-ZZ-M3-A-0001.dwg  
 Received 14/02/2022  
 Floor plans  
 Received 14/02/2022

18125-SQP-B02-ZZ-M3-A-0001-rvt.dwg  
 Received 25/02/2022  
 Ground, 7th and 8th Floor plans  
 Received 25/02/2022  
 1st to 6th Floor plans  
 Received 07/03/2022

**EB7 Ltd**

Site Photographs  
 Ordnance Survey

**NORTH**



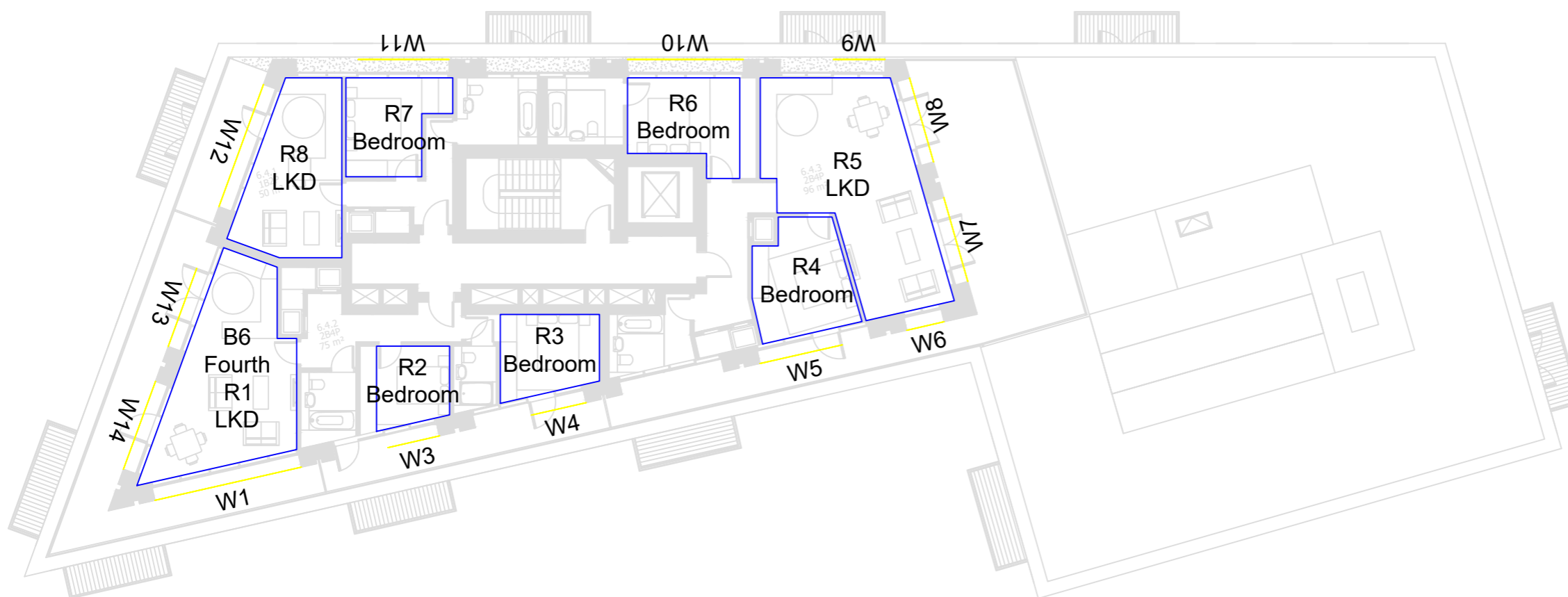
Project The Stag Brewery  
 London  
 SW14 7ET

Title Block 6  
 Fourth Floor  
 Room Layout

Drawn AD Checked --

Date 08/03/2022 Project 2201

Rel no. 18 Prefix ID01 Page no. 24



Sources of information

**APR SERVICES**

Topographical Survey.pdf  
 Received 22/09/16

**CLOUD 10**

Stag Brewery East end 15-09-16.dwg  
 Received 16/09/16  
 11263\_Stag Brewery\_MASTER.dwg  
 Received 19/09/16  
 Stag Brewery West end 22-09-16 Pt1.dwg  
 Received 22/09/16  
 Stag Brewery West end 23-09-16.dwg  
 Received 23/09/16  
 The Ship PH.dwg  
 Received 28/09/16  
 Jolly Gardeners.dwg  
 Received 11/10/16

**SQUIRE & PARTNERS**

18125-SQP-ZZ-M3-A-0001.dwg  
 Received 06/01/2022

Floor plans  
 Received 10/01/2022

18125-SQP-B10-ZZ-M3-A-0001.dwg  
 Received 14/02/2022

Floor plans  
 Received 14/02/2022

18125-SQP-B02-ZZ-M3-A-0001-rvt.dwg  
 Received 25/02/2022

Ground, 7th and 8th Floor plans  
 Received 25/02/2022

1st to 6th Floor plans  
 Received 07/03/2022

**EB7 Ltd**

Site Photographs  
 Ordnance Survey

**NORTH**



Project The Stag Brewery  
 London  
 SW14 7ET

Title Block 7  
 Ground Floor  
 Room Layout

Drawn AD Checked --

Date 08/03/2022 Project 2201

Rel no. 18 Prefix ID01 Page no. 25



Sources of information

**APR SERVICES**

Topographical Survey.pdf  
 Received 22/09/16

**CLOUD 10**

Stag Brewery East end 15-09-16.dwg  
 Received 16/09/16  
 11263\_Stag Brewery\_MASTER.dwg  
 Received 19/09/16  
 Stag Brewery West end 22-09-16 Pt1.dwg  
 Received 22/09/16  
 Stag Brewery West end 23-09-16.dwg  
 Received 23/09/16  
 The Ship PH.dwg  
 Received 28/09/16  
 Jolly Gardeners.dwg  
 Received 11/10/16

**SQUIRE & PARTNERS**

18125-SQP-ZZ-ZZ-M3-A-0001.dwg  
 Received 06/01/2022  
 Floor plans  
 Received 10/01/2022

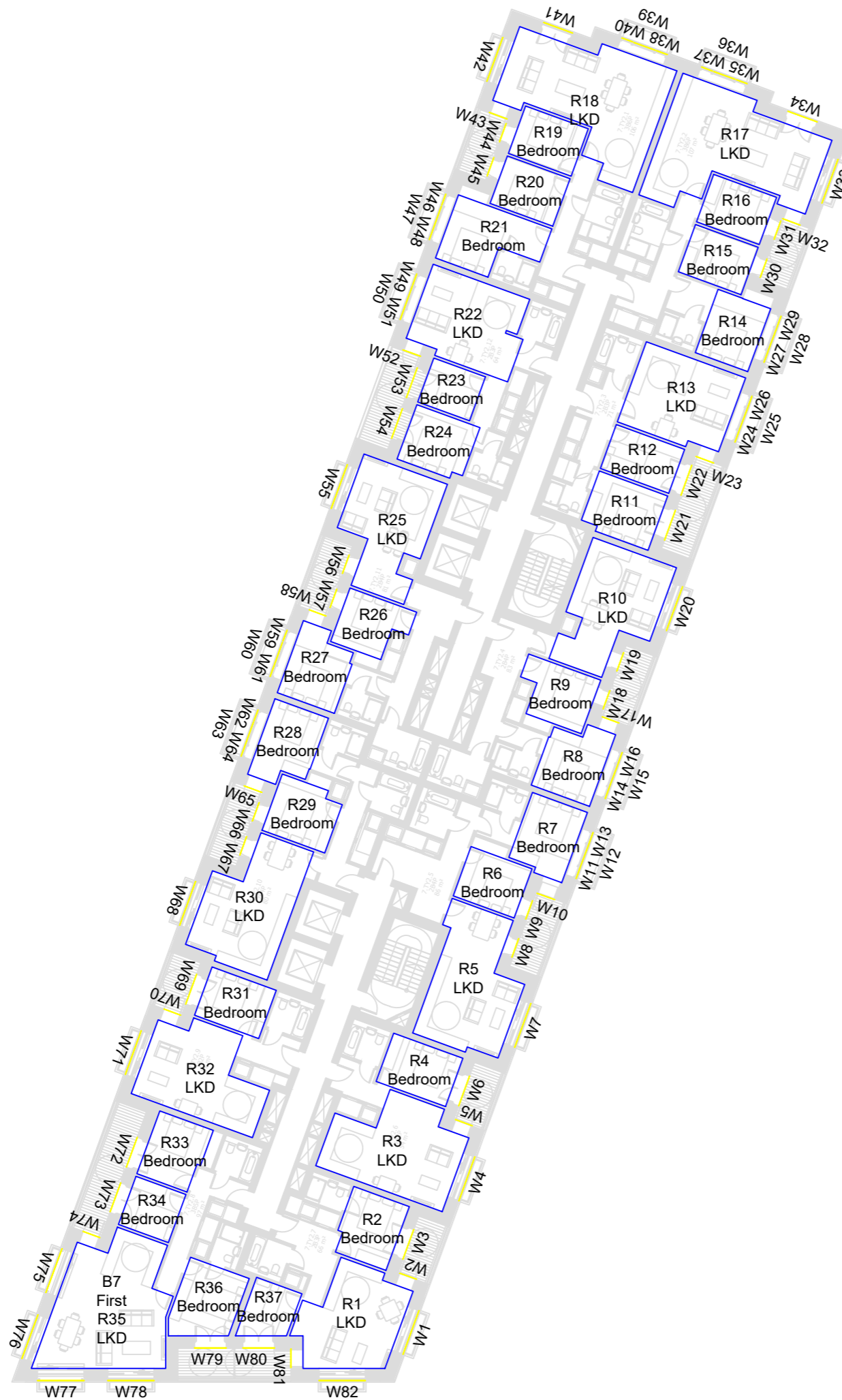
18125-SQP-B10-ZZ-M3-A-0001.dwg  
 Received 14/02/2022  
 Floor plans  
 Received 14/02/2022

18125-SQP-B02-ZZ-M3-A-0001-rvt.dwg  
 Received 25/02/2022  
 Ground, 7th and 8th Floor plans  
 Received 25/02/2022  
 1st to 6th Floor plans  
 Received 07/03/2022

**EB7 Ltd**

Site Photographs  
 Ordnance Survey

NORTH



Project The Stag Brewery  
 London  
 SW14 7ET

Title Block 7  
 First  
 Room Layout

Drawn AD Checked --

Date 08/03/2022 Project 2201

Rel no. 18 Prefix ID01 Page no. 26

Sources of information

**APR SERVICES**

Topographical Survey.pdf  
 Received 22/09/16

**CLOUD 10**

Stag Brewery East end 15-09-16.dwg  
 Received 16/09/16  
 11263\_Stag Brewery\_MASTER.dwg  
 Received 19/09/16  
 Stag Brewery West end 22-09-16 Pt1.dwg  
 Received 22/09/16  
 Stag Brewery West end 23-09-16.dwg  
 Received 23/09/16  
 The Ship PH.dwg  
 Received 28/09/16  
 Jolly Gardeners.dwg  
 Received 11/10/16

**SQUIRE & PARTNERS**

18125-SQP-ZZ-ZZ-M3-A-0001.dwg  
 Received 06/01/2022  
 Floor plans  
 Received 10/01/2022

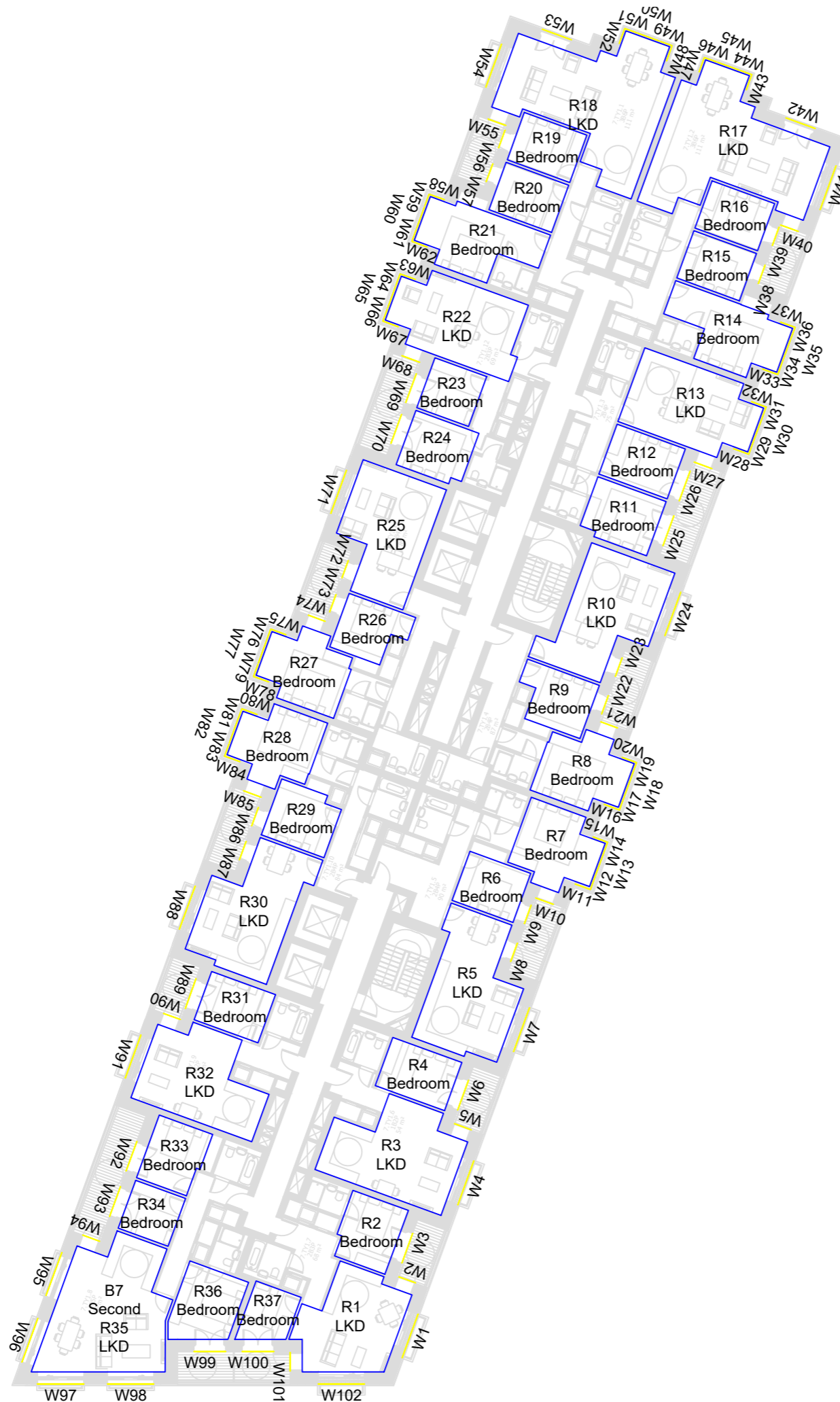
18125-SQP-B10-ZZ-M3-A-0001.dwg  
 Received 14/02/2022  
 Floor plans  
 Received 14/02/2022

18125-SQP-B02-ZZ-M3-A-0001-rvt.dwg  
 Received 25/02/2022  
 Ground, 7th and 8th Floor plans  
 Received 25/02/2022  
 1st to 6th Floor plans  
 Received 07/03/2022

**EB7 Ltd**

Site Photographs  
 Ordnance Survey

NORTH



Project The Stag Brewery  
 London  
 SW14 7ET

Title Block 7  
 Second to Fifth Floor  
 Room Layout

Drawn AD Checked --

Date 08/03/2022 Project 2201

Rel no. 18 Prefix ID01 Page no. 27

Sources of information

**APR SERVICES**

Topographical Survey.pdf  
 Received 22/09/16

**CLOUD 10**

Stag Brewery East end 15-09-16.dwg  
 Received 16/09/16  
 11263\_Stag Brewery\_MASTER.dwg  
 Received 19/09/16  
 Stag Brewery West end 22-09-16 Pt1.dwg  
 Received 22/09/16  
 Stag Brewery West end 23-09-16.dwg  
 Received 23/09/16  
 The Ship PH.dwg  
 Received 28/09/16  
 Jolly Gardeners.dwg  
 Received 11/10/16

**SQUIRE & PARTNERS**

18125-SQP-ZZ-ZZ-M3-A-0001.dwg  
 Received 06/01/2022  
 Floor plans  
 Received 10/01/2022

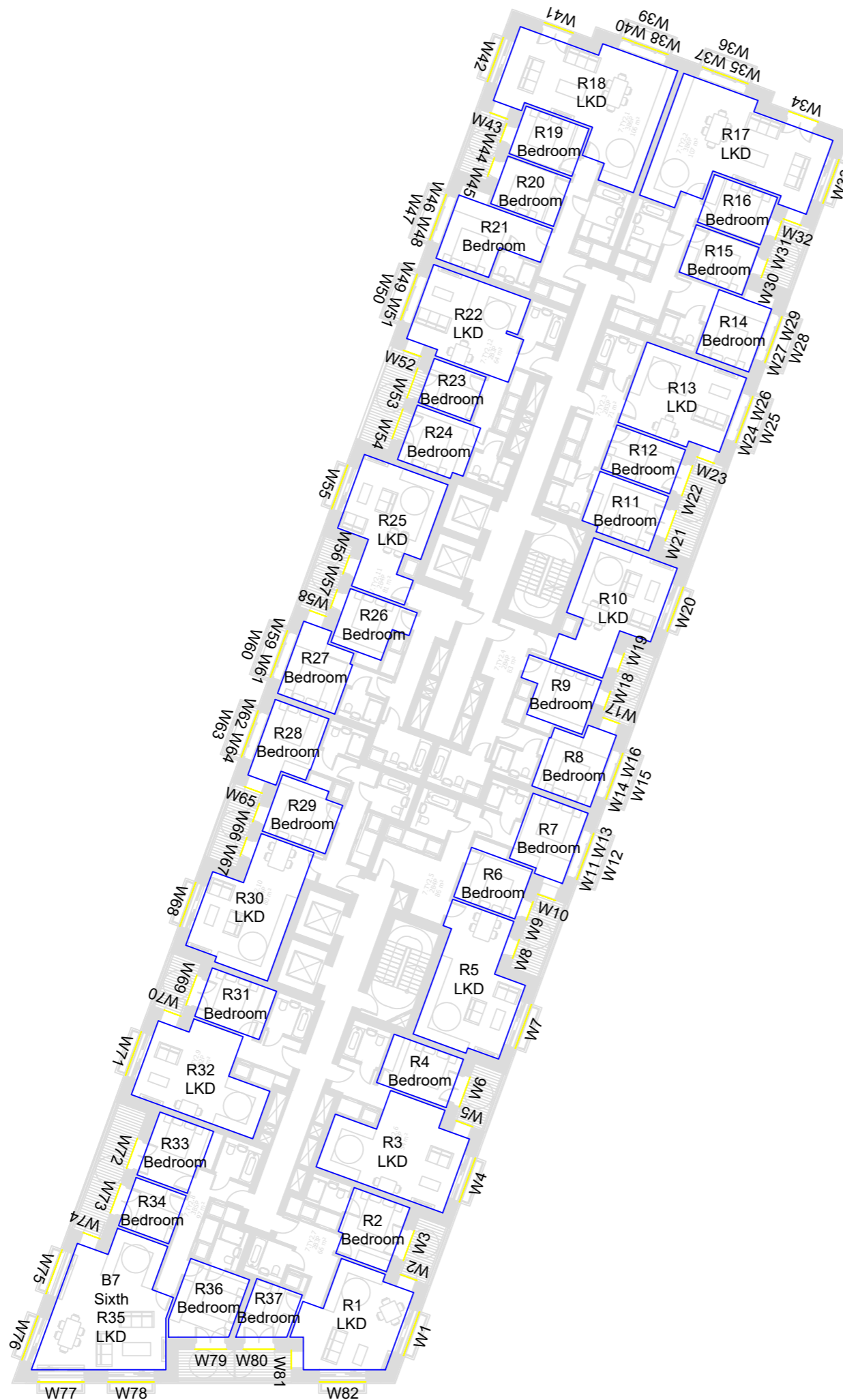
18125-SQP-B10-ZZ-M3-A-0001.dwg  
 Received 14/02/2022  
 Floor plans  
 Received 14/02/2022

18125-SQP-B02-ZZ-M3-A-0001-rvt.dwg  
 Received 25/02/2022  
 Ground, 7th and 8th Floor plans  
 Received 25/02/2022  
 1st to 6th Floor plans  
 Received 07/03/2022

**EB7 Ltd**

Site Photographs  
 Ordnance Survey

NORTH



Project The Stag Brewery  
 London  
 SW14 7ET

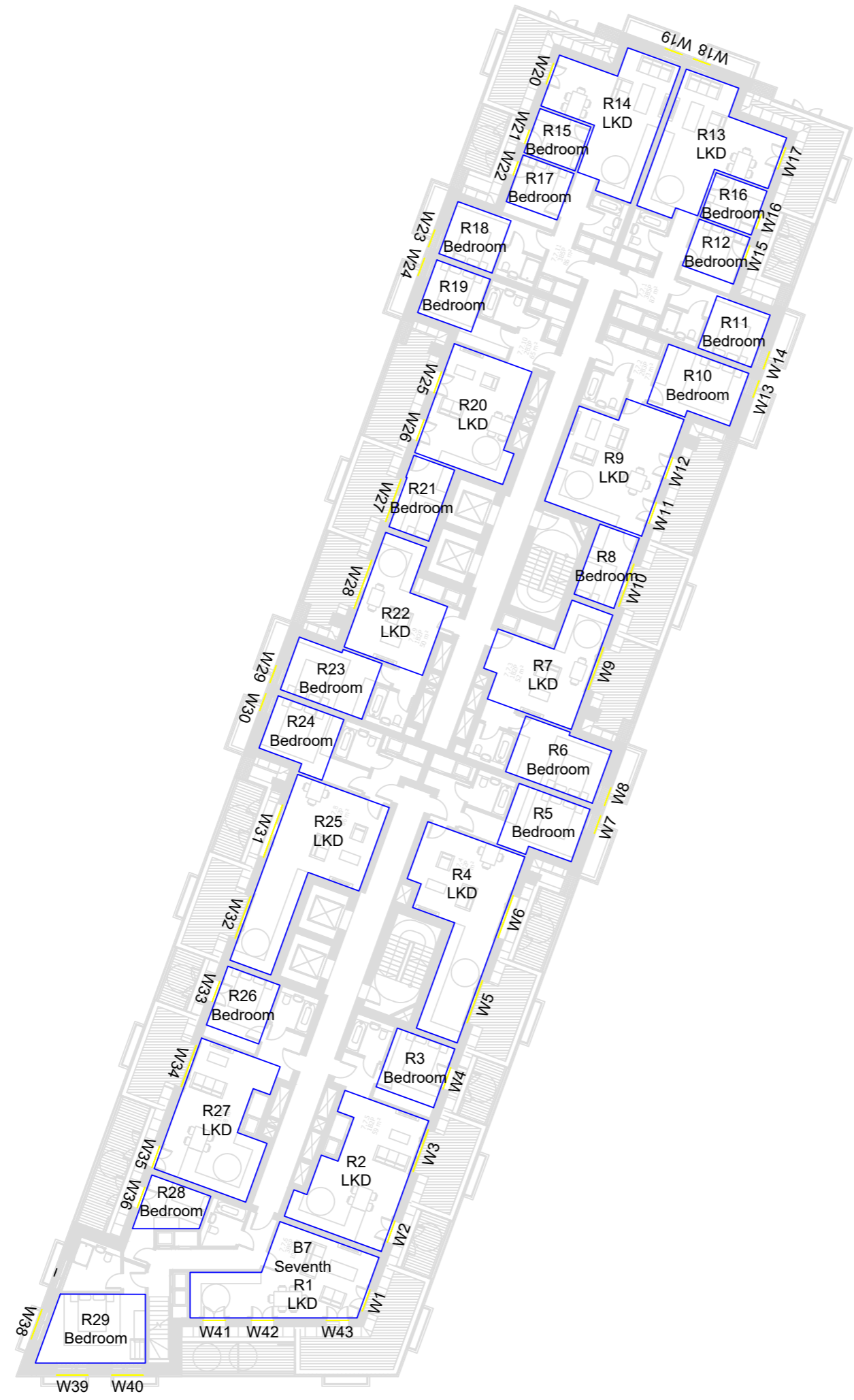
Title Block 7  
 Sixth Floor  
 Room Layout

Drawn AD Checked --

Date 08/03/2022 Project 2201

Rel no. 18 Prefix ID01 Page no. 28





Sources of information

**APR SERVICES**  
 Topographical Survey.pdf  
 Received 22/09/16

**CLOUD 10**  
 Stag Brewery East end 15-09-16.dwg  
 Received 16/09/16  
 11263\_Stag Brewery\_MASTER.dwg  
 Received 19/09/16  
 Stag Brewery West end 22-09-16 Pt1.dwg  
 Received 22/09/16  
 Stag Brewery West end 23-09-16.dwg  
 Received 23/09/16  
 The Ship PH.dwg  
 Received 28/09/16  
 Jolly Gardeners.dwg  
 Received 11/10/16

**SQUIRE & PARTNERS**  
 18125-SQP-ZZ-ZZ-M3-A-0001.dwg  
 Received 06/01/2022  
 Floor plans  
 Received 10/01/2022

18125-SQP-B10-ZZ-M3-A-0001.dwg  
 Received 14/02/2022  
 Floor plans  
 Received 14/02/2022

18125-SQP-B02-ZZ-M3-A-0001-rvt.dwg  
 Received 25/02/2022  
 Ground, 7th and 8th Floor plans  
 Received 25/02/2022  
 1st to 6th Floor plans  
 Received 07/03/2022

**EB7 Ltd**  
 Site Photographs  
 Ordnance Survey



Project The Stag Brewery  
 London  
 SW14 7ET

Title Block 7  
 Seventh Floor  
 Room Layout

Drawn AD Checked --

Date 08/03/2022 Project 2201

Rel no. 18 Prefix ID01 Page no. 29

Sources of information

**APR SERVICES**

Topographical Survey.pdf  
Received 22/09/16

**CLOUD 10**

Stag Brewery East end 15-09-16.dwg  
Received 16/09/16  
11263\_Stag Brewery\_MASTER.dwg  
Received 19/09/16  
Stag Brewery West end 22-09-16 Pt1.dwg  
Received 22/09/16  
Stag Brewery West end 23-09-16.dwg  
Received 23/09/16  
The Ship PH.dwg  
Received 28/09/16  
Jolly Gardeners.dwg  
Received 11/10/16

**SQUIRE & PARTNERS**

18125-SQP-ZZ-M3-A-0001.dwg  
Received 06/01/2022

Floor plans  
Received 10/01/2022

18125-SQP-B10-ZZ-M3-A-0001.dwg  
Received 14/02/2022

Floor plans  
Received 14/02/2022

18125-SQP-B02-ZZ-M3-A-0001-rvt.dwg  
Received 25/02/2022

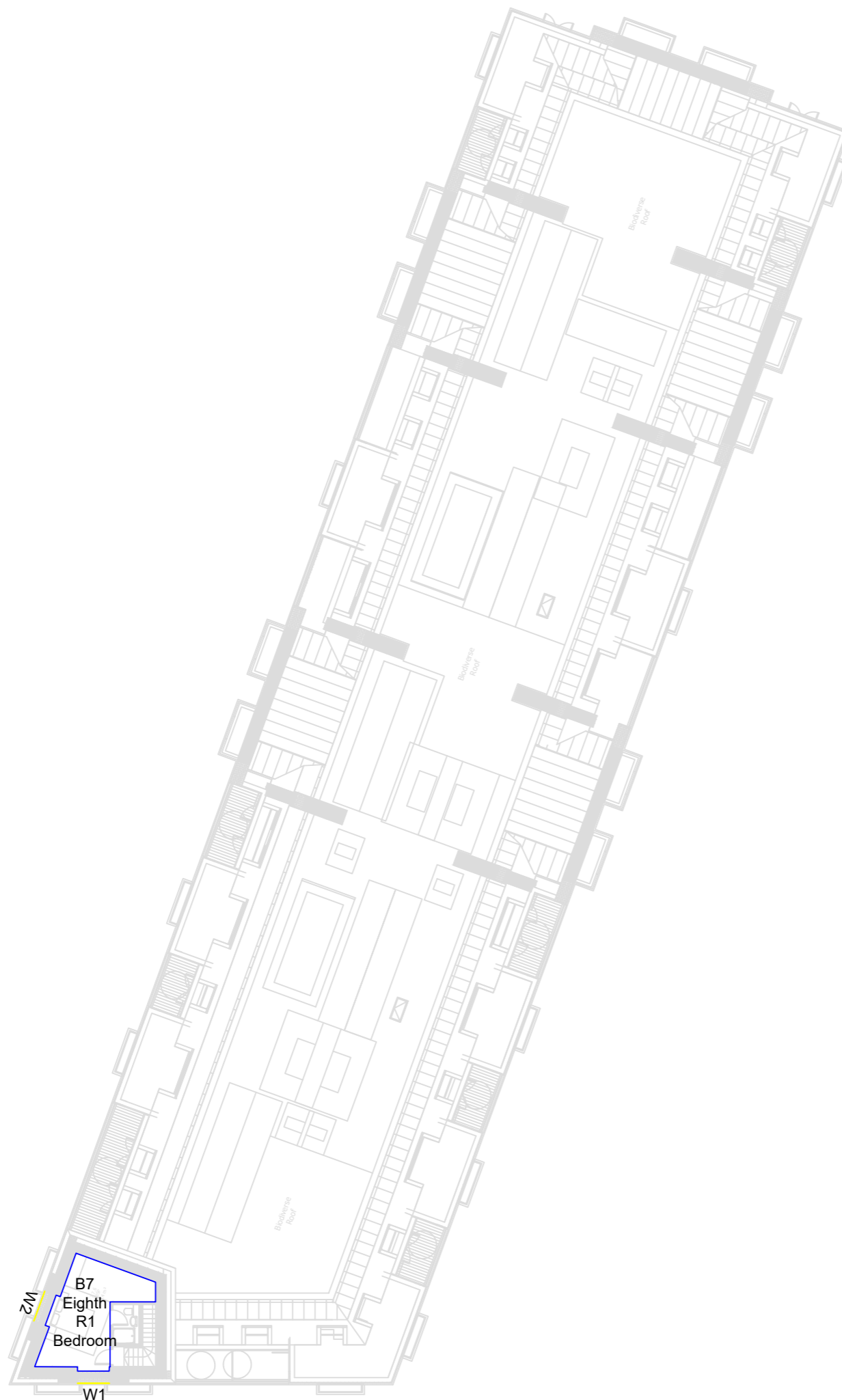
Ground, 7th and 8th Floor plans  
Received 25/02/2022

1st to 6th Floor plans  
Received 07/03/2022

**EB7 Ltd**

Site Photographs  
Ordnance Survey

**NORTH**



Project The Stag Brewery  
London  
SW14 7ET

Title Block 7  
Eighth Floor  
Room Layout

Drawn AD Checked --

Date 08/03/2022 Project 2201

Rel no. 18 Prefix ID01 Page no. 30



Sources of information

**APR SERVICES**

Topographical Survey.pdf  
 Received 22/09/16

**CLOUD 10**

Stag Brewery East end 15-09-16.dwg  
 Received 16/09/16  
 11263\_Stag Brewery\_MASTER.dwg  
 Received 19/09/16  
 Stag Brewery West end 22-09-16 Pt1.dwg  
 Received 22/09/16  
 Stag Brewery West end 23-09-16.dwg  
 Received 23/09/16  
 The Ship PH.dwg  
 Received 28/09/16  
 Jolly Gardeners.dwg  
 Received 11/10/16

**SQUIRE & PARTNERS**

18125-SQP-ZZ-ZZ-M3-A-0001.dwg  
 Received 06/01/2022

Floor plans  
 Received 10/01/2022

18125-SQP-B10-ZZ-M3-A-0001.dwg  
 Received 14/02/2022

Floor plans  
 Received 14/02/2022

18125-SQP-B02-ZZ-M3-A-0001-rvt.dwg  
 Received 25/02/2022

Ground, 7th and 8th Floor plans  
 Received 25/02/2022

1st to 6th Floor plans  
 Received 07/03/2022

**EB7 Ltd**

Site Photographs  
 Ordnance Survey

**NORTH**



Project The Stag Brewery  
 London  
 SW14 7ET

Title Block 8  
 Ground Floor  
 Room Layout

Drawn AD Checked --

Date 08/03/2022 Project 2201

Rel no. 18 Prefix ID01 Page no. 31



Sources of information

**APR SERVICES**  
 Topographical Survey.pdf  
 Received 22/09/16

**CLOUD 10**  
 Stag Brewery East end 15-09-16.dwg  
 Received 16/09/16  
 11263\_Stag Brewery\_MASTER.dwg  
 Received 19/09/16  
 Stag Brewery West end 22-09-16 Pt1.dwg  
 Received 22/09/16  
 Stag Brewery West end 23-09-16.dwg  
 Received 23/09/16  
 The Ship PH.dwg  
 Received 28/09/16  
 Jolly Gardeners.dwg  
 Received 11/10/16

**SQUIRE & PARTNERS**  
 18125-SQP-ZZ-ZZ-M3-A-0001.dwg  
 Received 06/01/2022  
 Floor plans  
 Received 10/01/2022

18125-SQP-B10-ZZ-M3-A-0001.dwg  
 Received 14/02/2022  
 Floor plans  
 Received 14/02/2022

18125-SQP-B02-ZZ-M3-A-0001-rvt.dwg  
 Received 25/02/2022  
 Ground, 7th and 8th Floor plans  
 Received 25/02/2022  
 1st to 6th Floor plans  
 Received 07/03/2022

**EB7 Ltd**  
 Site Photographs  
 Ordnance Survey



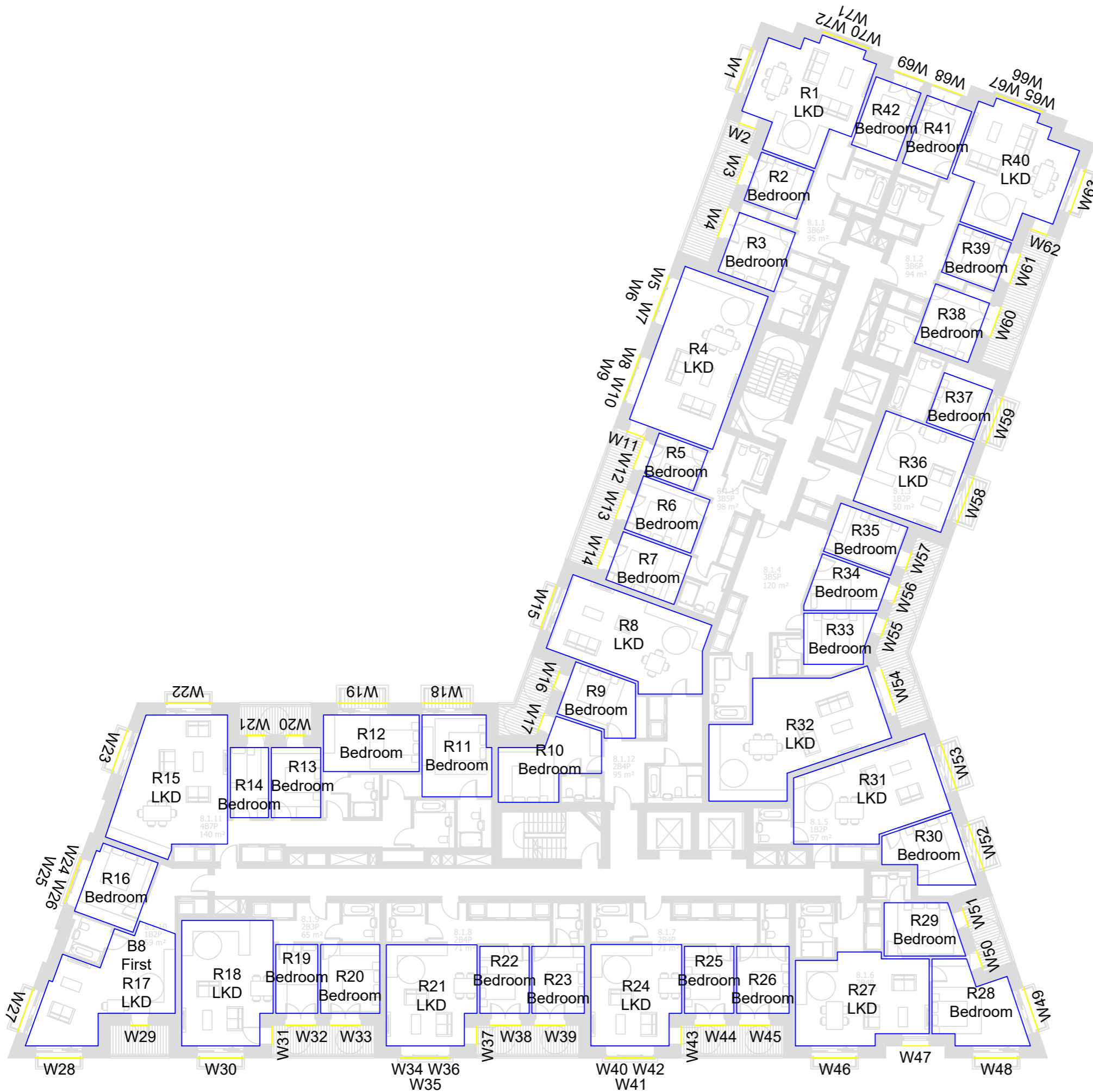
Project The Stag Brewery  
 London  
 SW14 7ET

Title Block 8  
 First Floor  
 Room Layout

Drawn AD Checked --

Date 08/03/2022 Project 2201

Rel no. 18 Prefix ID01 Page no. 32



Sources of information

**APR SERVICES**  
 Topographical Survey.pdf  
 Received 22/09/16

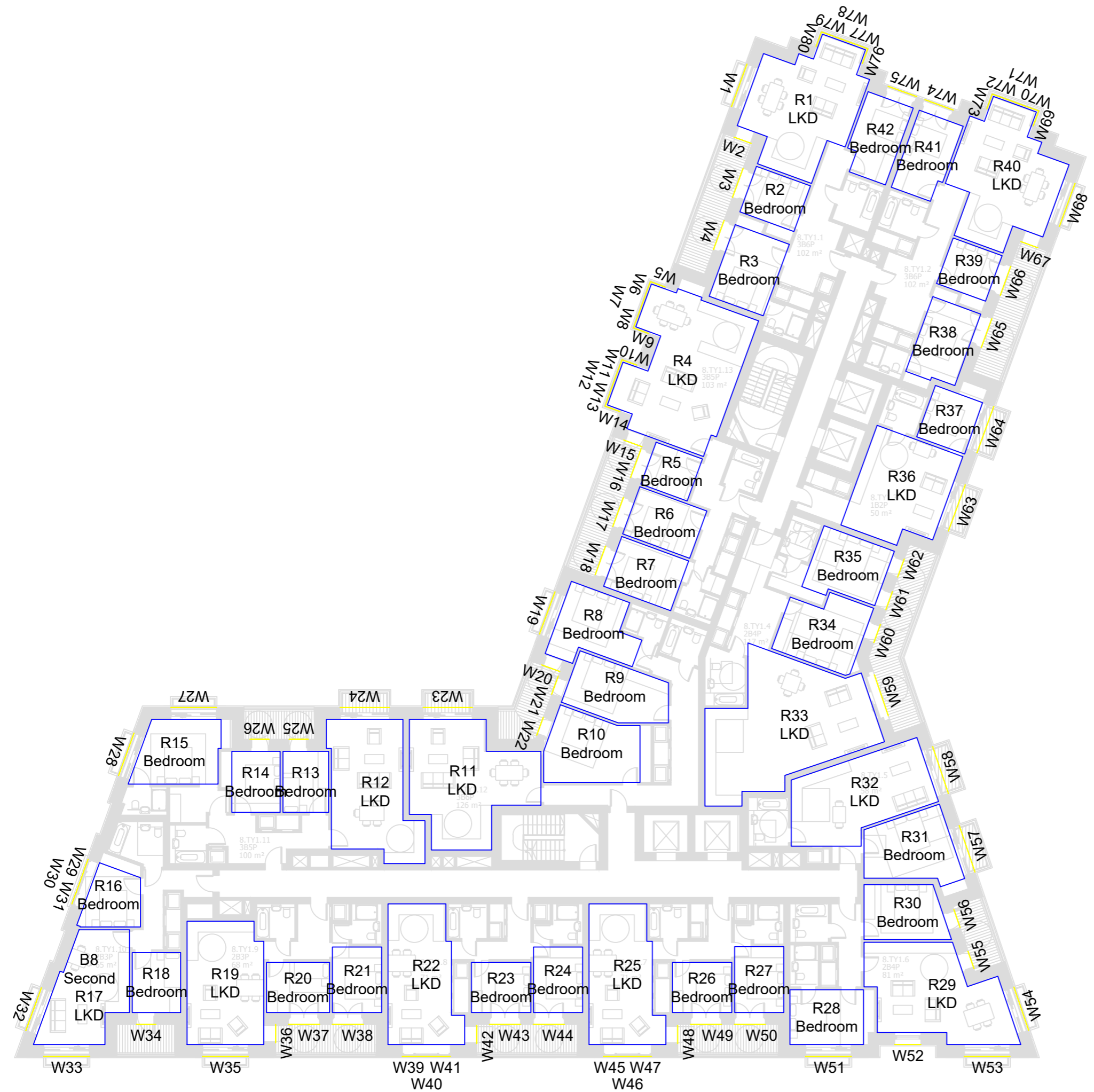
**CLOUD 10**  
 Stag Brewery East end 15-09-16.dwg  
 Received 16/09/16  
 11263\_Stag Brewery\_MASTER.dwg  
 Received 19/09/16  
 Stag Brewery West end 22-09-16 Pt1.dwg  
 Received 22/09/16  
 Stag Brewery West end 23-09-16.dwg  
 Received 23/09/16  
 The Ship PH.dwg  
 Received 28/09/16  
 Jolly Gardeners.dwg  
 Received 11/10/16

**SQUIRE & PARTNERS**  
 18125-SQP-ZZ-ZZ-M3-A-0001.dwg  
 Received 06/01/2022  
 Floor plans  
 Received 10/01/2022

18125-SQP-B10-ZZ-M3-A-0001.dwg  
 Received 14/02/2022  
 Floor plans  
 Received 14/02/2022

18125-SQP-B02-ZZ-M3-A-0001-rvt.dwg  
 Received 25/02/2022  
 Ground, 7th and 8th Floor plans  
 Received 25/02/2022  
 1st to 6th Floor plans  
 Received 07/03/2022

**EB7 Ltd**  
 Site Photographs  
 Ordnance Survey



Project The Stag Brewery  
 London  
 SW14 7ET

Title Block 8  
 Second Floor  
 Room Layout

Drawn AD Checked --

Date 08/03/2022 Project 2201

Rel no. 18 Prefix ID01 Page no. 33



Sources of information

**APR SERVICES**  
 Topographical Survey.pdf  
 Received 22/09/16

**CLOUD 10**  
 Stag Brewery East end 15-09-16.dwg  
 Received 16/09/16  
 11263\_Stag Brewery\_MASTER.dwg  
 Received 19/09/16  
 Stag Brewery West end 22-09-16 Pt1.dwg  
 Received 22/09/16  
 Stag Brewery West end 23-09-16.dwg  
 Received 23/09/16  
 The Ship PH.dwg  
 Received 28/09/16  
 Jolly Gardeners.dwg  
 Received 11/10/16

**SQUIRE & PARTNERS**  
 18125-SQP-ZZ-ZZ-M3-A-0001.dwg  
 Received 06/01/2022  
 Floor plans  
 Received 10/01/2022

18125-SQP-B10-ZZ-M3-A-0001.dwg  
 Received 14/02/2022  
 Floor plans  
 Received 14/02/2022

18125-SQP-B02-ZZ-M3-A-0001-rvt.dwg  
 Received 25/02/2022  
 Ground, 7th and 8th Floor plans  
 Received 25/02/2022  
 1st to 6th Floor plans  
 Received 07/03/2022

**EB7 Ltd**  
 Site Photographs  
 Ordnance Survey

NORTH



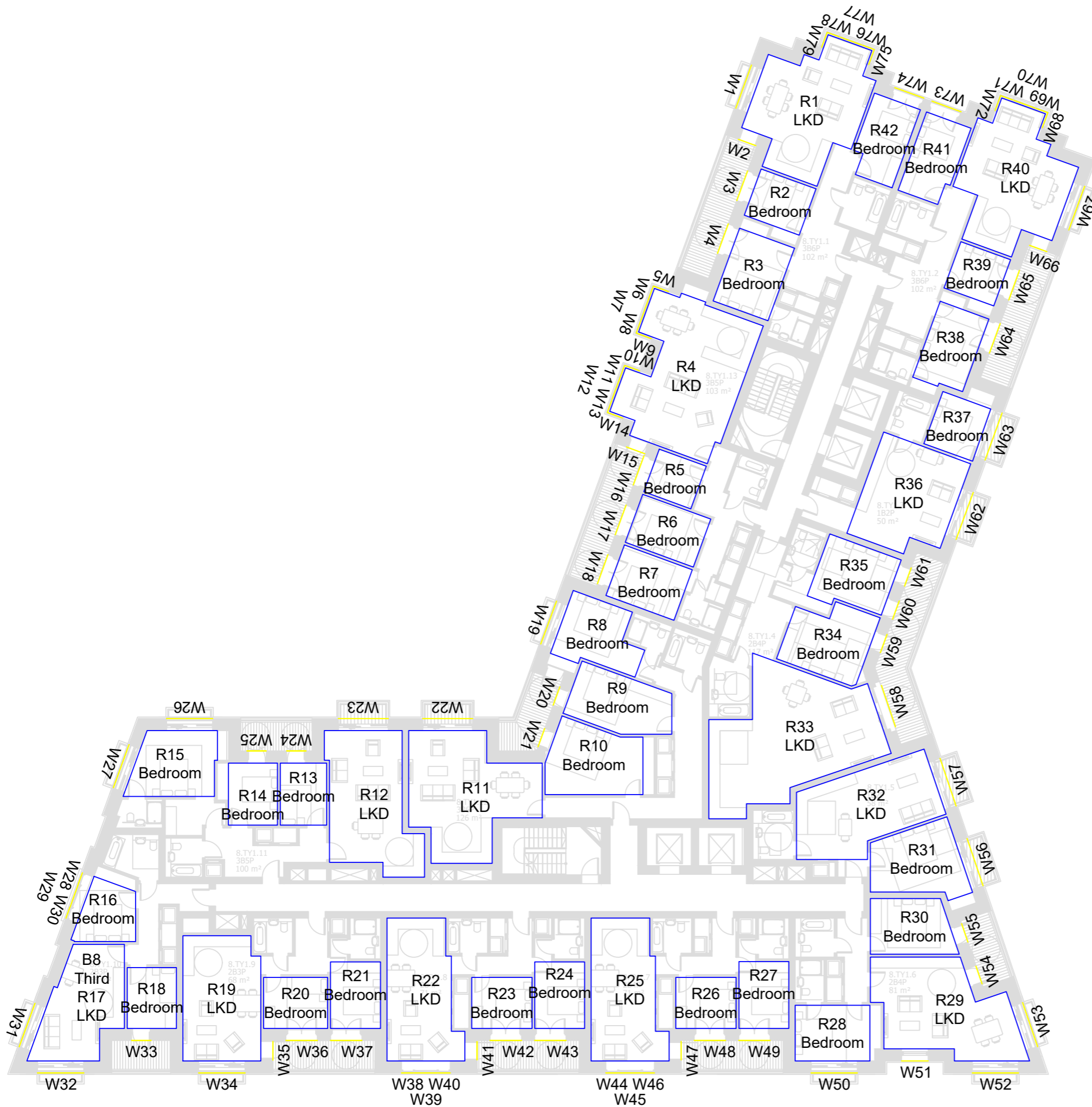
Project The Stag Brewery  
 London  
 SW14 7ET

Title Block 8  
 Third to Fifth Floor  
 Room Layout

Drawn AD Checked --

Date 08/03/2022 Project 2201

Rel no. 18 Prefix ID01 Page no. 34



Sources of information

**APR SERVICES**

Topographical Survey.pdf  
 Received 22/09/16

**CLOUD 10**

Stag Brewery East end 15-09-16.dwg  
 Received 16/09/16  
 11263\_Stag Brewery\_MASTER.dwg  
 Received 19/09/16  
 Stag Brewery West end 22-09-16 Pt1.dwg  
 Received 22/09/16  
 Stag Brewery West end 23-09-16.dwg  
 Received 23/09/16  
 The Ship PH.dwg  
 Received 28/09/16  
 Jolly Gardeners.dwg  
 Received 11/10/16

**SQUIRE & PARTNERS**

18125-SQP-ZZ-ZZ-M3-A-0001.dwg  
 Received 06/01/2022

Floor plans  
 Received 10/01/2022

18125-SQP-B10-ZZ-M3-A-0001.dwg  
 Received 14/02/2022

Floor plans  
 Received 14/02/2022

18125-SQP-B02-ZZ-M3-A-0001-rvt.dwg  
 Received 25/02/2022

Ground, 7th and 8th Floor plans  
 Received 25/02/2022

1st to 6th Floor plans  
 Received 07/03/2022

**EB7 Ltd**

Site Photographs  
 Ordnance Survey

NORTH



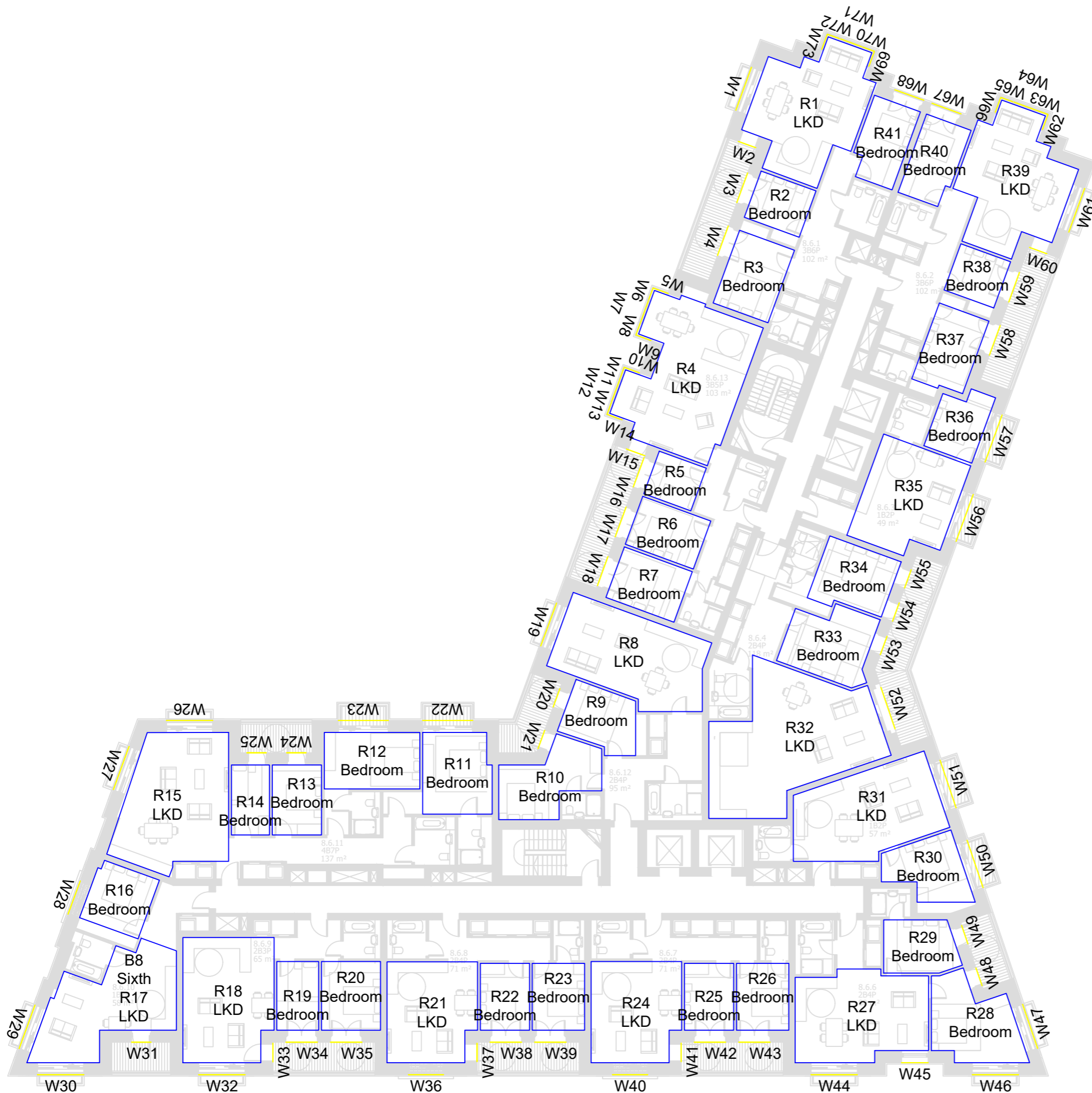
Project The Stag Brewery  
 London  
 SW14 7ET

Title Block 8  
 Sixth Floor  
 Room Layout

Drawn AD Checked --

Date 08/03/2022 Project 2201

Rel no. 18 Prefix ID01 Page no. 35





Sources of information

**APR SERVICES**

Topographical Survey.pdf  
 Received 22/09/16

**CLOUD 10**

Stag Brewery East end 15-09-16.dwg  
 Received 16/09/16  
 11263\_Stag Brewery\_MASTER.dwg  
 Received 19/09/16  
 Stag Brewery West end 22-09-16 Pt1.dwg  
 Received 22/09/16  
 Stag Brewery West end 23-09-16.dwg  
 Received 23/09/16  
 The Ship PH.dwg  
 Received 28/09/16  
 Jolly Gardeners.dwg  
 Received 11/10/16

**SQUIRE & PARTNERS**

18125-SQP-ZZ-ZZ-M3-A-0001.dwg  
 Received 06/01/2022

Floor plans  
 Received 10/01/2022

18125-SQP-B10-ZZ-M3-A-0001.dwg  
 Received 14/02/2022

Floor plans  
 Received 14/02/2022

18125-SQP-B02-ZZ-M3-A-0001-rvt.dwg  
 Received 25/02/2022

Ground, 7th and 8th Floor plans  
 Received 25/02/2022

1st to 6th Floor plans  
 Received 07/03/2022

**EB7 Ltd**

Site Photographs  
 Ordnance Survey

NORTH



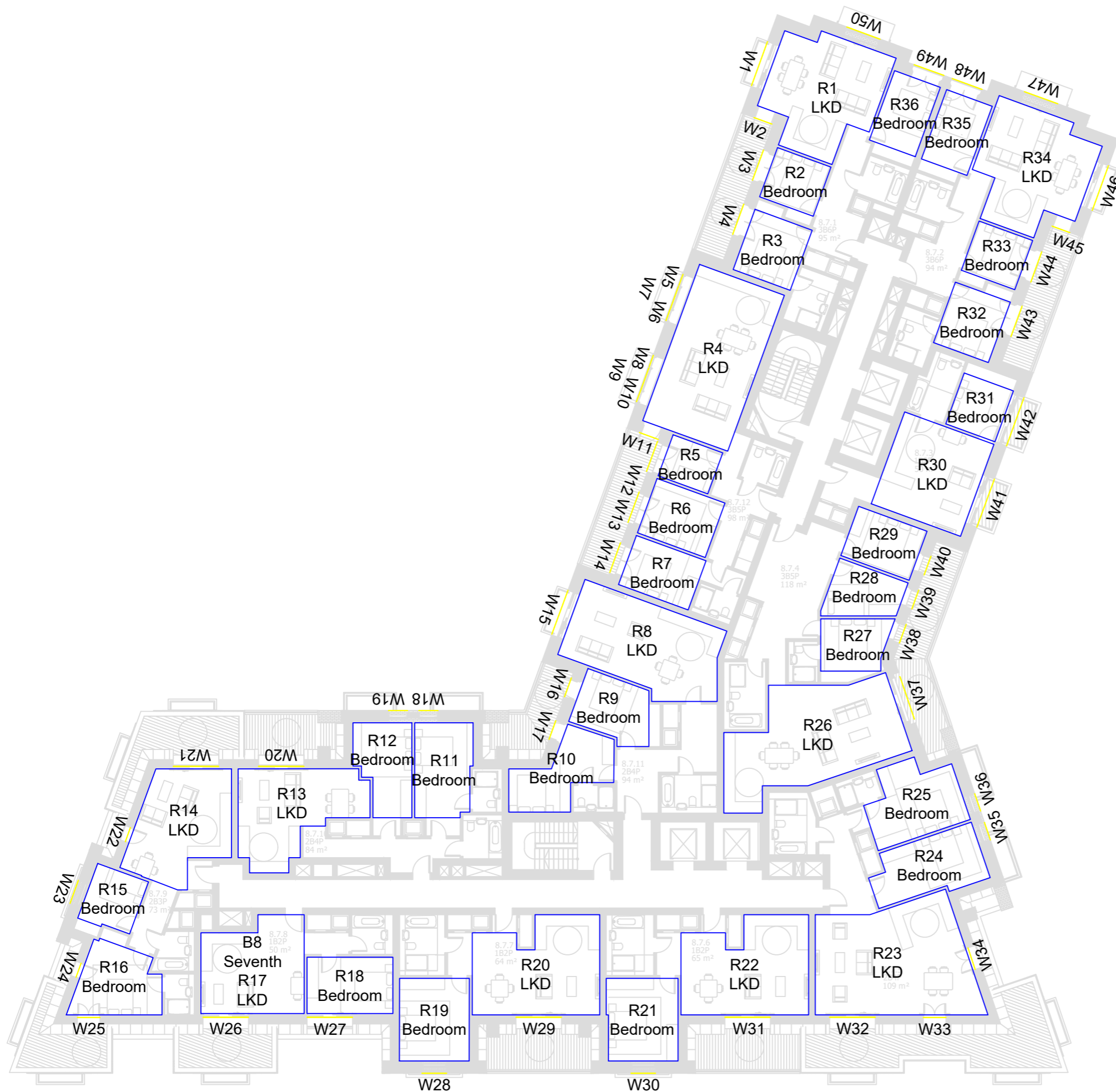
Project The Stag Brewery  
 London  
 SW14 7ET

Title Block 8  
 Seventh Floor  
 Room Layout

Drawn AD Checked --

Date 08/03/2022 Project 2201

Rel no. 18 Prefix ID01 Page no. 36



Sources of information

**APR SERVICES**

Topographical Survey.pdf  
 Received 22/09/16

**CLOUD 10**

Stag Brewery East end 15-09-16.dwg  
 Received 16/09/16  
 11263\_Stag Brewery\_MASTER.dwg  
 Received 19/09/16  
 Stag Brewery West end 22-09-16 Pt1.dwg  
 Received 22/09/16  
 Stag Brewery West end 23-09-16.dwg  
 Received 23/09/16  
 The Ship PH.dwg  
 Received 28/09/16  
 Jolly Gardeners.dwg  
 Received 11/10/16

**SQUIRE & PARTNERS**

18125-SQP-ZZ-ZZ-M3-A-0001.dwg  
 Received 06/01/2022

Floor plans  
 Received 10/01/2022

18125-SQP-B10-ZZ-M3-A-0001.dwg  
 Received 14/02/2022

Floor plans  
 Received 14/02/2022

18125-SQP-B02-ZZ-M3-A-0001-rvt.dwg  
 Received 25/02/2022

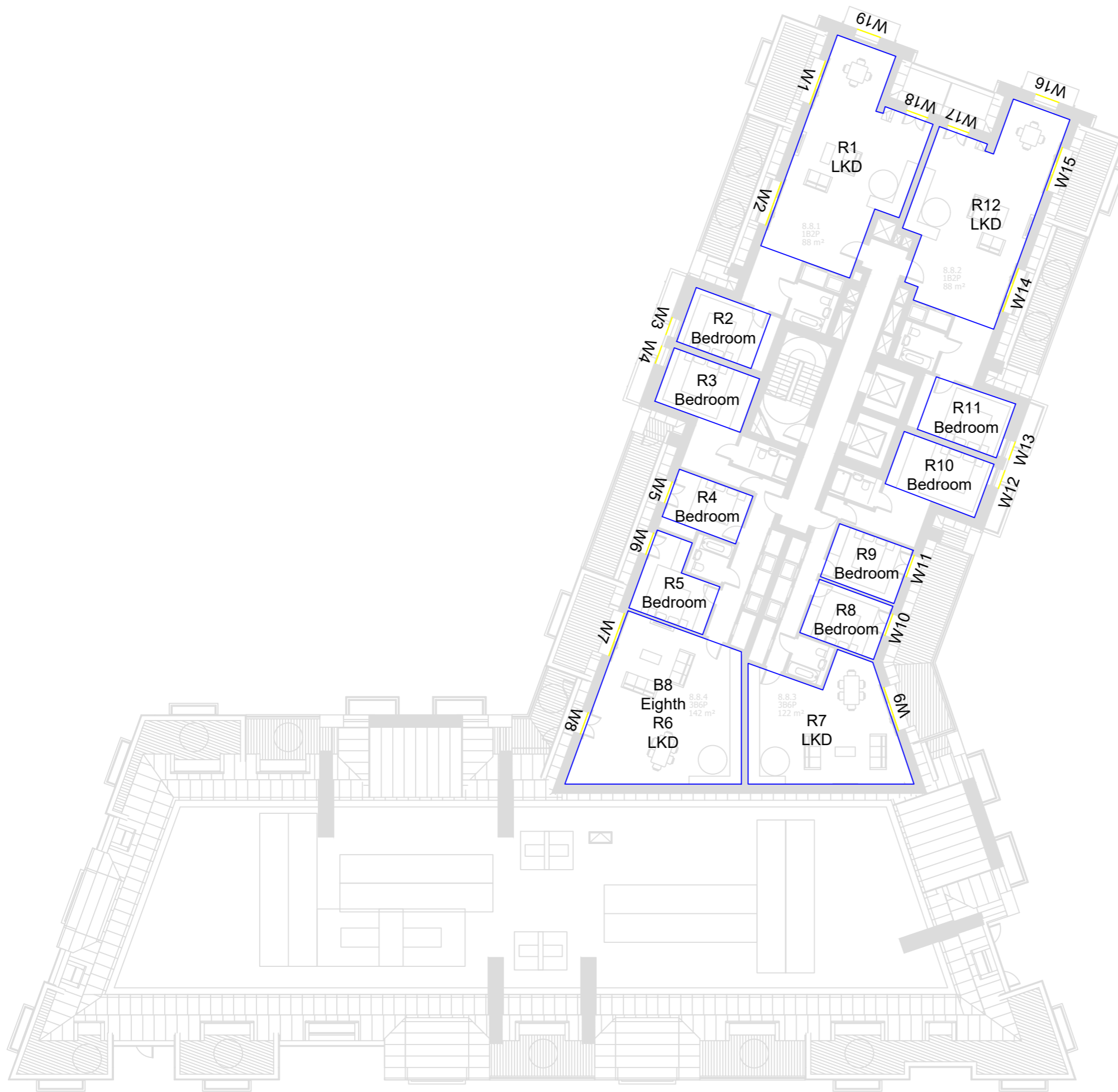
Ground, 7th and 8th Floor plans  
 Received 25/02/2022

1st to 6th Floor plans  
 Received 07/03/2022

**EB7 Ltd**

Site Photographs  
 Ordnance Survey

NORTH



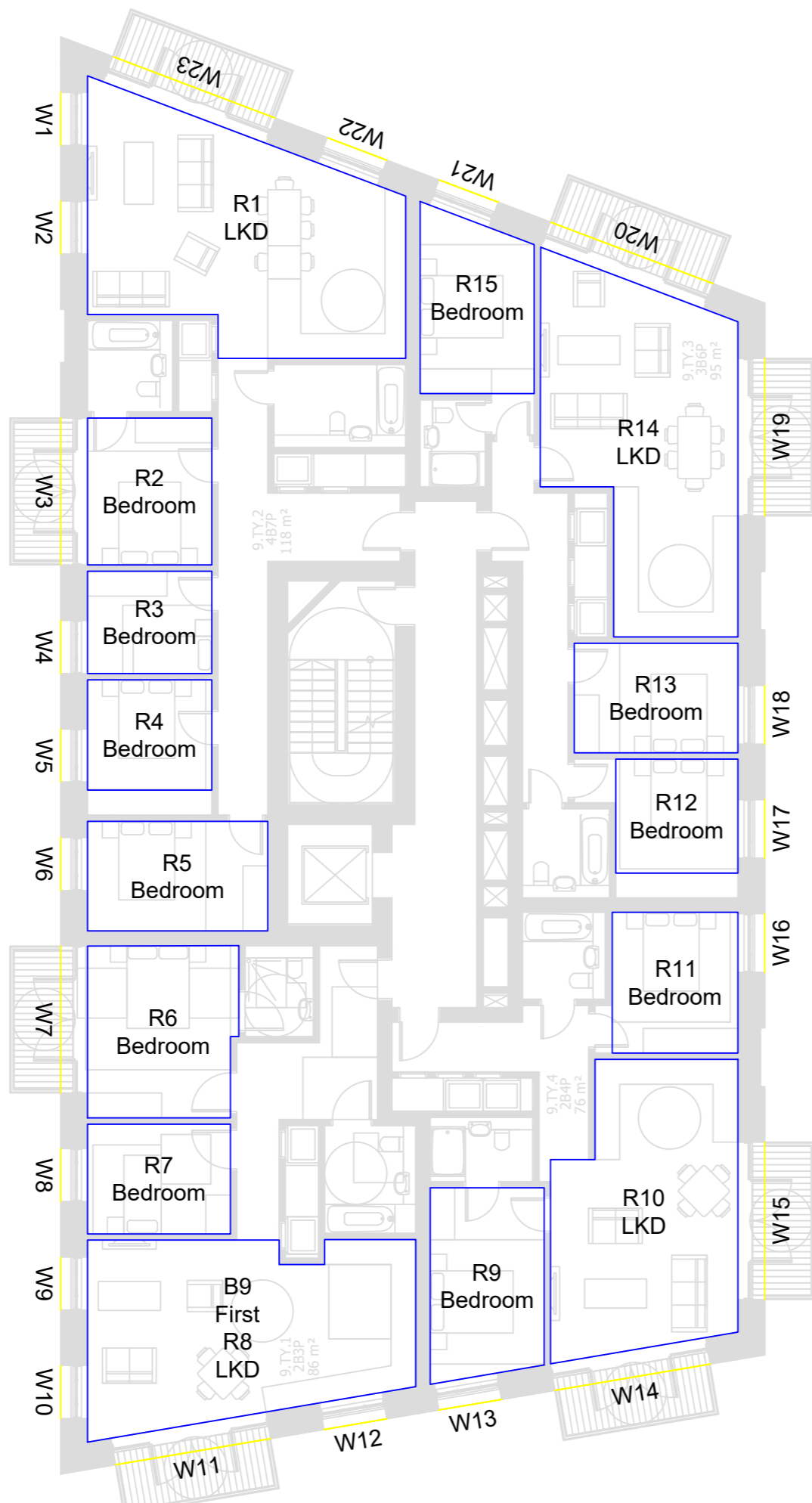
Project The Stag Brewery  
 London  
 SW14 7ET

Title Block 8  
 Eighth Floor  
 Room Layout

Drawn AD Checked --

Date 08/03/2022 Project 2201

Rel no. 18 Prefix ID01 Page no. 37



Sources of information

**APR SERVICES**

Topographical Survey.pdf  
 Received 22/09/16

**CLOUD 10**

Stag Brewery East end 15-09-16.dwg  
 Received 16/09/16  
 11263\_Stag Brewery\_MASTER.dwg  
 Received 19/09/16  
 Stag Brewery West end 22-09-16 Pt1.dwg  
 Received 22/09/16  
 Stag Brewery West end 23-09-16.dwg  
 Received 23/09/16  
 The Ship PH.dwg  
 Received 28/09/16  
 Jolly Gardeners.dwg  
 Received 11/10/16

**SQUIRE & PARTNERS**

18125-SQP-ZZ-ZZ-M3-A-0001.dwg  
 Received 06/01/2022

Floor plans  
 Received 10/01/2022

18125-SQP-B10-ZZ-M3-A-0001.dwg  
 Received 14/02/2022

Floor plans  
 Received 14/02/2022

18125-SQP-B02-ZZ-M3-A-0001-rvt.dwg  
 Received 25/02/2022

Ground, 7th and 8th Floor plans  
 Received 25/02/2022

1st to 6th Floor plans  
 Received 07/03/2022

**EB7 Ltd**

Site Photographs  
 Ordnance Survey

**NORTH**



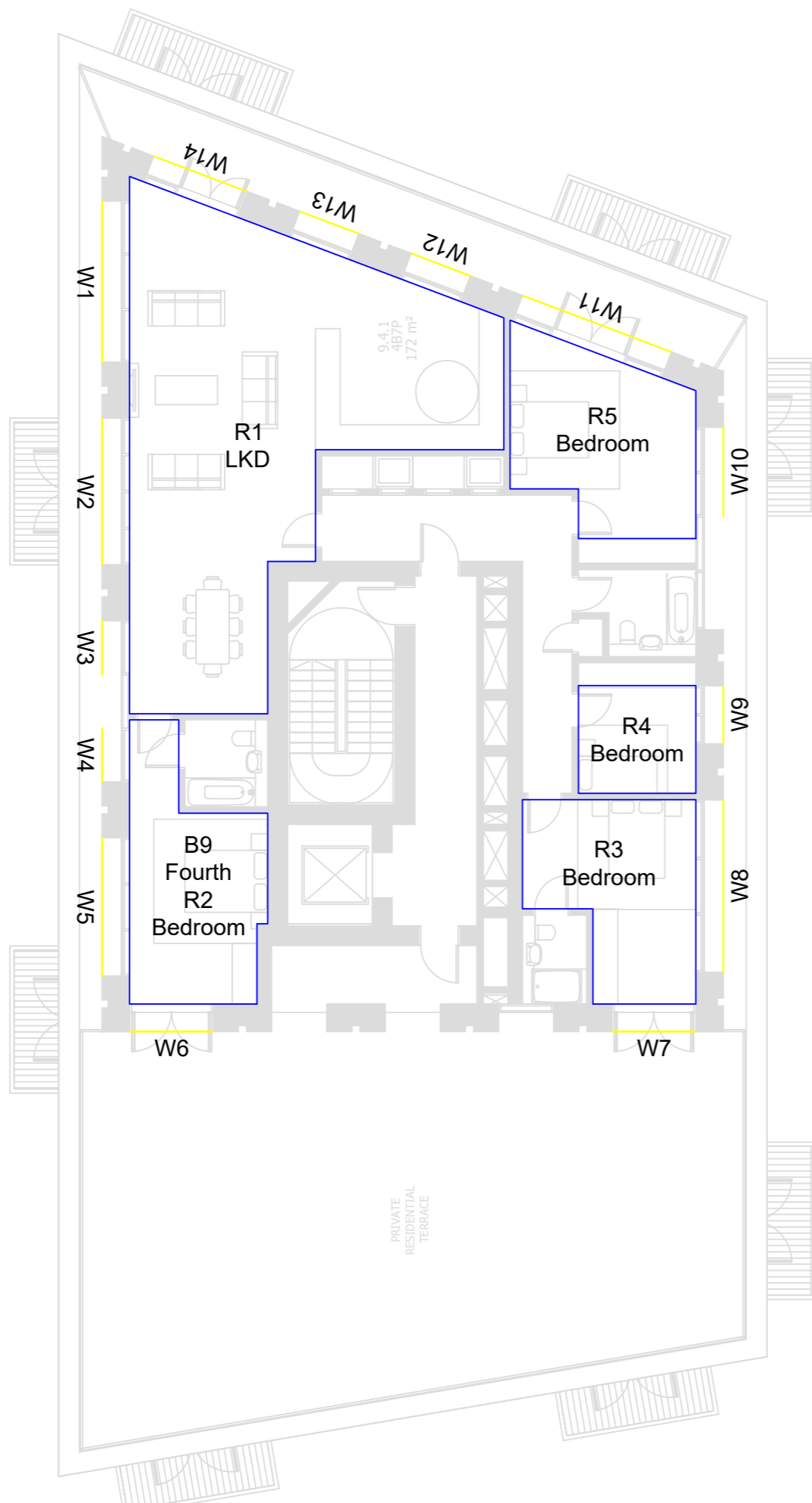
Project The Stag Brewery  
 London  
 SW14 7ET

Title Block 9  
 First to Third Floor  
 Room Layout

Drawn AD Checked --

Date 08/03/2022 Project 2201

Rel no. 18 Prefix ID01 Page no. 38



Sources of information

**APR SERVICES**

Topographical Survey.pdf  
 Received 22/09/16

**CLOUD 10**

Stag Brewery East end 15-09-16.dwg  
 Received 16/09/16  
 11263\_Stag Brewery\_MASTER.dwg  
 Received 19/09/16  
 Stag Brewery West end 22-09-16 Pt1.dwg  
 Received 22/09/16  
 Stag Brewery West end 23-09-16.dwg  
 Received 23/09/16  
 The Ship PH.dwg  
 Received 28/09/16  
 Jolly Gardeners.dwg  
 Received 11/10/16

**SQUIRE & PARTNERS**

18125-SQP-ZZ-ZZ-M3-A-0001.dwg  
 Received 06/01/2022

Floor plans  
 Received 10/01/2022

18125-SQP-B10-ZZ-M3-A-0001.dwg  
 Received 14/02/2022

Floor plans  
 Received 14/02/2022

18125-SQP-B02-ZZ-M3-A-0001-rvt.dwg  
 Received 25/02/2022

Ground, 7th and 8th Floor plans  
 Received 25/02/2022

1st to 6th Floor plans  
 Received 07/03/2022

**EB7 Ltd**

Site Photographs  
 Ordnance Survey

NORTH



Project The Stag Brewery  
 London  
 SW14 7ET

Title Block 9  
 Fourth Floor  
 Room Layout

Drawn AD Checked --

Date 08/03/2022 Project 2201

Rel no. 18 Prefix ID01 Page no. 39



Sources of information

**APR SERVICES**

Topographical Survey.pdf  
 Received 22/09/16

**CLOUD 10**

Stag Brewery East end 15-09-16.dwg  
 Received 16/09/16  
 11263\_Stag Brewery\_MASTER.dwg  
 Received 19/09/16  
 Stag Brewery West end 22-09-16 Pt1.dwg  
 Received 22/09/16  
 Stag Brewery West end 23-09-16.dwg  
 Received 23/09/16  
 The Ship PH.dwg  
 Received 28/09/16  
 Jolly Gardeners.dwg  
 Received 11/10/16

**SQUIRE & PARTNERS**

18125-SQP-ZZ-ZZ-M3-A-0001.dwg  
 Received 06/01/2022  
 Floor plans  
 Received 10/01/2022

18125-SQP-B10-ZZ-M3-A-0001.dwg  
 Received 14/02/2022  
 Floor plans  
 Received 14/02/2022

18125-SQP-B02-ZZ-M3-A-0001-rvt.dwg  
 Received 25/02/2022  
 Ground, 7th and 8th Floor plans  
 Received 25/02/2022  
 1st to 6th Floor plans  
 Received 07/03/2022

**EB7 Ltd**

Site Photographs  
 Ordnance Survey

NORTH



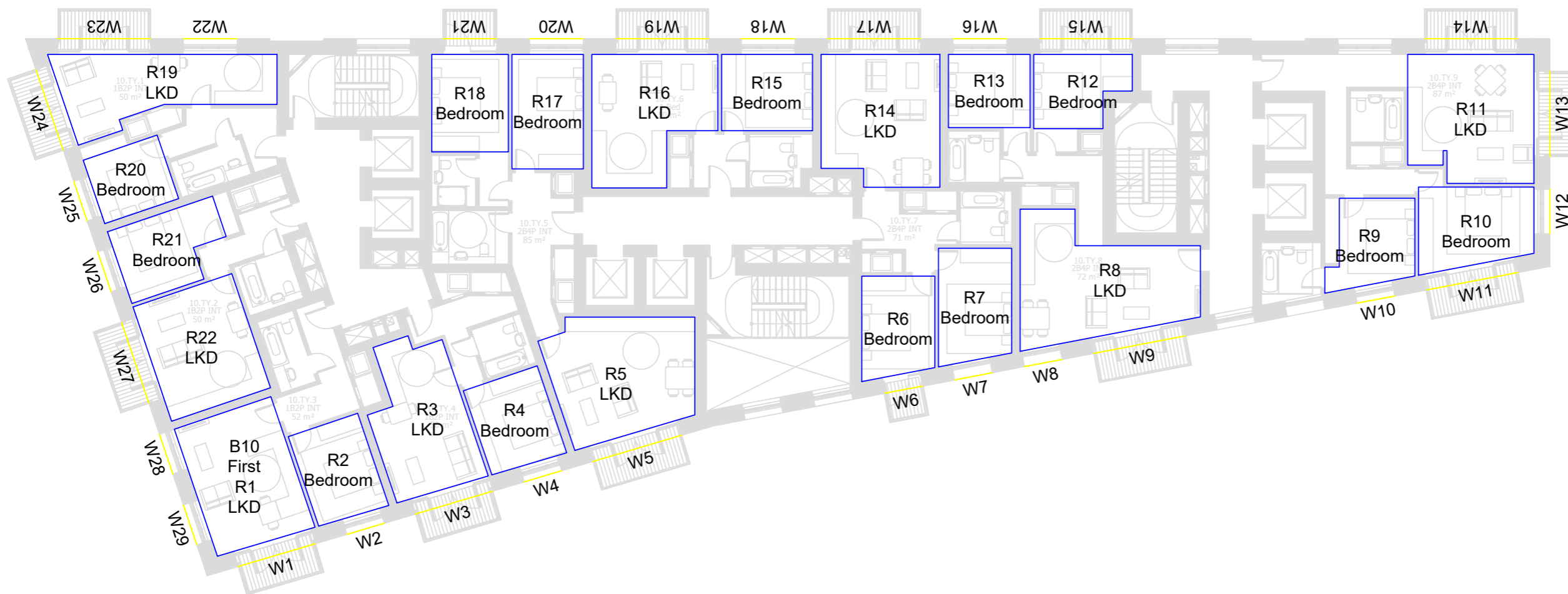
Project The Stag Brewery  
 London  
 SW14 7ET

Title Block 10  
 First Floor  
 Room Layout

Drawn AD Checked --

Date 08/03/2022 Project 2201

Rel no. 18 Prefix ID01 Page no. 40





Sources of information

**APR SERVICES**

Topographical Survey.pdf  
 Received 22/09/16

**CLOUD 10**

Stag Brewery East end 15-09-16.dwg  
 Received 16/09/16  
 11263\_Stag Brewery\_MASTER.dwg  
 Received 19/09/16  
 Stag Brewery West end 22-09-16 Pt1.dwg  
 Received 22/09/16  
 Stag Brewery West end 23-09-16.dwg  
 Received 23/09/16  
 The Ship PH.dwg  
 Received 28/09/16  
 Jolly Gardeners.dwg  
 Received 11/10/16

**SQUIRE & PARTNERS**

18125-SQP-ZZ-ZZ-M3-A-0001.dwg  
 Received 06/01/2022  
 Floor plans  
 Received 10/01/2022

18125-SQP-B10-ZZ-M3-A-0001.dwg  
 Received 14/02/2022  
 Floor plans  
 Received 14/02/2022

18125-SQP-B02-ZZ-M3-A-0001-rvt.dwg  
 Received 25/02/2022  
 Ground, 7th and 8th Floor plans  
 Received 25/02/2022  
 1st to 6th Floor plans  
 Received 07/03/2022

**EB7 Ltd**

Site Photographs  
 Ordnance Survey

NORTH



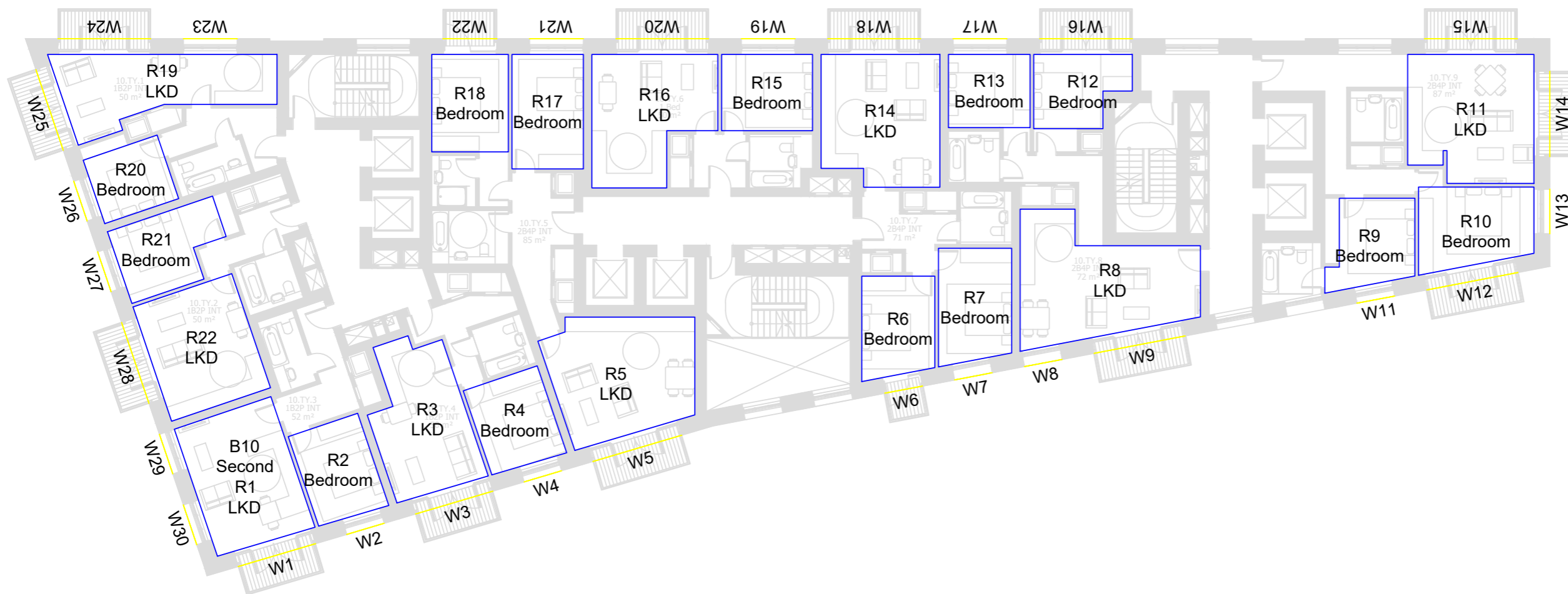
Project The Stag Brewery  
 London  
 SW14 7ET

Title Block 10  
 Second Floor  
 Room Layout

Drawn AD Checked --

Date 08/03/2022 Project 2201

Rel no. 18 Prefix ID01 Page no. 41



Sources of information

**APR SERVICES**

Topographical Survey.pdf  
 Received 22/09/16

**CLOUD 10**

Stag Brewery East end 15-09-16.dwg  
 Received 16/09/16  
 11263\_Stag Brewery\_MASTER.dwg  
 Received 19/09/16  
 Stag Brewery West end 22-09-16 Pt1.dwg  
 Received 22/09/16  
 Stag Brewery West end 23-09-16.dwg  
 Received 23/09/16  
 The Ship PH.dwg  
 Received 28/09/16  
 Jolly Gardeners.dwg  
 Received 11/10/16

**SQUIRE & PARTNERS**

18125-SQP-ZZ-ZZ-M3-A-0001.dwg  
 Received 06/01/2022  
 Floor plans  
 Received 10/01/2022

18125-SQP-B10-ZZ-M3-A-0001.dwg  
 Received 14/02/2022  
 Floor plans  
 Received 14/02/2022

18125-SQP-B02-ZZ-M3-A-0001-rvt.dwg  
 Received 25/02/2022  
 Ground, 7th and 8th Floor plans  
 Received 25/02/2022  
 1st to 6th Floor plans  
 Received 07/03/2022

**EB7 Ltd**

Site Photographs  
 Ordnance Survey

NORTH



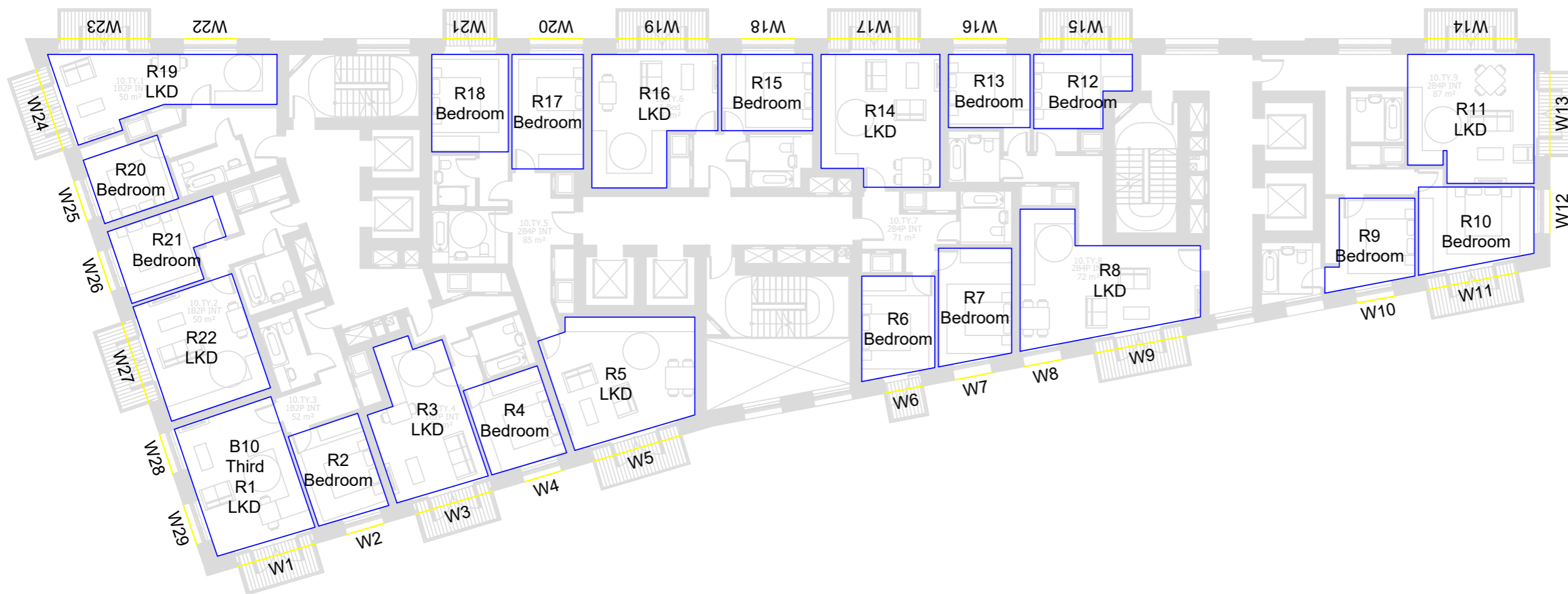
Project The Stag Brewery  
 London  
 SW14 7ET

Title Block 10  
 Third to Fifth Floor  
 Room Layout

Drawn AD Checked --

Date 08/03/2022 Project 2201

Rel no. 18 Prefix ID01 Page no. 42



Sources of information

**APR SERVICES**

Topographical Survey.pdf  
 Received 22/09/16

**CLOUD 10**

Stag Brewery East end 15-09-16.dwg  
 Received 16/09/16  
 11263\_Stag Brewery\_MASTER.dwg  
 Received 19/09/16  
 Stag Brewery West end 22-09-16 Pt1.dwg  
 Received 22/09/16  
 Stag Brewery West end 23-09-16.dwg  
 Received 23/09/16  
 The Ship PH.dwg  
 Received 28/09/16  
 Jolly Gardeners.dwg  
 Received 11/10/16

**SQUIRE & PARTNERS**

18125-SQP-ZZ-M3-A-0001.dwg  
 Received 06/01/2022  
 Floor plans  
 Received 10/01/2022

18125-SQP-B10-ZZ-M3-A-0001.dwg  
 Received 14/02/2022  
 Floor plans  
 Received 14/02/2022

18125-SQP-B02-ZZ-M3-A-0001-rvt.dwg  
 Received 25/02/2022  
 Ground, 7th and 8th Floor plans  
 Received 25/02/2022  
 1st to 6th Floor plans  
 Received 07/03/2022

**EB7 Ltd**

Site Photographs  
 Ordnance Survey

**NORTH**



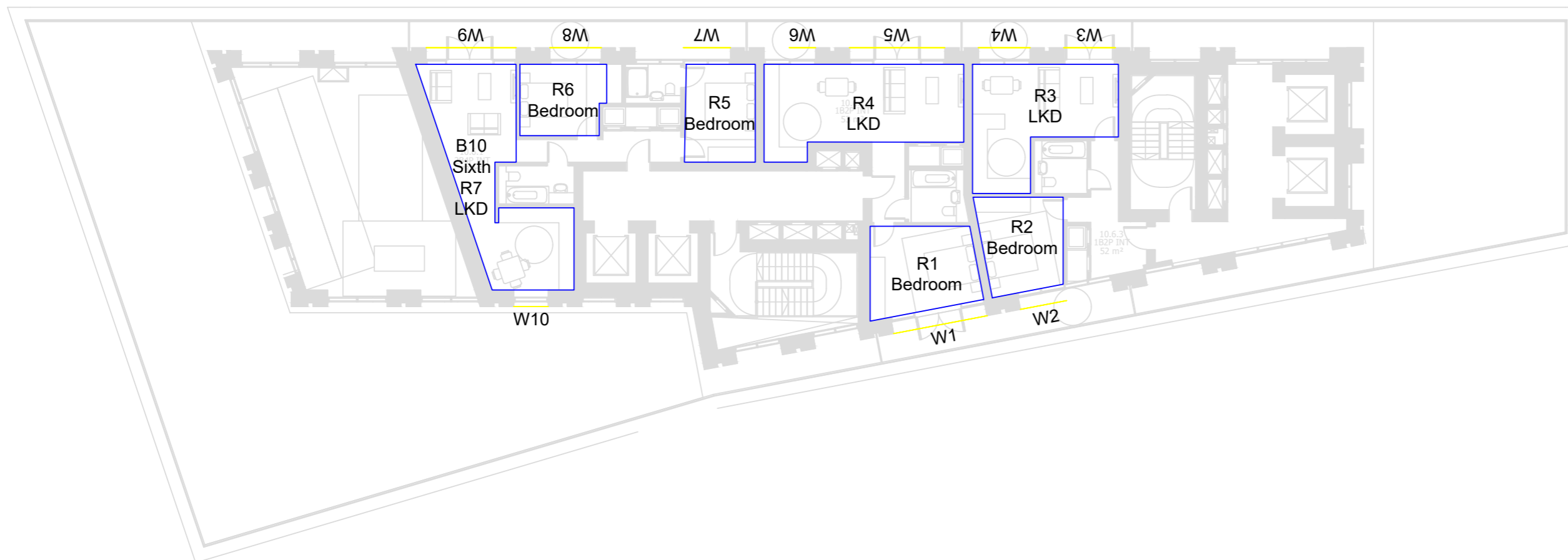
Project The Stag Brewery  
 London  
 SW14 7ET

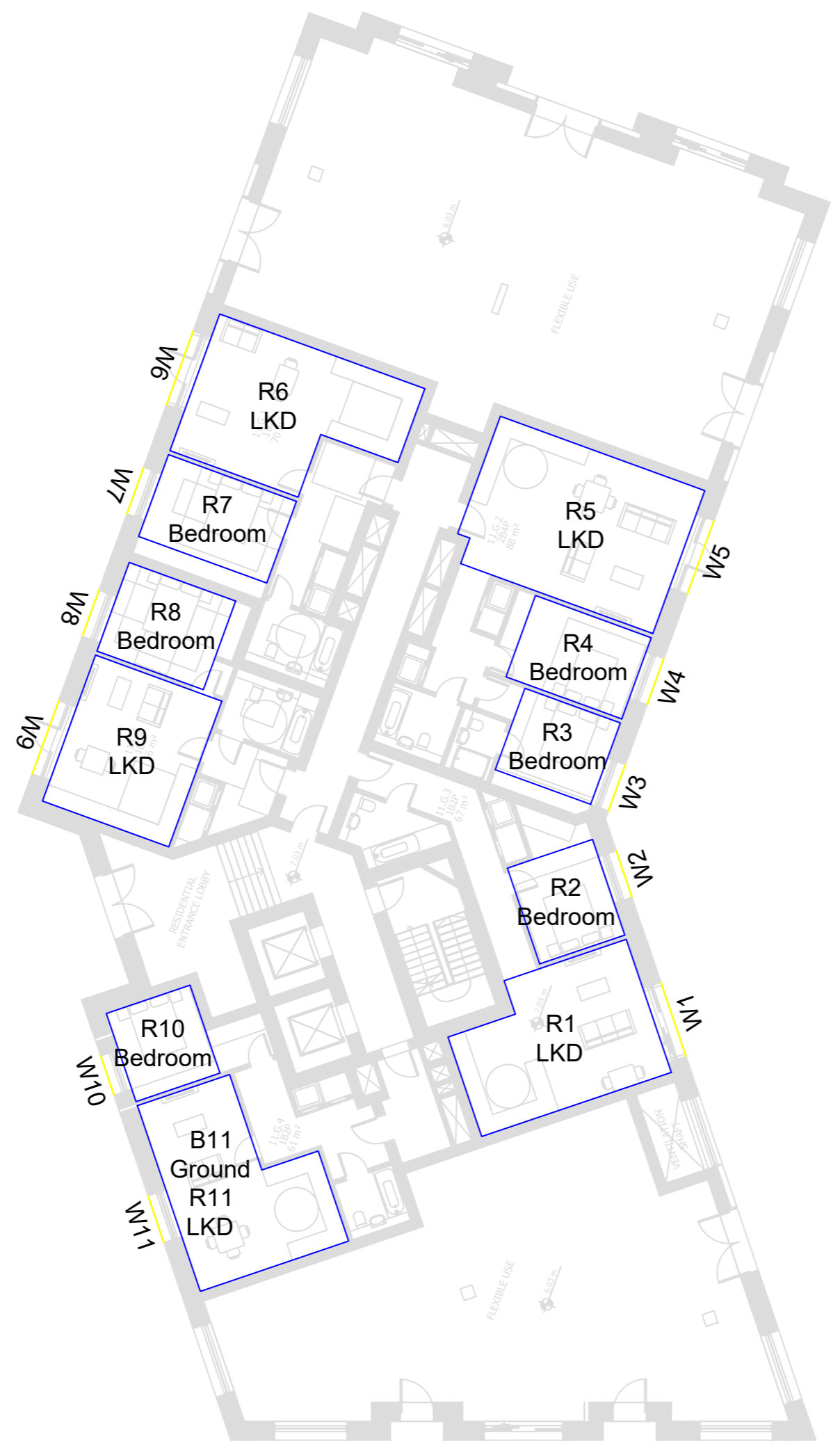
Title Block 10  
 Sixth Floor  
 Room Layout

Drawn AD Checked --

Date 08/03/2022 Project 2201

Rel no. 18 Prefix ID01 Page no. 43





Sources of information

**APR SERVICES**  
 Topographical Survey.pdf  
 Received 22/09/16

**CLOUD 10**  
 Stag Brewery East end 15-09-16.dwg  
 Received 16/09/16  
 11263\_Stag Brewery\_MASTER.dwg  
 Received 19/09/16  
 Stag Brewery West end 22-09-16 Pt1.dwg  
 Received 22/09/16  
 Stag Brewery West end 23-09-16.dwg  
 Received 23/09/16  
 The Ship PH.dwg  
 Received 28/09/16  
 Jolly Gardeners.dwg  
 Received 11/10/16

**SQUIRE & PARTNERS**  
 18125-SQP-ZZ-ZZ-M3-A-0001.dwg  
 Received 06/01/2022  
 Floor plans  
 Received 10/01/2022

18125-SQP-B10-ZZ-M3-A-0001.dwg  
 Received 14/02/2022  
 Floor plans  
 Received 14/02/2022

18125-SQP-B02-ZZ-M3-A-0001-rvt.dwg  
 Received 25/02/2022  
 Ground, 7th and 8th Floor plans  
 Received 25/02/2022  
 1st to 6th Floor plans  
 Received 07/03/2022

**EB7 Ltd**  
 Site Photographs  
 Ordnance Survey



Project The Stag Brewery  
 London  
 SW14 7ET

Title Block 11  
 Ground Floor  
 Room Layout

Drawn AD Checked --

Date 08/03/2022 Project 2201

Rel no. 18 Prefix ID01 Page no. 44



Sources of information

**APR SERVICES**  
 Topographical Survey.pdf  
 Received 22/09/16

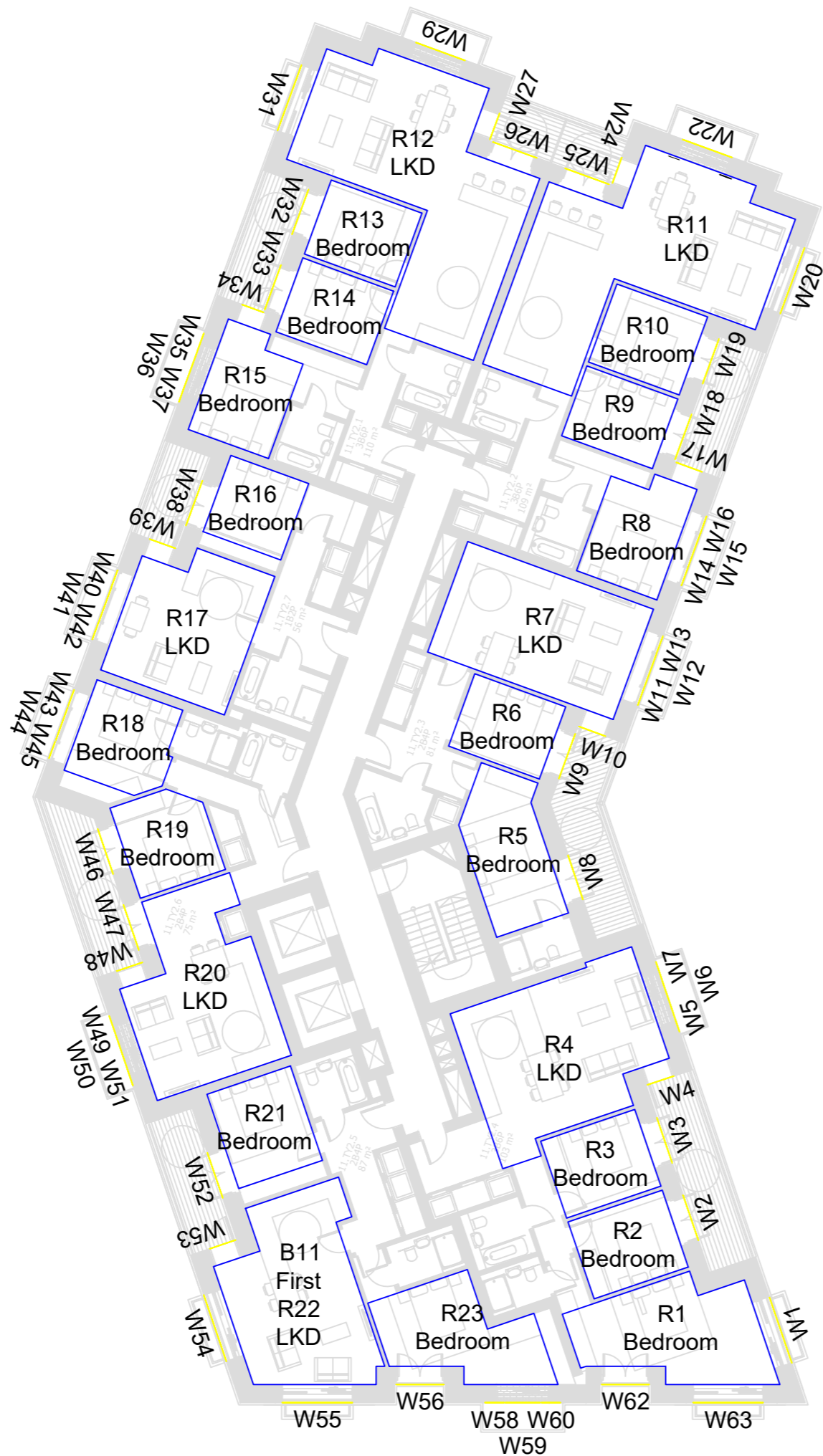
**CLOUD 10**  
 Stag Brewery East end 15-09-16.dwg  
 Received 16/09/16  
 11263\_Stag Brewery\_MASTER.dwg  
 Received 19/09/16  
 Stag Brewery West end 22-09-16 Pt1.dwg  
 Received 22/09/16  
 Stag Brewery West end 23-09-16.dwg  
 Received 23/09/16  
 The Ship PH.dwg  
 Received 28/09/16  
 Jolly Gardeners.dwg  
 Received 11/10/16

**SQUIRE & PARTNERS**  
 18125-SQP-ZZ-ZZ-M3-A-0001.dwg  
 Received 06/01/2022  
 Floor plans  
 Received 10/01/2022

18125-SQP-B10-ZZ-M3-A-0001.dwg  
 Received 14/02/2022  
 Floor plans  
 Received 14/02/2022

18125-SQP-B02-ZZ-M3-A-0001-rvt.dwg  
 Received 25/02/2022  
 Ground, 7th and 8th Floor plans  
 Received 25/02/2022  
 1st to 6th Floor plans  
 Received 07/03/2022

**EB7 Ltd**  
 Site Photographs  
 Ordnance Survey



Project The Stag Brewery  
 London  
 SW14 7ET

Title Block 11  
 First Floor  
 Room Layout

Drawn AD Checked --

Date 08/03/2022 Project 2201

Rel no. 18 Prefix ID01 Page no. 45

Sources of information

**APR SERVICES**

Topographical Survey.pdf  
 Received 22/09/16

**CLOUD 10**

Stag Brewery East end 15-09-16.dwg  
 Received 16/09/16  
 11263\_Stag Brewery\_MASTER.dwg  
 Received 19/09/16  
 Stag Brewery West end 22-09-16 Pt1.dwg  
 Received 22/09/16  
 Stag Brewery West end 23-09-16.dwg  
 Received 23/09/16  
 The Ship PH.dwg  
 Received 28/09/16  
 Jolly Gardeners.dwg  
 Received 11/10/16

**SQUIRE & PARTNERS**

18125-SQP-ZZ-ZZ-M3-A-0001.dwg  
 Received 06/01/2022

Floor plans  
 Received 10/01/2022

18125-SQP-B10-ZZ-M3-A-0001.dwg  
 Received 14/02/2022

Floor plans  
 Received 14/02/2022

18125-SQP-B02-ZZ-M3-A-0001-rvt.dwg  
 Received 25/02/2022

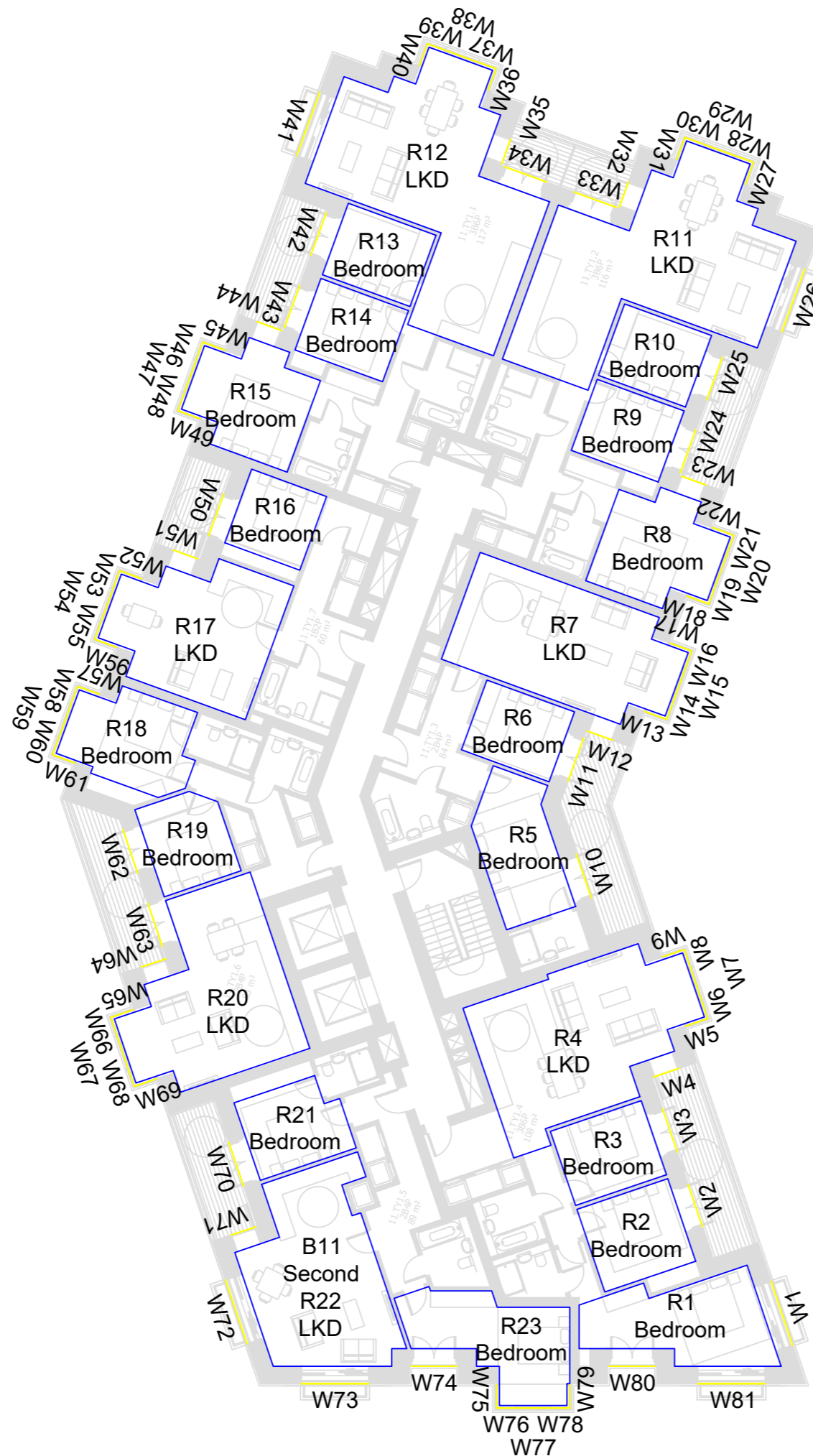
Ground, 7th and 8th Floor plans  
 Received 25/02/2022

1st to 6th Floor plans  
 Received 07/03/2022

**EB7 Ltd**

Site Photographs  
 Ordnance Survey

NORTH



Project The Stag Brewery  
 London  
 SW14 7ET

Title Block 11  
 Second to Fifth Floor  
 Room Layout

Drawn AD Checked --

Date 08/03/2022 Project 2201

Rel no. 18 Prefix ID01 Page no. 46

Sources of information

**APR SERVICES**

Topographical Survey.pdf  
 Received 22/09/16

**CLOUD 10**

Stag Brewery East end 15-09-16.dwg  
 Received 16/09/16  
 11263\_Stag Brewery\_MASTER.dwg  
 Received 19/09/16  
 Stag Brewery West end 22-09-16 Pt1.dwg  
 Received 22/09/16  
 Stag Brewery West end 23-09-16.dwg  
 Received 23/09/16  
 The Ship PH.dwg  
 Received 28/09/16  
 Jolly Gardeners.dwg  
 Received 11/10/16

**SQUIRE & PARTNERS**

18125-SQP-ZZ-ZZ-M3-A-0001.dwg  
 Received 06/01/2022  
 Floor plans  
 Received 10/01/2022

18125-SQP-B10-ZZ-M3-A-0001.dwg  
 Received 14/02/2022

Floor plans  
 Received 14/02/2022

18125-SQP-B02-ZZ-M3-A-0001-rvt.dwg  
 Received 25/02/2022

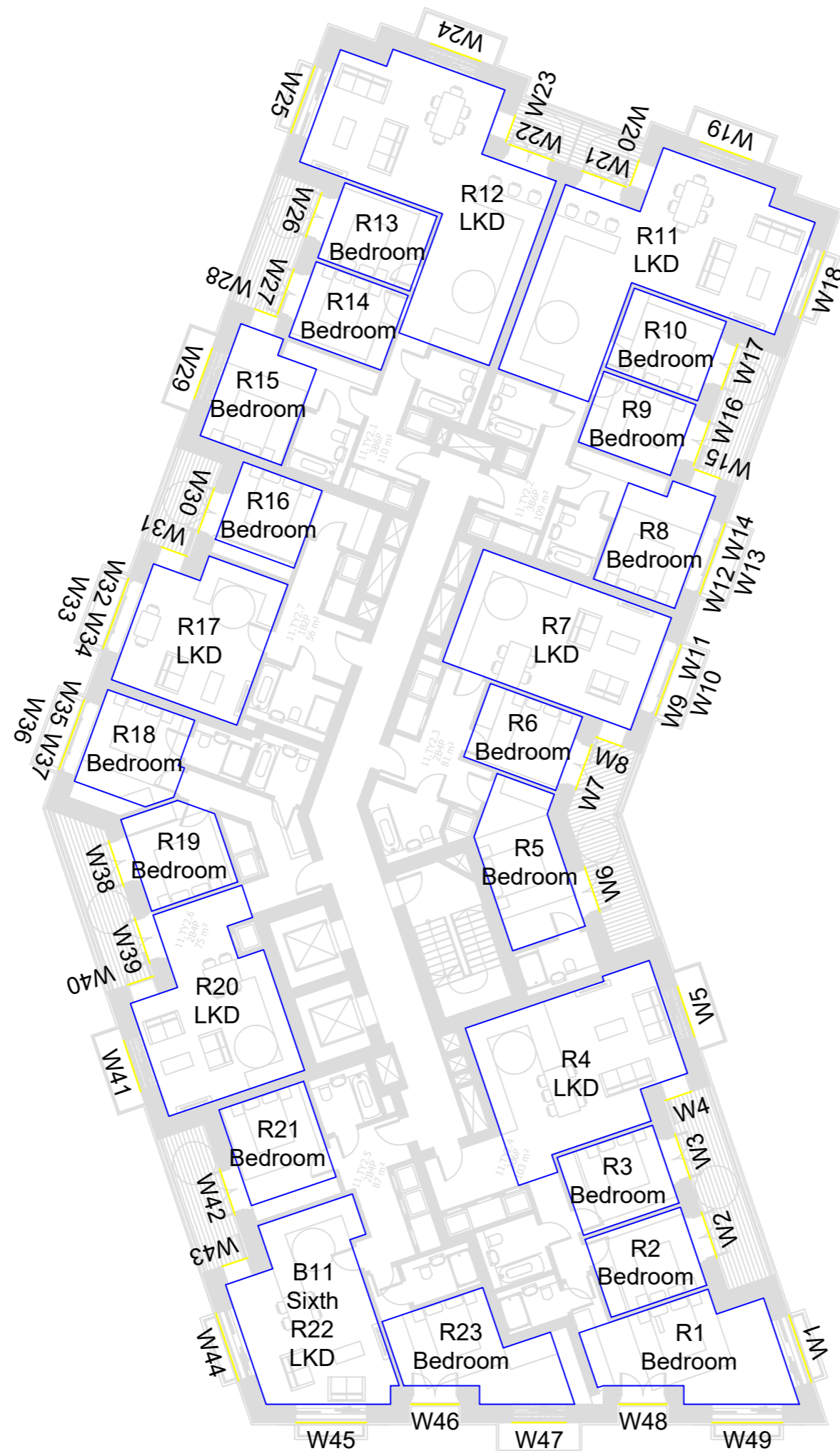
Ground, 7th and 8th Floor plans  
 Received 25/02/2022

1st to 6th Floor plans  
 Received 07/03/2022

**EB7 Ltd**

Site Photographs  
 Ordnance Survey

NORTH



Project The Stag Brewery  
 London  
 SW14 7ET

Title Block 11  
 Sixth Floor  
 Room Layout

Drawn AD Checked --

Date 08/03/2022 Project 2201

Rel no. 18 Prefix ID01 Page no. 47



Sources of information

**APR SERVICES**

Topographical Survey.pdf  
 Received 22/09/16

**CLOUD 10**

Stag Brewery East end 15-09-16.dwg  
 Received 16/09/16  
 11263\_Stag Brewery\_MASTER.dwg  
 Received 19/09/16  
 Stag Brewery West end 22-09-16 Pt1.dwg  
 Received 22/09/16  
 Stag Brewery West end 23-09-16.dwg  
 Received 23/09/16  
 The Ship PH.dwg  
 Received 28/09/16  
 Jolly Gardeners.dwg  
 Received 11/10/16

**SQUIRE & PARTNERS**

18125-SQP-ZZ-ZZ-M3-A-0001.dwg  
 Received 06/01/2022

Floor plans  
 Received 10/01/2022

18125-SQP-B10-ZZ-M3-A-0001.dwg  
 Received 14/02/2022

Floor plans  
 Received 14/02/2022

18125-SQP-B02-ZZ-M3-A-0001-rvt.dwg  
 Received 25/02/2022

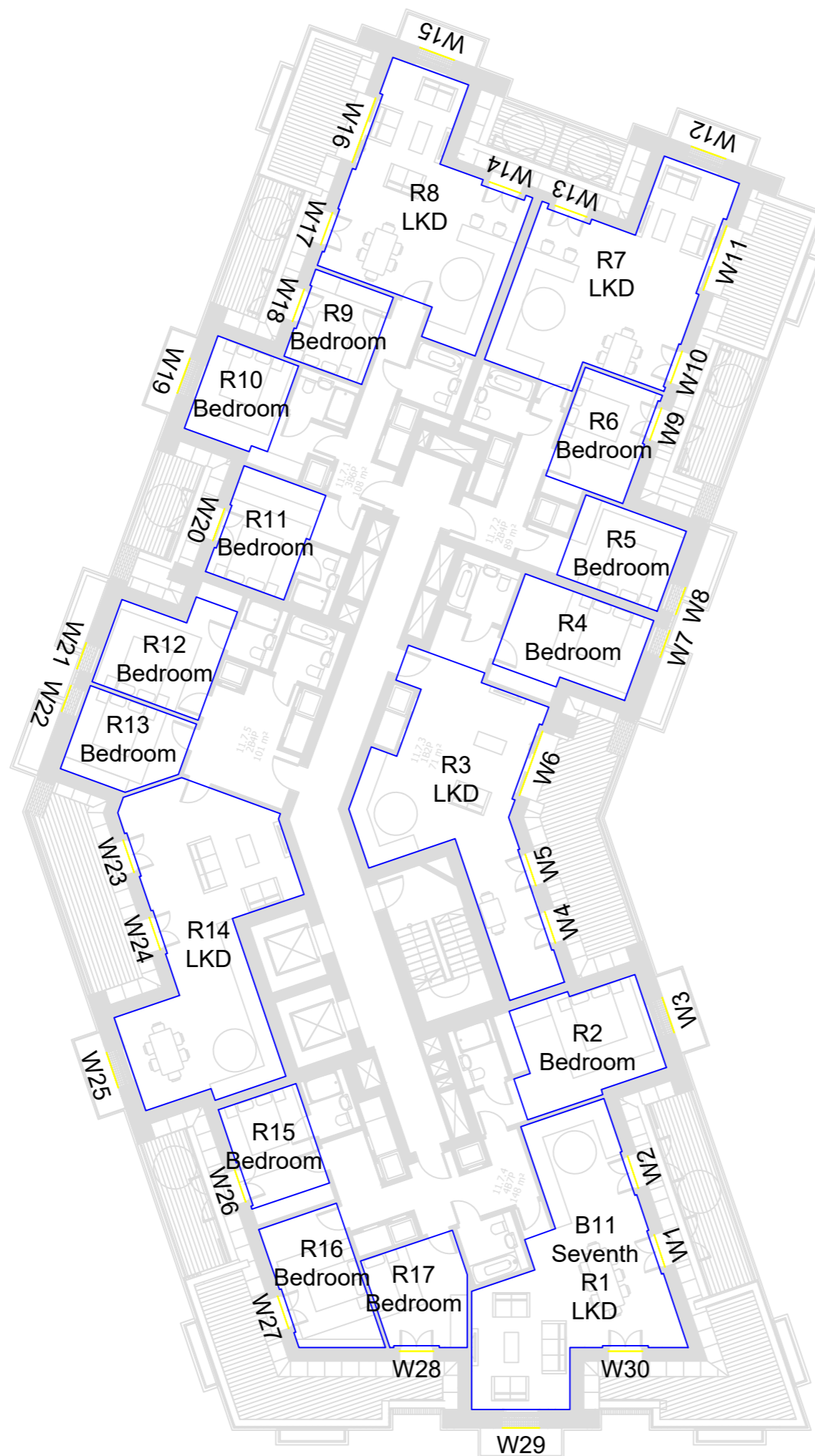
Ground, 7th and 8th Floor plans  
 Received 25/02/2022

1st to 6th Floor plans  
 Received 07/03/2022

**EB7 Ltd**

Site Photographs  
 Ordnance Survey

**NORTH**



Project The Stag Brewery  
 London  
 SW14 7ET

Title Block 11  
 Seventh Floor  
 Room Layout

Drawn AD Checked --

Date 08/03/2022 Project 2201

Rel no. 18 Prefix ID01 Page no. 48



Sources of information

**APR SERVICES**  
 Topographical Survey.pdf  
 Received 22/09/16

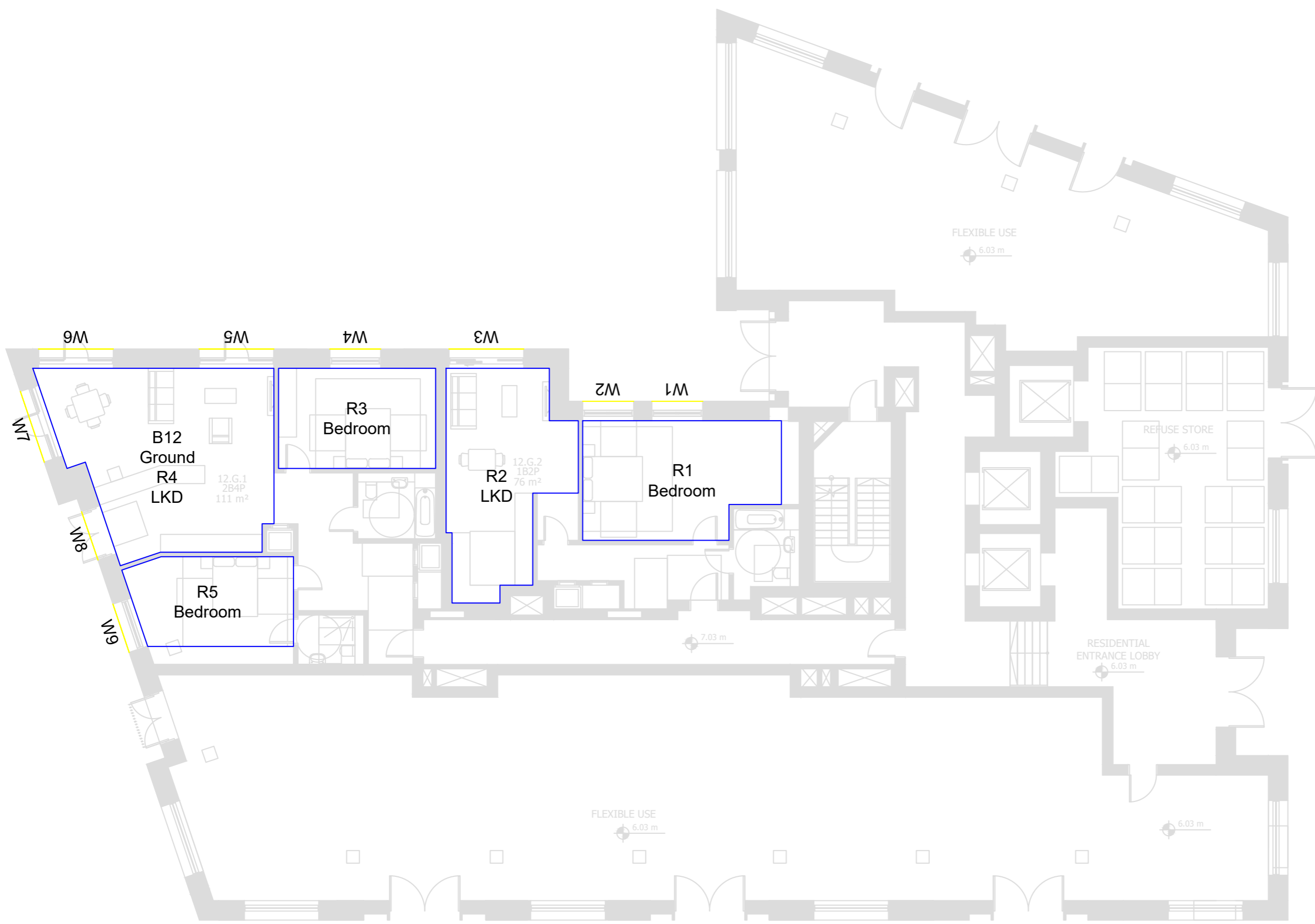
**CLOUD 10**  
 Stag Brewery East end 15-09-16.dwg  
 Received 16/09/16  
 11263\_Stag Brewery\_MASTER.dwg  
 Received 19/09/16  
 Stag Brewery West end 22-09-16 Pt1.dwg  
 Received 22/09/16  
 Stag Brewery West end 23-09-16.dwg  
 Received 23/09/16  
 The Ship PH.dwg  
 Received 28/09/16  
 Jolly Gardeners.dwg  
 Received 11/10/16

**SQUIRE & PARTNERS**  
 18125-SQP-ZZ-M3-A-0001.dwg  
 Received 06/01/2022  
 Floor plans  
 Received 10/01/2022

18125-SQP-B10-ZZ-M3-A-0001.dwg  
 Received 14/02/2022  
 Floor plans  
 Received 14/02/2022

18125-SQP-B02-ZZ-M3-A-0001-rvt.dwg  
 Received 25/02/2022  
 Ground, 7th and 8th Floor plans  
 Received 25/02/2022  
 1st to 6th Floor plans  
 Received 07/03/2022

**EB7 Ltd**  
 Site Photographs  
 Ordnance Survey



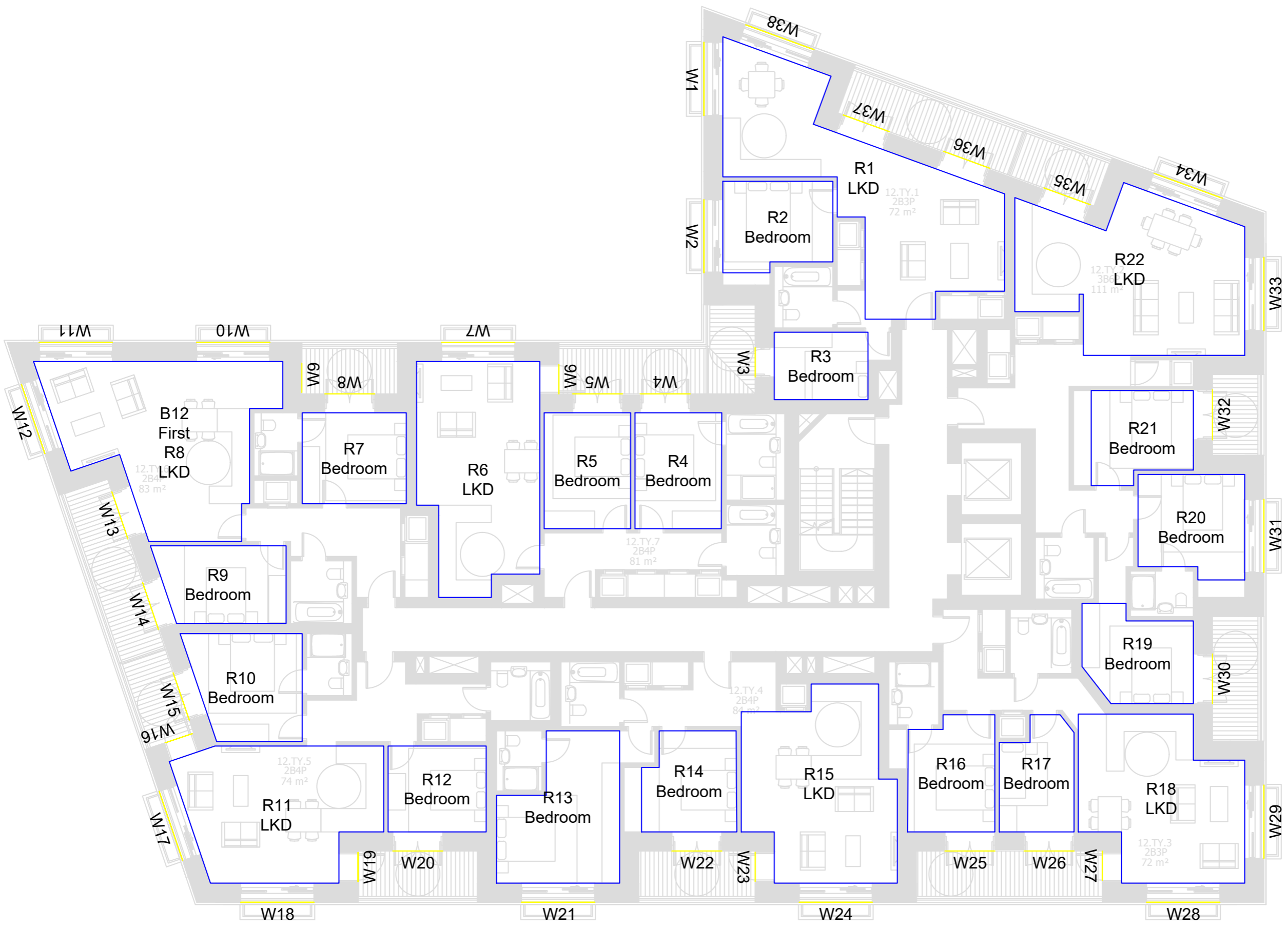
Project The Stag Brewery  
 London  
 SW14 7ET

Title Block 12  
 Ground Floor  
 Room Layout

Drawn AD Checked --

Date 08/03/2022 Project 2201

Rel no. 18 Prefix ID01 Page no. 49



Sources of information

- APR SERVICES**  
 Topographical Survey.pdf  
 Received 22/09/16
- CLOUD 10**  
 Stag Brewery East end 15-09-16.dwg  
 Received 16/09/16  
 11263\_Stag Brewery\_MASTER.dwg  
 Received 19/09/16  
 Stag Brewery West end 22-09-16 Pt1.dwg  
 Received 22/09/16  
 Stag Brewery West end 23-09-16.dwg  
 Received 23/09/16  
 The Ship PH.dwg  
 Received 28/09/16  
 Jolly Gardeners.dwg  
 Received 11/10/16

- SQUIRE & PARTNERS**  
 18125-SQP-ZZ-ZZ-M3-A-0001.dwg  
 Received 06/01/2022  
 Floor plans  
 Received 10/01/2022
- 18125-SQP-B10-ZZ-M3-A-0001.dwg  
 Received 14/02/2022  
 Floor plans  
 Received 14/02/2022
- 18125-SQP-B02-ZZ-M3-A-0001-rvt.dwg  
 Received 25/02/2022  
 Ground, 7th and 8th Floor plans  
 Received 25/02/2022  
 1st to 6th Floor plans  
 Received 07/03/2022

**EB7 Ltd**  
 Site Photographs  
 Ordnance Survey



Project The Stag Brewery  
 London  
 SW14 7ET

Title Block 12  
 First to Fifth Floor  
 Room Layout

Drawn AD Checked --

Date 08/03/2022 Project 2201

Rel no. 18 Prefix ID01 Page no. 50

Sources of information

**APR SERVICES**

Topographical Survey.pdf  
 Received 22/09/16

**CLOUD 10**

Stag Brewery East end 15-09-16.dwg  
 Received 16/09/16  
 11263\_Stag Brewery\_MASTER.dwg  
 Received 19/09/16  
 Stag Brewery West end 22-09-16 Pt1.dwg  
 Received 22/09/16  
 Stag Brewery West end 23-09-16.dwg  
 Received 23/09/16  
 The Ship PH.dwg  
 Received 28/09/16  
 Jolly Gardeners.dwg  
 Received 11/10/16

**SQUIRE & PARTNERS**

18125-SQP-ZZ-ZZ-M3-A-0001.dwg  
 Received 06/01/2022

Floor plans  
 Received 10/01/2022

18125-SQP-B10-ZZ-M3-A-0001.dwg  
 Received 14/02/2022

Floor plans  
 Received 14/02/2022

18125-SQP-B02-ZZ-M3-A-0001-rvt.dwg  
 Received 25/02/2022

Ground, 7th and 8th Floor plans  
 Received 25/02/2022

1st to 6th Floor plans  
 Received 07/03/2022

**EB7 Ltd**

Site Photographs  
 Ordnance Survey

**NORTH**



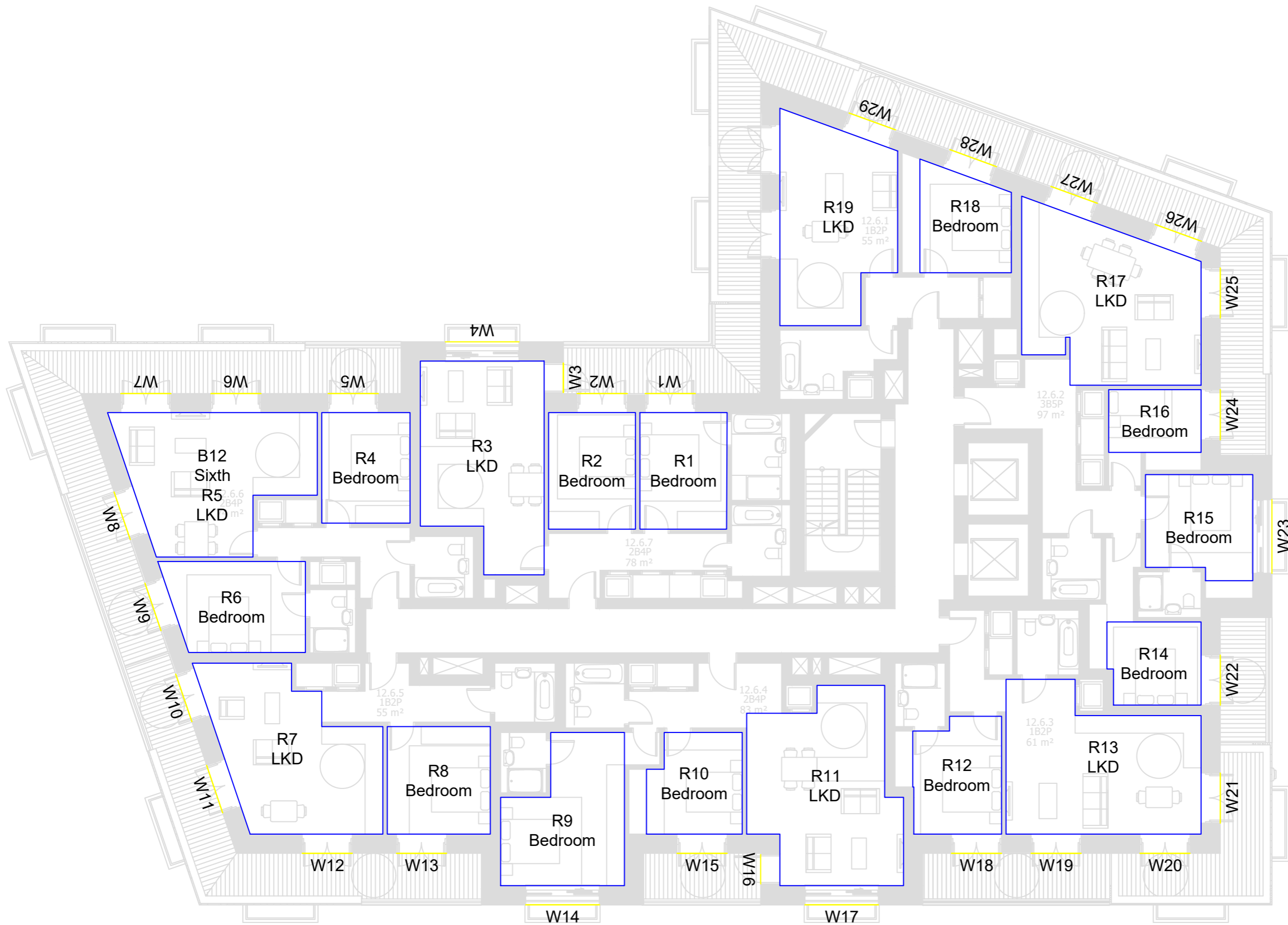
Project The Stag Brewery  
 London  
 SW14 7ET

Title Block 12  
 Sixth Floor  
 Room Layout

Drawn AD Checked --

Date 08/03/2022 Project 2201

Rel no. 18 Prefix ID01 Page no. 51



Sources of information

**APR SERVICES**

Topographical Survey.pdf  
 Received 22/09/16

**CLOUD 10**

Stag Brewery East end 15-09-16.dwg  
 Received 16/09/16  
 11263\_Stag Brewery\_MASTER.dwg  
 Received 19/09/16  
 Stag Brewery West end 22-09-16 Pt1.dwg  
 Received 22/09/16  
 Stag Brewery West end 23-09-16.dwg  
 Received 23/09/16  
 The Ship PH.dwg  
 Received 28/09/16  
 Jolly Gardeners.dwg  
 Received 11/10/16

**SQUIRE & PARTNERS**

18125-SQP-ZZ-ZZ-M3-A-0001.dwg  
 Received 06/01/2022  
 Floor plans  
 Received 10/01/2022

18125-SQP-B10-ZZ-M3-A-0001.dwg  
 Received 14/02/2022  
 Floor plans  
 Received 14/02/2022

18125-SQP-B02-ZZ-M3-A-0001-rvt.dwg  
 Received 25/02/2022  
 Ground, 7th and 8th Floor plans  
 Received 25/02/2022  
 1st to 6th Floor plans  
 Received 07/03/2022

**EB7 Ltd**

Site Photographs  
 Ordnance Survey

NORTH



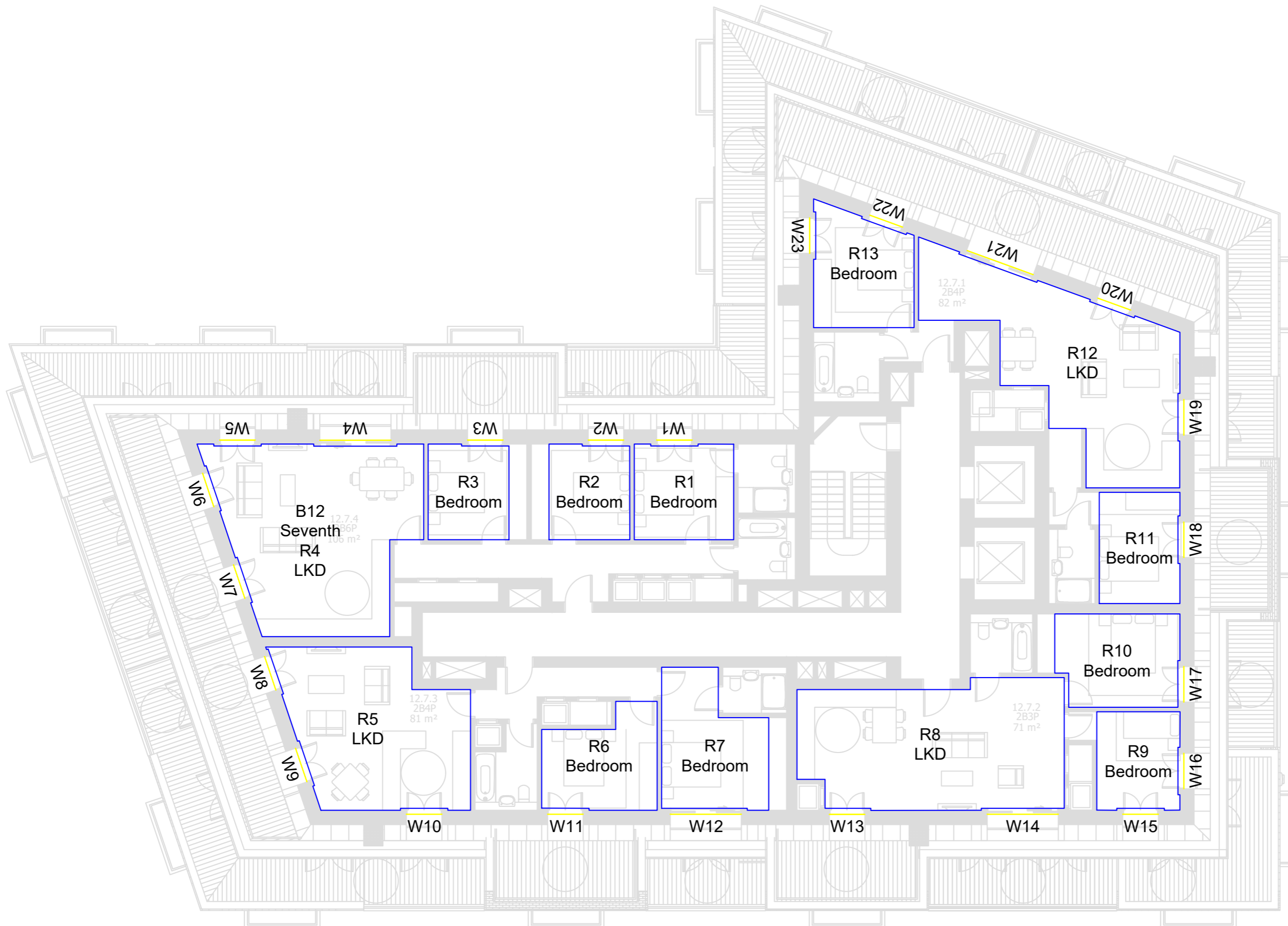
Project The Stag Brewery  
 London  
 SW14 7ET

Title Block 12  
 Seventh Floor  
 Room Layout

Drawn AD Checked --

Date 08/03/2022 Project 2201

Rel no. 18 Prefix ID01 Page no. 52





Sources of information

**APR SERVICES**

Topographical Survey.pdf  
 Received 22/09/16

**CLOUD 10**

Stag Brewery East end 15-09-16.dwg  
 Received 16/09/16  
 11263\_Stag Brewery\_MASTER.dwg  
 Received 19/09/16  
 Stag Brewery West end 22-09-16 Pt1.dwg  
 Received 22/09/16  
 Stag Brewery West end 23-09-16.dwg  
 Received 23/09/16  
 The Ship PH.dwg  
 Received 28/09/16  
 Jolly Gardeners.dwg  
 Received 11/10/16

**SQUIRE & PARTNERS**

18125-SQP-ZZ-ZZ-M3-A-0001.dwg  
 Received 06/01/2022

Floor plans  
 Received 10/01/2022

18125-SQP-B10-ZZ-M3-A-0001.dwg  
 Received 14/02/2022

Floor plans  
 Received 14/02/2022

18125-SQP-B02-ZZ-M3-A-0001-rvt.dwg  
 Received 25/02/2022

Ground, 7th and 8th Floor plans  
 Received 25/02/2022

1st to 6th Floor plans  
 Received 07/03/2022

**EB7 Ltd**

Site Photographs  
 Ordnance Survey

**NORTH**



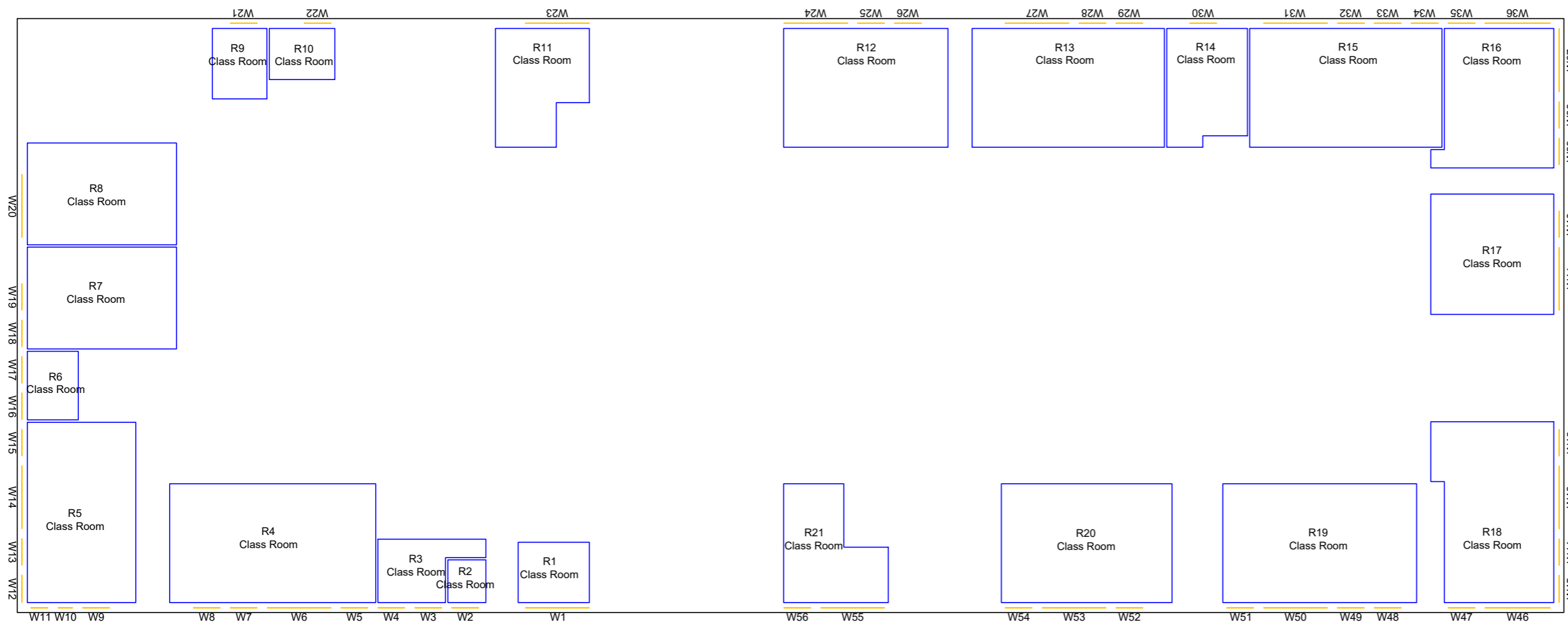
Project The Stag Brewery  
 London  
 SW14 7ET

Title School  
 Ground Floor  
 Room Layout

Drawn AD Checked --

Date 08/03/2022 Project 2201

Rel no. 18 Prefix ID01 Page no. 53



Sources of information

**APR SERVICES**

Topographical Survey.pdf  
 Received 22/09/16

**CLOUD 10**

Stag Brewery East end 15-09-16.dwg  
 Received 16/09/16  
 11263\_Stag Brewery\_MASTER.dwg  
 Received 19/09/16  
 Stag Brewery West end 22-09-16 Pt1.dwg  
 Received 22/09/16  
 Stag Brewery West end 23-09-16.dwg  
 Received 23/09/16  
 The Ship PH.dwg  
 Received 28/09/16  
 Jolly Gardeners.dwg  
 Received 11/10/16

**SQUIRE & PARTNERS**

18125-SQP-ZZ-ZZ-M3-A-0001.dwg  
 Received 06/01/2022  
 Floor plans  
 Received 10/01/2022

18125-SQP-B10-ZZ-M3-A-0001.dwg  
 Received 14/02/2022  
 Floor plans  
 Received 14/02/2022

18125-SQP-B02-ZZ-M3-A-0001-rvt.dwg  
 Received 25/02/2022  
 Ground, 7th and 8th Floor plans  
 Received 25/02/2022  
 1st to 6th Floor plans  
 Received 07/03/2022

**EB7 Ltd**

Site Photographs  
 Ordnance Survey

NORTH



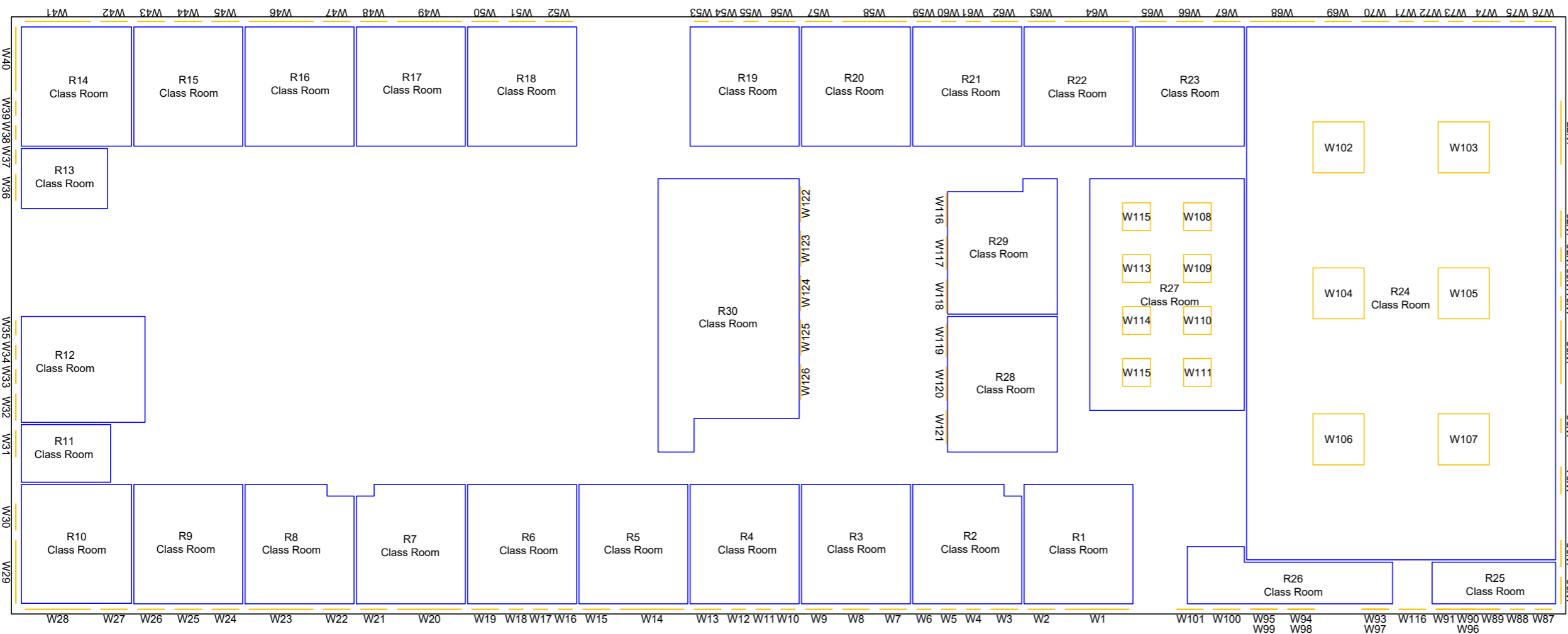
Project The Stag Brewery  
 London  
 SW14 7ET

Title School  
 First Floor  
 Room Layout

Drawn AD Checked --

Date 08/03/2022 Project 2201

Rel no. 18 Prefix ID01 Page no. 54



Sources of information

**APR SERVICES**

Topographical Survey.pdf  
 Received 22/09/16

**CLOUD 10**

Stag Brewery East end 15-09-16.dwg  
 Received 16/09/16  
 11263\_Stag Brewery\_MASTER.dwg  
 Received 19/09/16  
 Stag Brewery West end 22-09-16 Pt1.dwg  
 Received 22/09/16  
 Stag Brewery West end 23-09-16.dwg  
 Received 23/09/16  
 The Ship PH.dwg  
 Received 28/09/16  
 Jolly Gardeners.dwg  
 Received 11/10/16

**SQUIRE & PARTNERS**

18125-SQP-ZZ-ZZ-M3-A-0001.dwg  
 Received 06/01/2022  
 Floor plans  
 Received 10/01/2022

18125-SQP-B10-ZZ-M3-A-0001.dwg  
 Received 14/02/2022  
 Floor plans  
 Received 14/02/2022

18125-SQP-B02-ZZ-M3-A-0001-rvt.dwg  
 Received 25/02/2022  
 Ground, 7th and 8th Floor plans  
 Received 25/02/2022  
 1st to 6th Floor plans  
 Received 07/03/2022

**EB7 Ltd**

Site Photographs  
 Ordnance Survey

NORTH



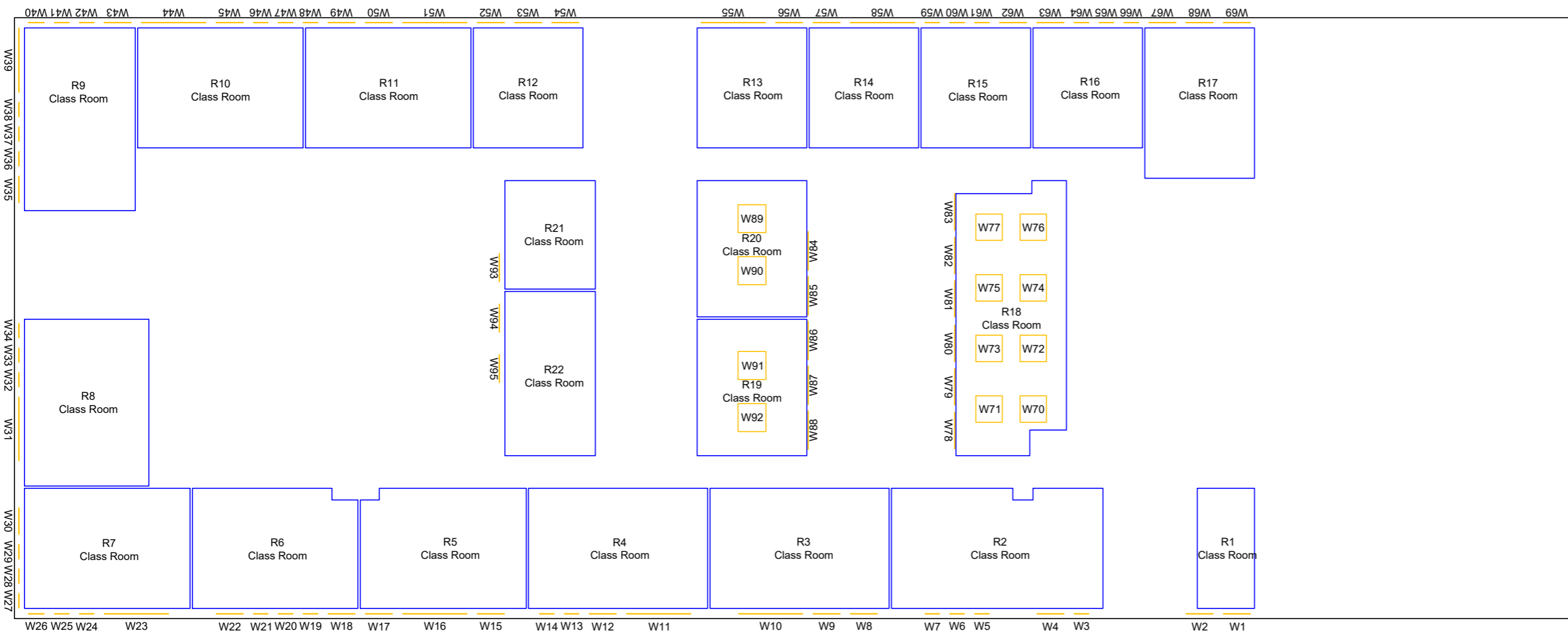
Project The Stag Brewery  
 London  
 SW14 7ET

Title School  
 Second Floor  
 Room Layout

Drawn AD Checked --

Date 08/03/2022 Project 2201

Rel no. 18 Prefix ID01 Page no. 55



Floor	Room ID	Window ID	Room Use	ADF	TOTAL ADF	ROOM TOTAL APSH	ROOM WINTER APSH
B2							
Ground	R1	W1-L	LKD	0.4	2.1	9	1
		W1-U	LKD	1.7			
Ground	R2	W2-L	Bedroom	0.2	2.5	5	0
		W2-U	Bedroom	2.3			
Ground	R3	W3-L	LKD	0.5	2.5	9	1
		W3-U	LKD	2.1			
Ground	R4	W4-L	Bedroom	0.2	2.2	4	0
		W4-U	Bedroom	2.0			
Ground	R5	W5-L	Bedroom	0.2	1.6	6	0
		W5-U	Bedroom	1.4			
Ground	R6	W6-L	Bedroom	0.2	4.2	5	0
		W6-U	Bedroom	1.9			
		W7-L	Bedroom	0.2			
		W7-U	Bedroom	1.9			
Ground	R7	W8-L	LKD	0.3	1.9	6	0
		W8-U	LKD	1.5			
Ground	R8	W9-L	LKD	0.5	2.5	5	0
		W9-U	LKD	2.0			
Ground	R9	W10-L	Bedroom	0.4	2.3	5	0
		W10-U	Bedroom	1.9			
Ground	R10	W11-L	LKD	0.3	1.4	3	0
		W11-U	LKD	1.1			
Ground	R11	W12-L	Bedroom	0.2	1.5	2	0
		W12-U	Bedroom	1.3			
Ground	R12	W13-L	Bedroom	0.1	0.4	0	0
		W13-U	Bedroom	0.3			
Ground	R13	W15-L	LKD	0.3	1.9	0	0
		W15-U	LKD	0.9			
		W16-L	LKD	0.1			
		W16-U	LKD	0.6			
Ground	R14	W17-L	Bedroom	0.7	3.9	0	0
		W17-U	Bedroom	3.2			
Ground	R15	W18-L	Bedroom	0.9	4.7	0	0
		W18-U	Bedroom	3.9			
Ground	R16	W19-L	Bedroom	0.2	1.8	0	0
		W19-U	Bedroom	1.7			



Floor	Room ID	Window ID	Room Use	ADF	TOTAL ADF	ROOM TOTAL APSH	ROOM WINTER APSH
Ground	R17	W20-L	Bedroom	0.2	2.0	0	0
		W20-U	Bedroom	1.8			
Ground	R18	W21-L	LKD	0.2	2.3	0	0
		W21-U	LKD	0.7			
		W22-L	LKD	0.2			
		W22-U	LKD	1.1			
Ground	R19	W23-L	LKD	0.2	2.7	12	2
		W23-U	LKD	0.6			
		W24-L	LKD	0.1			
		W24-U	LKD	0.6			
		W25-L	LKD	0.2			
		W25-U	LKD	1.0			
Ground	R20	W26-L	Bedroom	0.6	3.2	13	2
		W26-U	Bedroom	2.6			
Ground	R21	W27-L	Bedroom	0.2	1.8	11	0
		W27-U	Bedroom	1.6			
First	R1	W1-L	LKD	0.3	5.0	17	2
		W1-U	LKD	1.3			
		W2-L	LKD	0.1			
		W2-U	LKD	0.2			
		W82-L	LKD	0.3			
		W82-U	LKD	1.6			
		W83-L	LKD	0.2			
		W83-U	LKD	1.0			
First	R2	W3-L	Bedroom	0.2	0.8	2	0
		W3-U	Bedroom	0.6			
First	R3	W4-L	Bedroom	0.3	0.9	0	0
		W4-U	Bedroom	0.7			
First	R4	W5-L	Bedroom	0.5	2.6	6	1
		W5-U	Bedroom	2.1			
First	R5	W6-L	LKD	0.4	2.5	7	1
		W6-U	LKD	1.7			
		W7-L	LKD	0.1			
		W7-U	LKD	0.3			
First	R6	W8-L	Bedroom	0.2	1.1	3	0
		W8-U	Bedroom	0.4			
		W9-L	Bedroom	0.2			
		W9-U	Bedroom	0.4			
First	R7	W10-L	Bedroom	0.6	3.0	12	0
		W10-U	Bedroom	2.4			

Floor	Room ID	Window ID	Room Use	ADF	TOTAL ADF	ROOM TOTAL APSH	ROOM WINTER APSH
First	R8	W11-L	Bedroom	0.2	1.3	2	0
		W11-U	Bedroom	0.4			
		W12-L	Bedroom	0.2			
		W12-U	Bedroom	0.5			
First	R9	W13-L	LKD	0.1	1.7	5	0
		W13-U	LKD	0.2			
		W14-L	LKD	0.3			
		W14-U	LKD	1.1			
First	R10	W15-L	LKD	0.3	1.7	3	0
		W15-U	LKD	1.2			
		W16-L	LKD	0.0			
		W16-U	LKD	0.1			
First	R11	W17-L	Bedroom	0.2	0.8	4	0
		W17-U	Bedroom	0.6			
First	R12	W18-L	Bedroom	0.2	0.7	2	0
		W18-U	Bedroom	0.5			
First	R13	W19-L	LKD	0.3	1.5	2	0
		W19-U	LKD	1.2			
		W20-L	LKD	0.0			
		W20-U	LKD	0.0			
First	R14	W21-L	Bedroom	0.3	0.9	1	0
		W21-U	Bedroom	0.7			
First	R15	W22-L	Bedroom	0.2	0.7	0	0
		W22-U	Bedroom	0.5			
First	R16	W23-L	Bedroom	0.3	1.2	0	0
		W23-U	Bedroom	0.9			
First	R17	W24-L	Bedroom	0.3	1.1	0	0
		W24-U	Bedroom	0.8			
First	R18	W25-L	Bedroom	0.5	2.9	0	0
		W25-U	Bedroom	2.4			
First	R19	W26-L	LKD	0.2	1.8	0	0
		W26-U	LKD	1.0			
		W27-L	LKD	0.0			
		W27-U	LKD	0.1			
		W28-L	LKD	0.1			
		W28-U	LKD	0.2			
		W29-L	LKD	0.1			
		W29-U	LKD	0.2			
First	R20	W30-L	LKD	0.3	0.0		
		W30-U	LKD	1.0			
		W33-L	LKD	0.0			

Floor	Room ID	Window ID	Room Use	ADF	TOTAL ADF	ROOM TOTAL APSH	ROOM WINTER APSH
		W33-U	LKD	0.1	1.5	0	0
First	R21	W31-L	Bedroom	0.1			
		W31-U	Bedroom	0.2			
		W32-L	Bedroom	0.1			
		W32-U	Bedroom	0.1	0.5	0	0
First	R22	W34-L	Bedroom	0.6			
		W34-U	Bedroom	2.4			
		W35-L	Bedroom	0.3			
		W35-U	Bedroom	1.3	4.6	7	1
First	R23	W36-L	Bedroom	0.6			
		W36-U	Bedroom	1.5	2.2	5	0
First	R24	W37-L	Bedroom	0.7			
		W37-U	Bedroom	1.8	2.5	9	2
First	R25	W38-L	LKD	0.2			
		W38-U	LKD	1.0			
		W39-L	LKD	0.5			
		W39-U	LKD	2.1			
		W40-L	LKD	0.1			
		W40-U	LKD	0.3	4.2	51	7
First	R26	W41-L	Bedroom	0.2			
		W41-U	Bedroom	0.4			
		W42-L	Bedroom	0.2			
		W42-U	Bedroom	0.4	1.3	3	3
First	R27	W43-L	LKD	0.4			
		W43-U	LKD	2.3			
		W44-L	LKD	0.1			
		W44-U	LKD	0.3	3.1	45	4
First	R28	W45-L	Bedroom	0.2			
		W45-U	Bedroom	0.3	0.6	2	2
First	R29	W46-L	Bedroom	0.2			
		W46-U	Bedroom	0.2	0.3	1	1
First	R30	W47-L	LKD	0.4			
		W47-U	LKD	1.7			
		W48-L	LKD	0.1			
		W48-U	LKD	0.3	2.5	44	6
First	R31	W49-L	Bedroom	0.2			
		W49-U	Bedroom	0.3	0.5	3	3
First	R32	W50-L	Bedroom	1.1			
		W50-U	Bedroom	6.5	7.6	49	9
First	R33	W51-L	Bedroom	0.6			

Floor	Room ID	Window ID	Room Use	ADF	TOTAL ADF	ROOM TOTAL APSH	ROOM WINTER APSH
		W51-U	Bedroom	1.7	2.3	15	15
First	R34	W52-L	Bedroom	0.6			
		W52-U	Bedroom	1.8	2.4	14	14
First	R35	W53-L	LKD	0.1			
		W53-U	LKD	0.2			
		W54-L	LKD	0.4			
		W54-U	LKD	1.7			
		W55-L	LKD	0.4			
		W55-U	LKD	1.7			
		W56-L	LKD	0.4			
		W56-U	LKD	1.5	6.3	71	20
First	R36	W57-L	Bedroom	0.8			
		W57-U	Bedroom	3.5	4.3	32	10
First	R37	W59-L	Bedroom	0.5			
		W59-U	Bedroom	1.3	1.8	8	5
First	R38	W60-L	LKD	0.1			
		W60-U	LKD	0.2			
		W61-L	LKD	0.3			
		W61-U	LKD	1.2	1.8	30	12
First	R39	W62-L	Bedroom	0.2			
		W62-U	Bedroom	0.4	0.6	3	1
First	R40	W63-L	Bedroom	0.3			
		W63-U	Bedroom	0.6	0.9	5	2
First	R41	W64-L	LKD	0.1			
		W64-U	LKD	0.3			
		W65-L	LKD	0.3			
		W65-U	LKD	1.3	2.0	13	10
First	R42	W66-L	LKD	0.3			
		W66-U	LKD	1.2			
		W67-L	LKD	0.1			
		W67-U	LKD	0.3	1.9	12	8
First	R43	W68-L	Bedroom	0.2			
		W68-U	Bedroom	0.2			
		W69-L	Bedroom	0.2			
		W69-U	Bedroom	0.4	1.1	2	0
First	R44	W70-L	Bedroom	0.6			
		W70-U	Bedroom	2.4	3.0	23	5
First	R45	W71-L	Bedroom	0.2			
		W71-U	Bedroom	0.2			
		W72-L	Bedroom	0.2			
		W72-U	Bedroom	0.2	0.8	2	0



Floor	Room ID	Window ID	Room Use	ADF	TOTAL ADF	ROOM TOTAL APSH	ROOM WINTER APSH
First	R46	W73-L	LKD	0.1	2.2	12	7
		W73-U	LKD	0.4			
		W74-L	LKD	0.4			
		W74-U	LKD	1.4			
First	R47	W75-L	Bedroom	0.5	2.4	12	6
		W75-U	Bedroom	2.0			
First	R48	W76-L	Bedroom	0.2	0.6	2	0
		W76-U	Bedroom	0.4			
First	R49	W77-L	Bedroom	0.2	0.4	3	0
		W77-U	Bedroom	0.2			
First	R50	W78-L	LKD	0.1	5.2	27	5
		W78-U	LKD	0.2			
		W79-L	LKD	0.3			
		W79-U	LKD	1.3			
		W80-L	LKD	0.3			
		W80-U	LKD	1.2			
		W81-L	LKD	0.3			
		W81-U	LKD	1.6			
First	R54	W58-L	Bedroom	0.4	1.6	8	3
		W58-U	Bedroom	1.1			
Second	R1	W1-L	LKD	0.3	6.9	27	2
		W1-U	LKD	1.1			
		W2-L	LKD	0.1			
		W2-U	LKD	0.2			
		W108-L	LKD	0.1			
		W108-U	LKD	0.5			
		W109-L	LKD	0.5			
		W109-U	LKD	2.4			
		W110-L	LKD	0.1			
		W110-U	LKD	0.5			
		W111-L	LKD	0.2			
		W111-U	LKD	1.0			
		Second	R2	W3-L			
W3-U	Bedroom			0.8			
Second	R3	W4-L	Bedroom	0.3	1.1	0	0
		W4-U	Bedroom	0.9			
Second	R4	W5-L	Bedroom	0.2	6.9	24	4
		W5-U	Bedroom	0.9			
		W6-L	Bedroom	0.8			
		W6-U	Bedroom	4.1			
		W7-L	Bedroom	0.2			
		W7-U	Bedroom	0.8			

Floor	Room ID	Window ID	Room Use	ADF	TOTAL ADF	ROOM TOTAL APSH	ROOM WINTER APSH
Second	R5	W8-L	LKD	0.1	6.1	26	4
		W8-U	LKD	0.7			
		W9-L	LKD	0.6			
		W9-U	LKD	3.4			
		W10-L	LKD	0.1			
		W10-U	LKD	0.8			
		W11-L	LKD	0.1			
		W11-U	LKD	0.3			
Second	R6	W12-L	Bedroom	0.2	1.6	5	0
		W12-U	Bedroom	0.6			
		W13-L	Bedroom	0.2			
		W13-U	Bedroom	0.6			
Second	R7	W14-L	Bedroom	0.7	2.9	14	1
		W14-U	Bedroom	2.3			
Second	R8	W15-L	Bedroom	0.2	1.9	4	0
		W15-U	Bedroom	0.7			
		W16-L	Bedroom	0.3			
		W16-U	Bedroom	0.7			
Second	R9	W17-L	LKD	0.1	4.4	19	0
		W17-U	LKD	0.2			
		W18-L	LKD	0.1			
		W18-U	LKD	0.6			
		W19-L	LKD	0.5			
		W19-U	LKD	2.4			
		W20-L	LKD	0.1			
		W20-U	LKD	0.4			
Second	R10	W21-L	LKD	0.1	4.5	15	0
		W21-U	LKD	0.6			
		W22-L	LKD	0.5			
		W22-U	LKD	2.6			
		W23-L	LKD	0.1			
		W23-U	LKD	0.5			
		W24-L	LKD	0.0			
		W24-U	LKD	0.1			
Second	R11	W25-L	Bedroom	0.3	1.1	4	0
		W25-U	Bedroom	0.8			
Second	R12	W26-L	Bedroom	0.3	1.0	2	0
		W26-U	Bedroom	0.7			
Second	R13	W27-L	LKD	0.3	1.5	4	0
		W27-U	LKD	1.1			
		W28-L	LKD	0.0			
		W28-U	LKD	0.0			
Second	R14	W29-L	Bedroom	0.3	1.3	1	0
		W29-U	Bedroom	0.9			

Floor	Room ID	Window ID	Room Use	ADF	TOTAL ADF	ROOM TOTAL APSH	ROOM WINTER APSH
Second	R15	W30-L	Bedroom	0.2	0.8	0	0
		W30-U	Bedroom	0.6			
Second	R16	W31-L	Bedroom	0.3	1.3	0	0
		W31-U	Bedroom	1.0			
Second	R17	W32-L	Bedroom	0.3	1.2	0	0
		W32-U	Bedroom	0.9			
Second	R18	W33-L	Bedroom	0.1	6.5	2	0
		W33-U	Bedroom	0.6			
		W34-L	Bedroom	0.8			
		W34-U	Bedroom	4.1			
		W35-L	Bedroom	0.1			
		W35-U	Bedroom	0.7			
Second	R19	W36-L	LKD	0.1	3.9	2	0
		W36-U	LKD	0.3			
		W37-L	LKD	0.4			
		W37-U	LKD	1.9			
		W38-L	LKD	0.1			
		W38-U	LKD	0.4			
		W39-L	LKD	0.0			
		W39-U	LKD	0.1			
		W40-L	LKD	0.1			
		W40-U	LKD	0.2			
		W41-L	LKD	0.1			
		W41-U	LKD	0.2			
		Second	R20	W42-L			
W42-U	LKD			0.9			
W43-L	LKD			0.1			
W43-U	LKD			0.2			
Second	R21	W44-L	Bedroom	0.1	0.7	0	0
		W44-U	Bedroom	0.3			
		W45-L	Bedroom	0.1			
		W45-U	Bedroom	0.2			
Second	R22	W46-L	Bedroom	0.7	4.7	10	2
		W46-U	Bedroom	2.1			
		W47-L	Bedroom	0.3			
		W47-U	Bedroom	1.5			
Second	R23	W48-L	Bedroom	0.3	9.0	26	9
		W48-U	Bedroom	1.5			
		W49-L	Bedroom	0.9			
		W49-U	Bedroom	4.9			
		W50-L	Bedroom	0.2			
		W50-U	Bedroom	1.2			
Second	R24	W51-L	Bedroom	0.2			

Floor	Room ID	Window ID	Room Use	ADF	TOTAL ADF	ROOM TOTAL APSH	ROOM WINTER APSH
		W51-U	Bedroom	1.1			
		W52-L	Bedroom	0.9			
		W52-U	Bedroom	5.0			
		W53-L	Bedroom	0.3			
		W53-U	Bedroom	1.7	9.3	35	11
Second	R25	W54-L	LKD	0.3			
		W54-U	LKD	1.2			
		W55-L	LKD	0.6			
		W55-U	LKD	2.1			
		W56-L	LKD	0.1			
		W56-U	LKD	0.4	4.6	53	14
Second	R26	W57-L	Bedroom	0.3			
		W57-U	Bedroom	0.8			
		W58-L	Bedroom	0.3			
		W58-U	Bedroom	0.8	2.3	10	10
Second	R27	W59-L	LKD	0.5			
		W59-U	LKD	2.6			
		W60-L	LKD	0.1			
		W60-U	LKD	0.3	3.6	54	13
Second	R28	W61-L	Bedroom	0.3			
		W61-U	Bedroom	0.8	1.1	9	9
Second	R29	W62-L	Bedroom	0.2			
		W62-U	Bedroom	0.6	0.8	8	8
Second	R30	W63-L	LKD	0.5			
		W63-U	LKD	1.7			
		W64-L	LKD	0.1			
		W64-U	LKD	0.4	2.7	42	12
Second	R31	W65-L	Bedroom	0.2			
		W65-U	Bedroom	0.7	0.9	8	8
Second	R32	W66-L	Bedroom	1.4			
		W66-U	Bedroom	7.1	8.5	56	16
Second	R33	W67-L	Bedroom	0.6			
		W67-U	Bedroom	2.0	2.6	17	17
Second	R34	W68-L	Bedroom	0.6			
		W68-U	Bedroom	2.1	2.7	17	17
Second	R35	W69-L	LKD	0.1			
		W69-U	LKD	0.2			
		W70-L	LKD	0.4			
		W70-U	LKD	1.5			
		W71-L	LKD	0.4			
		W71-U	LKD	1.5			
		W72-L	LKD	0.4			



Floor	Room ID	Window ID	Room Use	ADF	TOTAL ADF	ROOM TOTAL APSH	ROOM WINTER APSH
		W72-U	LKD	1.3	5.8	68	23
Second	R36	W73-L	Bedroom	0.9			
		W73-U	Bedroom	3.0	3.9	31	11
Second	R37	W74-L	Bedroom	0.5			
		W74-U	Bedroom	1.4	1.9	11	5
Second	R38	W75-L	Bedroom	0.6			
		W75-U	Bedroom	1.6	2.1	13	6
Second	R39	W76-L	LKD	0.1			
		W76-U	LKD	0.2			
		W77-L	LKD	0.3			
		W77-U	LKD	1.1	1.7	32	13
Second	R40	W78-L	Bedroom	0.3			
		W78-U	Bedroom	0.6	0.8	7	1
Second	R41	W79-L	Bedroom	0.3			
		W79-U	Bedroom	0.8	1.1	9	2
Second	R42	W80-L	LKD	0.1			
		W80-U	LKD	0.3			
		W81-L	LKD	0.1			
		W81-U	LKD	0.7			
		W82-L	LKD	0.5			
		W82-U	LKD	2.6			
		W83-L	LKD	0.1			
		W83-U	LKD	0.5	5.1	46	15
Second	R43	W84-L	LKD	0.1			
		W84-U	LKD	0.6			
		W85-L	LKD	0.5			
		W85-U	LKD	2.5			
		W86-L	LKD	0.1			
		W86-U	LKD	0.6			
		W87-L	LKD	0.1			
		W87-U	LKD	0.3	4.8	42	14
Second	R44	W88-L	Bedroom	0.3			
		W88-U	Bedroom	0.5			
		W89-L	Bedroom	0.3			
		W89-U	Bedroom	0.6	1.6	8	0
Second	R45	W90-L	Bedroom	0.6			
		W90-U	Bedroom	2.2	2.8	24	6
Second	R46	W91-L	Bedroom	0.2			
		W91-U	Bedroom	0.4			
		W92-L	Bedroom	0.2			
		W92-U	Bedroom	0.4	1.2	8	0

Floor	Room ID	Window ID	Room Use	ADF	TOTAL ADF	ROOM TOTAL APSH	ROOM WINTER APSH
Second	R47	W93-L	LKD	0.1	5.7	42	12
		W93-U	LKD	0.3			
		W94-L	LKD	0.1			
		W94-U	LKD	0.8			
		W95-L	LKD	0.6			
		W95-U	LKD	3.0			
		W96-L	LKD	0.1			
		W96-U	LKD	0.7			
Second	R48	W97-L	Bedroom	0.2	7.0	42	12
		W97-U	Bedroom	0.8			
		W98-L	Bedroom	0.8			
		W98-U	Bedroom	4.0			
		W99-L	Bedroom	0.2			
		W99-U	Bedroom	1.1			
Second	R49	W100-L	Bedroom	0.3	0.8	6	0
		W100-U	Bedroom	0.6			
Second	R50	W101-L	Bedroom	0.2	0.7	7	0
		W101-U	Bedroom	0.5			
Second	R51	W102-L	LKD	0.1	7.1	34	6
		W102-U	LKD	0.2			
		W103-L	LKD	0.3			
		W103-U	LKD	1.1			
		W104-L	LKD	0.3			
		W104-U	LKD	1.1			
		W105-L	LKD	0.1			
		W105-U	LKD	0.5			
		W106-L	LKD	0.5			
		W106-U	LKD	2.5			
		W107-L	LKD	0.1			
		W107-U	LKD	0.4			
		Third	R1	W1-L			
W1-U	LKD			1.5			
W2-L	LKD			0.1			
W2-U	LKD			0.2			
W108-L	LKD			0.1			
W108-U	LKD			0.5			
W109-L	LKD			0.4			
W109-U	LKD			2.5			
W110-L	LKD			0.1			
W110-U	LKD			0.5			
W111-L	LKD			0.2			
W111-U	LKD			1.0			
Third	R2	W3-L	Bedroom	0.3	1.2	7	0
		W3-U	Bedroom	0.9			
Third	R3	W4-L	Bedroom	0.3	1.3	2	0
		W4-U	Bedroom	0.9			

Floor	Room ID	Window ID	Room Use	ADF	TOTAL ADF	ROOM TOTAL APSH	ROOM WINTER APSH
Third	R4	W5-L	Bedroom	0.2	7.5	27	5
		W5-U	Bedroom	1.0			
		W6-L	Bedroom	0.8			
		W6-U	Bedroom	4.6			
		W7-L	Bedroom	0.1			
		W7-U	Bedroom	0.9			
Third	R5	W8-L	LKD	0.1	6.6	29	4
		W8-U	LKD	0.7			
		W9-L	LKD	0.6			
		W9-U	LKD	3.8			
		W10-L	LKD	0.1			
		W10-U	LKD	0.8			
		W11-L	LKD	0.1			
		W11-U	LKD	0.3			
Third	R6	W12-L	Bedroom	0.2	1.7	5	0
		W12-U	Bedroom	0.6			
		W13-L	Bedroom	0.2			
		W13-U	Bedroom	0.6			
Third	R7	W14-L	Bedroom	0.7	3.7	15	1
		W14-U	Bedroom	3.0			
Third	R8	W15-L	Bedroom	0.3	2.1	7	0
		W15-U	Bedroom	0.8			
		W16-L	Bedroom	0.3			
		W16-U	Bedroom	0.8			
Third	R9	W17-L	LKD	0.1	4.8	22	1
		W17-U	LKD	0.3			
		W18-L	LKD	0.1			
		W18-U	LKD	0.6			
		W19-L	LKD	0.5			
		W19-U	LKD	2.7			
		W20-L	LKD	0.1			
		W20-U	LKD	0.5			
Third	R10	W21-L	LKD	0.1	4.9	21	0
		W21-U	LKD	0.6			
		W22-L	LKD	0.5			
		W22-U	LKD	2.9			
		W23-L	LKD	0.1			
		W23-U	LKD	0.5			
		W24-L	LKD	0.0			
		W24-U	LKD	0.1			
Third	R11	W25-L	Bedroom	0.3	1.2	6	0
		W25-U	Bedroom	0.9			
Third	R12	W26-L	Bedroom	0.3	1.1	3	0
		W26-U	Bedroom	0.9			

Floor	Room ID	Window ID	Room Use	ADF	TOTAL ADF	ROOM TOTAL APSH	ROOM WINTER APSH
Third	R13	W27-L	LKD	0.3	1.8	5	0
		W27-U	LKD	1.5			
		W28-L	LKD	0.0			
		W28-U	LKD	0.0			
Third	R14	W29-L	Bedroom	0.3	1.4	1	0
		W29-U	Bedroom	1.1			
Third	R15	W30-L	Bedroom	0.2	0.8	0	0
		W30-U	Bedroom	0.6			
Third	R16	W31-L	Bedroom	0.3	1.4	0	0
		W31-U	Bedroom	1.1			
Third	R17	W32-L	Bedroom	0.3	1.3	0	0
		W32-U	Bedroom	1.0			
Third	R18	W33-L	Bedroom	0.1	7.1	3	0
		W33-U	Bedroom	0.7			
		W34-L	Bedroom	0.8			
		W34-U	Bedroom	4.6			
		W35-L	Bedroom	0.1			
		W35-U	Bedroom	0.8			
Third	R19	W36-L	LKD	0.1	4.3	2	0
		W36-U	LKD	0.4			
		W37-L	LKD	0.4			
		W37-U	LKD	2.2			
		W38-L	LKD	0.1			
		W38-U	LKD	0.5			
		W39-L	LKD	0.0			
		W39-U	LKD	0.1			
		W40-L	LKD	0.1			
		W40-U	LKD	0.2			
		W41-L	LKD	0.1			
		W41-U	LKD	0.2			
		Third	R20	W42-L			
W42-U	LKD			1.4			
W45-L	LKD			0.1			
W45-U	LKD			0.2			
Third	R21	W43-L	Bedroom	0.2	0.9	0	0
		W43-U	Bedroom	0.3			
		W44-L	Bedroom	0.2			
		W44-U	Bedroom	0.3			
Third	R22	W46-L	Bedroom	0.7	6.0	12	2
		W46-U	Bedroom	3.2			
		W47-L	Bedroom	0.4			
		W47-U	Bedroom	1.7			



Floor	Room ID	Window ID	Room Use	ADF	TOTAL ADF	ROOM TOTAL APSH	ROOM WINTER APSH
Third	R23	W48-L	Bedroom	0.3	10.0	29	10
		W48-U	Bedroom	1.7			
		W49-L	Bedroom	0.9			
		W49-U	Bedroom	5.6			
		W50-L	Bedroom	0.2			
		W50-U	Bedroom	1.3			
Third	R24	W51-L	Bedroom	0.2	10.2	37	12
		W51-U	Bedroom	1.2			
		W52-L	Bedroom	1.0			
		W52-U	Bedroom	5.7			
		W53-L	Bedroom	0.3			
		W53-U	Bedroom	1.8			
Third	R25	W54-L	LKD	0.3	5.5	67	20
		W54-U	LKD	1.3			
		W55-L	LKD	0.7			
		W55-U	LKD	2.8			
		W56-L	LKD	0.1			
		W56-U	LKD	0.4			
Third	R26	W57-L	Bedroom	0.3	2.8	16	16
		W57-U	Bedroom	1.1			
		W58-L	Bedroom	0.3			
		W58-U	Bedroom	1.0			
Third	R27	W59-L	LKD	0.5	3.3	59	18
		W59-U	LKD	2.4			
		W60-L	LKD	0.1			
		W60-U	LKD	0.3			
Third	R28	W61-L	Bedroom	0.3	1.4	12	12
		W61-U	Bedroom	1.0			
Third	R29	W62-L	Bedroom	0.2	1.0	12	12
		W62-U	Bedroom	0.7			
Third	R30	W63-L	LKD	0.5	3.4	57	19
		W63-U	LKD	2.3			
		W64-L	LKD	0.1			
		W64-U	LKD	0.5			
Third	R31	W66-L	Bedroom	0.3	1.1	13	13
		W66-U	Bedroom	0.8			
Third	R32	W65-L	Bedroom	1.4	7.6	59	19
		W65-U	Bedroom	6.2			
Third	R33	W67-L	Bedroom	0.6	2.7	19	19
		W67-U	Bedroom	2.1			
Third	R34	W68-L	Bedroom	0.7	2.8	20	20
		W68-U	Bedroom	2.2			

Floor	Room ID	Window ID	Room Use	ADF	TOTAL ADF	ROOM TOTAL APSH	ROOM WINTER APSH
Third	R35	W69-L	LKD	0.1	7.1	77	26
		W69-U	LKD	0.2			
		W70-L	LKD	0.4			
		W70-U	LKD	1.9			
		W71-L	LKD	0.4			
		W71-U	LKD	1.9			
		W72-L	LKD	0.4			
		W72-U	LKD	1.7			
Third	R36	W73-L	Bedroom	0.9	4.8	35	12
		W73-U	Bedroom	3.9			
Third	R37	W74-L	Bedroom	0.5	2.0	11	5
		W74-U	Bedroom	1.5			
Third	R38	W75-L	Bedroom	0.6	2.3	13	6
		W75-U	Bedroom	1.7			
Third	R39	W76-L	LKD	0.1	2.0	36	13
		W76-U	LKD	0.2			
		W77-L	LKD	0.3			
		W77-U	LKD	1.4			
Third	R40	W78-L	Bedroom	0.3	0.9	7	1
		W78-U	Bedroom	0.7			
Third	R41	W79-L	Bedroom	0.3	1.2	9	2
		W79-U	Bedroom	0.9			
Third	R42	W80-L	LKD	0.1	5.3	49	15
		W80-U	LKD	0.3			
		W81-L	LKD	0.1			
		W81-U	LKD	0.7			
		W82-L	LKD	0.5			
		W82-U	LKD	2.9			
		W83-L	LKD	0.1			
		W83-U	LKD	0.6			
Third	R43	W84-L	LKD	0.1	4.7	45	14
		W84-U	LKD	0.5			
		W85-L	LKD	0.4			
		W85-U	LKD	2.6			
		W86-L	LKD	0.1			
		W86-U	LKD	0.6			
		W87-L	LKD	0.1			
		W87-U	LKD	0.3			
Third	R44	W88-L	Bedroom	0.3	1.9	9	1
		W88-U	Bedroom	0.6			
		W89-L	Bedroom	0.3			
		W89-U	Bedroom	0.7			

Floor	Room ID	Window ID	Room Use	ADF	TOTAL ADF	ROOM TOTAL APSH	ROOM WINTER APSH
Third	R45	W90-L	Bedroom	0.7	3.5	31	7
		W90-U	Bedroom	2.8			
Third	R46	W91-L	Bedroom	0.2	1.4	9	1
		W91-U	Bedroom	0.5			
		W92-L	Bedroom	0.2			
		W92-U	Bedroom	0.5			
Third	R47	W93-L	LKD	0.1	6.1	48	13
		W93-U	LKD	0.3			
		W94-L	LKD	0.1			
		W94-U	LKD	0.8			
		W95-L	LKD	0.6			
		W95-U	LKD	3.3			
		W96-L	LKD	0.1			
		W96-U	LKD	0.7			
Third	R48	W97-L	Bedroom	0.1	7.3	44	13
		W97-U	Bedroom	0.9			
		W98-L	Bedroom	0.7			
		W98-U	Bedroom	4.3			
		W99-L	Bedroom	0.2			
		W99-U	Bedroom	1.1			
Third	R49	W100-L	Bedroom	0.3	1.0	8	0
		W100-U	Bedroom	0.7			
Third	R50	W101-L	Bedroom	0.3	0.9	6	0
		W101-U	Bedroom	0.6			
Third	R51	W102-L	LKD	0.1	7.6	38	6
		W102-U	LKD	0.2			
		W103-L	LKD	0.3			
		W103-U	LKD	1.4			
		W104-L	LKD	0.3			
		W104-U	LKD	1.1			
		W105-L	LKD	0.1			
		W105-U	LKD	0.6			
		W106-L	LKD	0.5			
		W106-U	LKD	2.6			
		W107-L	LKD	0.1			
		W107-U	LKD	0.4			
Fourth	R1	W1-L	LKD	0.4			
		W1-U	LKD	1.5			
		W2-L	LKD	0.1			
		W2-U	LKD	0.3			
		W106-L	LKD	0.1			
		W106-U	LKD	0.5			
		W107-L	LKD	0.5			
		W107-U	LKD	2.7			
		W108-L	LKD	0.1			
		W108-U	LKD	0.6			

Floor	Room ID	Window ID	Room Use	ADF	TOTAL ADF	ROOM TOTAL APSH	ROOM WINTER APSH
		W109-L	LKD	0.3			
		W109-U	LKD	1.1	8.0	41	4
Fourth	R2	W3-L	Bedroom	0.4			
		W3-U	Bedroom	1.3	1.6	12	1
Fourth	R3	W4-L	Bedroom	0.4			
		W4-U	Bedroom	1.3	1.6	5	0
Fourth	R4	W5-L	Bedroom	0.2			
		W5-U	Bedroom	1.1			
		W6-L	Bedroom	0.8			
		W6-U	Bedroom	5.0			
		W7-L	Bedroom	0.2			
		W7-U	Bedroom	0.9	8.2	31	6
Fourth	R5	W8-L	LKD	0.1			
		W8-U	LKD	0.8			
		W9-L	LKD	0.7			
		W9-U	LKD	4.2			
		W10-L	LKD	0.2			
		W10-U	LKD	0.9			
		W11-L	LKD	0.1			
		W11-U	LKD	0.5	7.4	35	7
Fourth	R6	W12-L	Bedroom	0.3			
		W12-U	Bedroom	1.0			
		W13-L	Bedroom	0.3			
		W13-U	Bedroom	1.0	2.6	13	1
Fourth	R7	W14-L	Bedroom	0.8			
		W14-U	Bedroom	3.2	3.9	27	3
Fourth	R8	W15-L	Bedroom	0.3			
		W15-U	Bedroom	1.1			
		W16-L	Bedroom	0.3			
		W16-U	Bedroom	1.2	3.0	13	1
Fourth	R9	W17-L	LKD	0.1			
		W17-U	LKD	0.4			
		W18-L	LKD	0.1			
		W18-U	LKD	0.7			
		W19-L	LKD	0.5			
		W19-U	LKD	3.0			
		W20-L	LKD	0.1			
		W20-U	LKD	0.5	5.4	28	3
Fourth	R10	W21-L	LKD	0.1			
		W21-U	LKD	0.6			
		W22-L	LKD	0.5			
		W22-U	LKD	3.3			
		W23-L	LKD	0.1			
		W23-U	LKD	0.6			



Floor	Room ID	Window ID	Room Use	ADF	TOTAL ADF	ROOM TOTAL APSH	ROOM WINTER APSH
		W24-L	LKD	0.1			
		W24-U	LKD	0.3	5.6	28	0
Fourth	R11	W25-L	Bedroom	0.5			
		W25-U	Bedroom	1.7	2.1	10	0
Fourth	R12	W26-L	Bedroom	0.3			
		W26-U	Bedroom	1.2	1.6	4	0
Fourth	R13	W27-L	LKD	0.4			
		W27-U	LKD	1.5			
		W28-L	LKD	0.0			
		W28-U	LKD	0.1	2.1	8	0
Fourth	R14	W29-L	Bedroom	0.4			
		W29-U	Bedroom	1.5	1.9	2	0
Fourth	R15	W30-L	Bedroom	0.2			
		W30-U	Bedroom	0.8	1.1	0	0
Fourth	R16	W31-L	Bedroom	0.4			
		W31-U	Bedroom	1.4	1.8	0	0
Fourth	R17	W32-L	Bedroom	0.4			
		W32-U	Bedroom	1.2	1.6	0	0
Fourth	R18	W33-L	Bedroom	0.1			
		W33-U	Bedroom	0.8			
		W34-L	Bedroom	0.8			
		W34-U	Bedroom	5.0			
		W35-L	Bedroom	0.2			
		W35-U	Bedroom	0.9	8.0	4	0
Fourth	R19	W36-L	LKD	0.1			
		W36-U	LKD	0.4			
		W37-L	LKD	0.4			
		W37-U	LKD	2.4			
		W38-L	LKD	0.1			
		W38-U	LKD	0.5			
		W39-L	LKD	0.1			
		W39-U	LKD	0.3			
		W40-L	LKD	0.1			
		W40-U	LKD	0.3			
		W41-L	LKD	0.1			
		W41-U	LKD	0.3	5.1	6	0
Fourth	R20	W42-L	LKD	0.4			
		W42-U	LKD	1.6			
		W45-L	LKD	0.1			
		W45-U	LKD	0.3	2.4	2	0
Fourth	R21	W43-L	Bedroom	0.2			
		W43-U	Bedroom	0.8			

Floor	Room ID	Window ID	Room Use	ADF	TOTAL ADF	ROOM TOTAL APSH	ROOM WINTER APSH
		W44-L	Bedroom	0.2			
		W44-U	Bedroom	0.8	2.1	0	0
Fourth	R22	W46-L	Bedroom	0.8			
		W46-U	Bedroom	3.6			
		W47-L	Bedroom	0.5			
		W47-U	Bedroom	2.1	7.0	18	3
Fourth	R23	W48-L	Bedroom	0.3			
		W48-U	Bedroom	1.8			
		W49-L	Bedroom	1.1			
		W49-U	Bedroom	6.3			
		W50-L	Bedroom	0.2			
		W50-U	Bedroom	1.4	11.1	32	11
Fourth	R24	W51-L	Bedroom	0.2			
		W51-U	Bedroom	1.3			
		W52-L	Bedroom	1.1			
		W52-U	Bedroom	6.4			
		W53-L	Bedroom	0.3			
		W53-U	Bedroom	1.9	11.3	42	15
Fourth	R25	W54-L	LKD	0.3			
		W54-U	LKD	1.5			
		W55-L	LKD	0.7			
		W55-U	LKD	3.0			
		W56-L	LKD	0.1			
		W56-U	LKD	0.6	6.3	82	27
Fourth	R26	W57-L	Bedroom	0.4			
		W57-U	Bedroom	1.5			
		W58-L	Bedroom	0.4			
		W58-U	Bedroom	1.5	3.8	34	25
Fourth	R27	W59-L	LKD	0.6			
		W59-U	LKD	3.7			
		W60-L	LKD	0.1			
		W60-U	LKD	0.5	4.8	83	28
Fourth	R28	W61-L	Bedroom	0.4			
		W61-U	Bedroom	1.6	2.0	28	21
Fourth	R29	W62-L	Bedroom	0.3			
		W62-U	Bedroom	1.1	1.4	28	21
Fourth	R30	W63-L	LKD	0.6			
		W63-U	LKD	2.4			
		W64-L	LKD	0.2			
		W64-U	LKD	0.6	3.8	81	27
Fourth	R31	W65-L	Bedroom	0.3			
		W65-U	Bedroom	1.2	1.5	27	20

Floor	Room ID	Window ID	Room Use	ADF	TOTAL ADF	ROOM TOTAL APSH	ROOM WINTER APSH
Fourth	R32	W66-L	Bedroom	1.5	10.7	82	27
		W66-U	Bedroom	9.1			
Fourth	R33	W67-L	Bedroom	0.7	3.3	28	21
		W67-U	Bedroom	2.5			
Fourth	R34	W68-L	Bedroom	0.8	3.4	27	20
		W68-U	Bedroom	2.7			
Fourth	R35	W69-L	LKD	0.1	7.2	86	28
		W69-U	LKD	0.3			
		W70-L	LKD	0.5			
		W70-U	LKD	1.9			
		W71-L	LKD	0.5			
		W71-U	LKD	1.9			
		W72-L	LKD	0.4			
		W72-U	LKD	1.7			
Fourth	R36	W73-L	Bedroom	1.0	4.9	45	16
		W73-U	Bedroom	3.9			
Fourth	R37	W74-L	Bedroom	0.6	2.7	23	8
		W74-U	Bedroom	2.1			
Fourth	R38	W75-L	Bedroom	0.7	3.0	27	11
		W75-U	Bedroom	2.3			
Fourth	R39	W76-L	LKD	0.1	2.1	46	16
		W76-U	LKD	0.3			
		W77-L	LKD	0.3			
		W77-U	LKD	1.4			
Fourth	R40	W78-L	Bedroom	0.3	1.4	17	2
		W78-U	Bedroom	1.1			
Fourth	R41	W79-L	Bedroom	0.4	1.7	23	9
		W79-U	Bedroom	1.3			
Fourth	R42	W80-L	LKD	0.1	5.7	52	16
		W80-U	LKD	0.4			
		W81-L	LKD	0.1			
		W81-U	LKD	0.8			
		W82-L	LKD	0.5			
		W82-U	LKD	3.1			
		W83-L	LKD	0.1			
		W83-U	LKD	0.6			
Fourth	R43	W84-L	LKD	0.1	0.7		
		W84-U	LKD	0.6			
		W85-L	LKD	0.5			
		W85-U	LKD	3.0			
		W86-L	LKD	0.1			
		W86-U	LKD	0.7			

Floor	Room ID	Window ID	Room Use	ADF	TOTAL ADF	ROOM TOTAL APSH	ROOM WINTER APSH
		W87-L	LKD	0.1			
		W87-U	LKD	0.4	5.5	48	14
Fourth	R44	W88-L	Bedroom	0.3			
		W88-U	Bedroom	1.1			
		W89-L	Bedroom	0.3			
		W89-U	Bedroom	1.1	2.9	22	6
Fourth	R45	W90-L	Bedroom	0.7			
		W90-U	Bedroom	2.9	3.7	43	13
Fourth	R46	W91-L	Bedroom	0.3			
		W91-U	Bedroom	0.8			
		W92-L	Bedroom	0.3			
		W92-U	Bedroom	0.8	2.2	23	7
Fourth	R47	W93-L	LKD	0.1			
		W93-U	LKD	0.4			
		W94-L	LKD	0.1			
		W94-U	LKD	0.9			
		W95-L	LKD	0.6			
		W95-U	LKD	3.5			
		W110-L	LKD	0.1			
		W110-U	LKD	0.7	6.5	52	15
Fourth	R48	W96-L	Bedroom	0.2			
		W96-U	Bedroom	0.9			
		W97-L	Bedroom	0.8			
		W97-U	Bedroom	4.6			
		W111-L	Bedroom	0.2			
		W111-U	Bedroom	1.2	7.8	49	15
Fourth	R49	W98-L	Bedroom	0.3			
		W98-U	Bedroom	1.1	1.4	15	0
Fourth	R50	W99-L	Bedroom	0.3			
		W99-U	Bedroom	1.0	1.3	20	5
Fourth	R51	W100-L	LKD	0.1			
		W100-U	LKD	0.2			
		W101-L	LKD	0.3			
		W101-U	LKD	1.4			
		W102-L	LKD	0.3			
		W102-U	LKD	1.2			
		W103-L	LKD	0.1			
		W103-U	LKD	0.6			
		W104-L	LKD	0.5			
		W104-U	LKD	2.7			
		W105-L	LKD	0.1			
		W105-U	LKD	0.4	8.0	50	14
Fifth	R1	W1-L	LKD	0.4			
		W1-U	LKD	1.7			

Floor	Room ID	Window ID	Room Use	ADF	TOTAL ADF	ROOM TOTAL APSH	ROOM WINTER APSH
		W2-L	LKD	0.1			
		W2-U	LKD	0.2			
		W108-L	LKD	0.1			
		W108-U	LKD	0.5			
		W109-L	LKD	0.5			
		W109-U	LKD	2.7			
		W110-L	LKD	0.1			
		W110-U	LKD	0.6			
		W111-L	LKD	0.3			
		W111-U	LKD	1.1	8.3	37	4
Fifth	R2	W3-L	Bedroom	0.4			
		W3-U	Bedroom	1.2	1.5	11	0
Fifth	R3	W4-L	Bedroom	0.4			
		W4-U	Bedroom	1.2	1.6	5	0
Fifth	R4	W5-L	Bedroom	0.2			
		W5-U	Bedroom	1.2			
		W6-L	Bedroom	0.9			
		W6-U	Bedroom	5.4			
		W7-L	Bedroom	0.2			
		W7-U	Bedroom	1.0	8.9	38	8
Fifth	R5	W8-L	LKD	0.1			
		W8-U	LKD	0.9			
		W9-L	LKD	0.8			
		W9-U	LKD	4.5			
		W10-L	LKD	0.2			
		W10-U	LKD	0.9			
		W11-L	LKD	0.1			
		W11-U	LKD	0.4	7.9	37	7
Fifth	R6	W12-L	Bedroom	0.3			
		W12-U	Bedroom	0.8			
		W13-L	Bedroom	0.3			
		W13-U	Bedroom	0.9	2.2	11	0
Fifth	R7	W14-L	Bedroom	0.8			
		W14-U	Bedroom	3.5	4.4	22	2
Fifth	R8	W15-L	Bedroom	0.3			
		W15-U	Bedroom	1.1			
		W16-L	Bedroom	0.3			
		W16-U	Bedroom	1.1	2.8	11	0
Fifth	R9	W17-L	LKD	0.1			
		W17-U	LKD	0.3			
		W18-L	LKD	0.1			
		W18-U	LKD	0.7			
		W19-L	LKD	0.6			
		W19-U	LKD	3.3			
		W20-L	LKD	0.1			



Floor	Room ID	Window ID	Room Use	ADF	TOTAL ADF	ROOM TOTAL APSH	ROOM WINTER APSH
		W20-U	LKD	0.6	5.8	34	4
Fifth	R10	W21-L	LKD	0.1			
		W21-U	LKD	0.7			
		W22-L	LKD	0.6			
		W22-U	LKD	3.5			
		W23-L	LKD	0.1			
		W23-U	LKD	0.7			
		W24-L	LKD	0.1			
		W24-U	LKD	0.2	6.0	33	3
Fifth	R11	W25-L	Bedroom	0.4			
		W25-U	Bedroom	1.2	1.6	11	0
Fifth	R12	W26-L	Bedroom	0.3			
		W26-U	Bedroom	1.1	1.5	8	0
Fifth	R13	W27-L	LKD	0.4			
		W27-U	LKD	1.8			
		W28-L	LKD	0.0			
		W28-U	LKD	0.0	2.2	13	0
Fifth	R14	W29-L	Bedroom	0.4			
		W29-U	Bedroom	1.4	1.8	5	0
Fifth	R15	W30-L	Bedroom	0.2			
		W30-U	Bedroom	0.8	1.0	0	0
Fifth	R16	W31-L	Bedroom	0.4			
		W31-U	Bedroom	1.3	1.7	0	0
Fifth	R17	W32-L	Bedroom	0.3			
		W32-U	Bedroom	1.1	1.5	0	0
Fifth	R18	W33-L	Bedroom	0.2			
		W33-U	Bedroom	1.0			
		W34-L	Bedroom	0.9			
		W34-U	Bedroom	5.5			
		W35-L	Bedroom	0.2			
		W35-U	Bedroom	1.1	8.9	5	0
Fifth	R19	W36-L	LKD	0.1			
		W36-U	LKD	0.5			
		W37-L	LKD	0.4			
		W37-U	LKD	2.7			
		W38-L	LKD	0.1			
		W38-U	LKD	0.6			
		W39-L	LKD	0.1			
		W39-U	LKD	0.2			
		W40-L	LKD	0.1			
		W40-U	LKD	0.3			
		W41-L	LKD	0.1			
		W41-U	LKD	0.3	5.6	7	0

Floor	Room ID	Window ID	Room Use	ADF	TOTAL ADF	ROOM TOTAL APSH	ROOM WINTER APSH
Fifth	R20	W42-L	LKD	0.4	2.8	1	0
		W42-U	LKD	2.0			
		W45-L	LKD	0.1			
		W45-U	LKD	0.3			
Fifth	R21	W43-L	Bedroom	0.3	2.3	0	0
		W43-U	Bedroom	0.9			
		W44-L	Bedroom	0.3			
		W44-U	Bedroom	0.9			
Fifth	R22	W46-L	Bedroom	1.0	8.0	18	2
		W46-U	Bedroom	4.4			
		W47-L	Bedroom	0.5			
		W47-U	Bedroom	2.2			
Fifth	R23	W48-L	Bedroom	0.3	12.4	40	12
		W48-U	Bedroom	1.9			
		W49-L	Bedroom	1.2			
		W49-U	Bedroom	7.1			
		W50-L	Bedroom	0.3			
		W50-U	Bedroom	1.6			
Fifth	R24	W51-L	Bedroom	0.2	12.4	46	16
		W51-U	Bedroom	1.5			
		W52-L	Bedroom	1.2			
		W52-U	Bedroom	7.2			
		W53-L	Bedroom	0.3			
		W53-U	Bedroom	2.0			
Fifth	R25	W54-L	LKD	0.3	6.6	77	28
		W54-U	LKD	1.6			
		W55-L	LKD	0.8			
		W55-U	LKD	3.3			
		W56-L	LKD	0.1			
		W56-U	LKD	0.5			
Fifth	R26	W57-L	Bedroom	0.4	3.6	20	20
		W57-U	Bedroom	1.4			
		W58-L	Bedroom	0.4			
		W58-U	Bedroom	1.4			
Fifth	R27	W59-L	LKD	0.7	4.0	69	28
		W59-U	LKD	2.9			
		W60-L	LKD	0.1			
		W60-U	LKD	0.4			
Fifth	R28	W61-L	Bedroom	0.4	1.9	18	18
		W61-U	Bedroom	1.5			
Fifth	R29	W62-L	Bedroom	0.3	1.3	18	18
		W62-U	Bedroom	1.0			

Floor	Room ID	Window ID	Room Use	ADF	TOTAL ADF	ROOM TOTAL APSH	ROOM WINTER APSH
Fifth	R30	W63-L	LKD	0.6	4.1	64	26
		W63-U	LKD	2.7			
		W64-L	LKD	0.2			
		W64-U	LKD	0.6			
Fifth	R31	W65-L	Bedroom	0.3	1.4	17	17
		W65-U	Bedroom	1.1			
Fifth	R32	W66-L	Bedroom	1.6	8.6	66	26
		W66-U	Bedroom	7.0			
Fifth	R33	W67-L	Bedroom	0.7	3.0	21	21
		W67-U	Bedroom	2.3			
Fifth	R34	W68-L	Bedroom	0.7	3.1	22	22
		W68-U	Bedroom	2.4			
Fifth	R35	W69-L	LKD	0.1	7.6	83	29
		W69-U	LKD	0.3			
		W70-L	LKD	0.5			
		W70-U	LKD	2.0			
		W71-L	LKD	0.5			
		W71-U	LKD	2.0			
		W72-L	LKD	0.4			
		W72-U	LKD	1.9			
Fifth	R36	W73-L	Bedroom	1.0	5.3	43	13
		W73-U	Bedroom	4.3			
Fifth	R37	W74-L	Bedroom	0.6	2.5	17	6
		W74-U	Bedroom	1.9			
Fifth	R38	W75-L	Bedroom	0.7	2.7	18	7
		W75-U	Bedroom	2.1			
Fifth	R39	W76-L	LKD	0.1	2.2	45	14
		W76-U	LKD	0.3			
		W77-L	LKD	0.4			
		W77-U	LKD	1.5			
Fifth	R40	W78-L	Bedroom	0.3	1.3	14	1
		W78-U	Bedroom	1.0			
Fifth	R41	W79-L	Bedroom	0.4	1.6	13	3
		W79-U	Bedroom	1.2			
Fifth	R42	W80-L	LKD	0.1	3.3		
		W80-U	LKD	0.3			
		W81-L	LKD	0.1			
		W81-U	LKD	0.8			
		W82-L	LKD	0.6			
		W82-U	LKD	3.3			
		W83-L	LKD	0.1			

Floor	Room ID	Window ID	Room Use	ADF	TOTAL ADF	ROOM TOTAL APSH	ROOM WINTER APSH
		W83-U	LKD	0.7	6.0	58	17
Fifth	R43	W84-L	LKD	0.1			
		W84-U	LKD	0.7			
		W85-L	LKD	0.5			
		W85-U	LKD	3.2			
		W86-L	LKD	0.1			
		W86-U	LKD	0.7			
		W87-L	LKD	0.1			
		W87-U	LKD	0.3	5.7	55	15
Fifth	R44	W88-L	Bedroom	0.3			
		W88-U	Bedroom	1.0			
		W89-L	Bedroom	0.3			
		W89-U	Bedroom	1.0	2.7	15	2
Fifth	R45	W90-L	Bedroom	0.8			
		W90-U	Bedroom	3.2	4.0	40	9
Fifth	R46	W91-L	Bedroom	0.2			
		W91-U	Bedroom	0.8			
		W92-L	Bedroom	0.2			
		W92-U	Bedroom	0.8	2.0	15	3
Fifth	R47	W93-L	LKD	0.1			
		W93-U	LKD	0.4			
		W94-L	LKD	0.2			
		W94-U	LKD	0.9			
		W95-L	LKD	0.6			
		W95-U	LKD	3.8			
		W96-L	LKD	0.1			
		W96-U	LKD	0.8	6.9	58	16
Fifth	R48	W97-L	Bedroom	0.2			
		W97-U	Bedroom	1.0			
		W98-L	Bedroom	0.8			
		W98-U	Bedroom	4.9			
		W99-L	Bedroom	0.2			
		W99-U	Bedroom	1.2	8.3	58	16
Fifth	R49	W100-L	Bedroom	0.3			
		W100-U	Bedroom	1.0	1.3	13	0
Fifth	R50	W101-L	Bedroom	0.3			
		W101-U	Bedroom	0.9	1.2	12	3
Fifth	R51	W102-L	LKD	0.1			
		W102-U	LKD	0.2			
		W103-L	LKD	0.4			
		W103-U	LKD	1.6			
		W104-L	LKD	0.3			
		W104-U	LKD	1.2			
		W105-L	LKD	0.1			

Floor	Room ID	Window ID	Room Use	ADF	TOTAL ADF	ROOM TOTAL APSH	ROOM WINTER APSH
		W105-U	LKD	0.6			
		W106-L	LKD	0.5			
		W106-U	LKD	2.8			
		W107-L	LKD	0.1			
		W107-U	LKD	0.5	8.3	47	13
Sixth	R1	W1-L	LKD	0.5			
		W1-U	LKD	2.0			
		W2-L	LKD	0.1			
		W2-U	LKD	0.3			
		W82-L	LKD	0.5			
		W82-U	LKD	2.1			
		W83-L	LKD	0.3			
		W83-U	LKD	1.3	7.0	31	6
Sixth	R2	W4-L	Bedroom	0.4			
		W4-U	Bedroom	1.3	1.7	12	1
Sixth	R3	W5-L	Bedroom	0.4			
		W5-U	Bedroom	1.3	1.7	5	0
Sixth	R4	W6-L	Bedroom	1.1			
		W6-U	Bedroom	4.8	5.9	24	4
Sixth	R5	W7-L	LKD	0.9			
		W7-U	LKD	3.8			
		W8-L	LKD	0.1			
		W8-U	LKD	0.5	5.4	26	6
Sixth	R6	W9-L	Bedroom	0.3			
		W9-U	Bedroom	1.1			
		W10-L	Bedroom	0.3			
		W10-U	Bedroom	1.1	2.8	12	1
Sixth	R7	W11-L	Bedroom	0.9			
		W11-U	Bedroom	3.8	4.7	23	3
Sixth	R8	W12-L	Bedroom	0.4			
		W12-U	Bedroom	1.2			
		W13-L	Bedroom	0.4			
		W13-U	Bedroom	1.3	3.2	12	1
Sixth	R9	W14-L	LKD	0.1			
		W14-U	LKD	0.4			
		W15-L	LKD	0.6			
		W15-U	LKD	2.7	3.8	23	3
Sixth	R10	W16-L	LKD	0.7			
		W16-U	LKD	2.9			
		W17-L	LKD	0.1			
		W17-U	LKD	0.3	4.0	24	4
Sixth	R11	W18-L	Bedroom	0.4			



Floor	Room ID	Window ID	Room Use	ADF	TOTAL ADF	ROOM TOTAL APSH	ROOM WINTER APSH
		W18-U	Bedroom	1.4	1.8	11	0
Sixth	R12	W19-L	Bedroom	0.4			
		W19-U	Bedroom	1.3	1.7	8	0
Sixth	R13	W20-L	LKD	0.4			
		W20-U	LKD	1.9			
		W21-L	LKD	0.0			
		W21-U	LKD	0.1	2.5	18	0
Sixth	R14	W22-L	Bedroom	0.4			
		W22-U	Bedroom	1.6	2.0	5	0
Sixth	R15	W23-L	Bedroom	0.3			
		W23-U	Bedroom	0.9	1.1	0	0
Sixth	R16	W24-L	Bedroom	0.4			
		W24-U	Bedroom	1.5	2.0	0	0
Sixth	R17	W25-L	Bedroom	0.4			
		W25-U	Bedroom	1.3	1.7	0	0
Sixth	R18	W26-L	Bedroom	1.2			
		W26-U	Bedroom	5.0	6.2	1	0
Sixth	R19	W27-L	LKD	0.5			
		W27-U	LKD	2.2			
		W28-L	LKD	0.1			
		W28-U	LKD	0.3			
		W29-L	LKD	0.1			
		W29-U	LKD	0.4			
		W30-L	LKD	0.1			
		W30-U	LKD	0.4	4.2	2	0
Sixth	R20	W31-L	LKD	0.5			
		W31-U	LKD	2.2			
		W34-L	LKD	0.1			
		W34-U	LKD	0.3	3.1	2	0
Sixth	R21	W32-L	Bedroom	0.3			
		W32-U	Bedroom	1.1			
		W33-L	Bedroom	0.3			
		W33-U	Bedroom	1.1	2.9	0	0
Sixth	R22	W35-L	Bedroom	1.1			
		W35-U	Bedroom	4.8			
		W36-L	Bedroom	0.5			
		W36-U	Bedroom	2.4	8.8	24	3
Sixth	R23	W37-L	Bedroom	1.4			
		W37-U	Bedroom	5.9	7.3	32	7
Sixth	R24	W38-L	Bedroom	1.5			

Floor	Room ID	Window ID	Room Use	ADF	TOTAL ADF	ROOM TOTAL APSH	ROOM WINTER APSH
		W38-U	Bedroom	6.5	8.0	32	7
Sixth	R25	W39-L	LKD	0.4			
		W39-U	LKD	1.6			
		W40-L	LKD	0.8			
		W40-U	LKD	3.3			
		W41-L	LKD	0.1			
		W41-U	LKD	0.5	6.7	81	28
Sixth	R26	W42-L	Bedroom	0.4			
		W42-U	Bedroom	1.5			
		W43-L	Bedroom	0.4			
		W43-U	Bedroom	1.5	3.9	20	20
Sixth	R27	W44-L	LKD	0.5			
		W44-U	LKD	2.0			
		W45-L	LKD	0.1			
		W45-U	LKD	0.4	3.0	65	28
Sixth	R28	W46-L	Bedroom	0.5			
		W46-U	Bedroom	1.6	2.1	18	18
Sixth	R29	W47-L	Bedroom	0.3			
		W47-U	Bedroom	1.1	1.4	18	18
Sixth	R30	W48-L	LKD	0.7			
		W48-U	LKD	2.8			
		W49-L	LKD	0.2			
		W49-U	LKD	0.6	4.2	64	26
Sixth	R31	W50-L	Bedroom	0.4			
		W50-U	Bedroom	1.3	1.6	17	17
Sixth	R32	W51-L	Bedroom	1.1			
		W51-U	Bedroom	4.9	6.0	60	26
Sixth	R33	W52-L	Bedroom	0.7			
		W52-U	Bedroom	2.4	3.1	21	21
Sixth	R34	W53-L	Bedroom	0.7			
		W53-U	Bedroom	2.5	3.3	22	22
Sixth	R35	W54-L	LKD	0.1			
		W54-U	LKD	0.3			
		W55-L	LKD	0.5			
		W55-U	LKD	2.0			
		W56-L	LKD	0.5			
		W56-U	LKD	2.0			
		W57-L	LKD	0.4			
		W57-U	LKD	1.9	7.6	86	30
Sixth	R36	W58-L	Bedroom	1.0			
		W58-U	Bedroom	4.3	5.4	45	13

Floor	Room ID	Window ID	Room Use	ADF	TOTAL ADF	ROOM TOTAL APSH	ROOM WINTER APSH
Sixth	R37	W59-L	Bedroom	0.7	3.0	23	8
		W59-U	Bedroom	2.3			
Sixth	R38	W60-L	LKD	0.1	2.3	46	14
		W60-U	LKD	0.3			
		W61-L	LKD	0.4			
		W61-U	LKD	1.6			
Sixth	R39	W62-L	Bedroom	0.3	1.5	17	2
		W62-U	Bedroom	1.2			
Sixth	R40	W63-L	Bedroom	0.4	1.8	16	4
		W63-U	Bedroom	1.4			
Sixth	R41	W64-L	LKD	0.1	3.8	45	13
		W64-U	LKD	0.4			
		W65-L	LKD	0.6			
		W65-U	LKD	2.7			
Sixth	R42	W66-L	LKD	0.6	3.7	44	12
		W66-U	LKD	2.6			
		W67-L	LKD	0.1			
		W67-U	LKD	0.4			
Sixth	R43	W68-L	Bedroom	0.4	3.4	20	4
		W68-U	Bedroom	1.3			
		W69-L	Bedroom	0.4			
		W69-U	Bedroom	1.3			
Sixth	R44	W70-L	Bedroom	0.8	4.2	43	11
		W70-U	Bedroom	3.4			
Sixth	R45	W71-L	Bedroom	0.3	2.4	20	4
		W71-U	Bedroom	0.9			
		W72-L	Bedroom	0.3			
		W72-U	Bedroom	0.9			
Sixth	R46	W73-L	LKD	0.1	4.5	47	14
		W73-U	LKD	0.5			
		W74-L	LKD	0.7			
		W74-U	LKD	3.2			
Sixth	R47	W75-L	Bedroom	1.0	5.3	45	12
		W75-U	Bedroom	4.3			
Sixth	R48	W76-L	Bedroom	0.3	1.5	16	1
		W76-U	Bedroom	1.2			
Sixth	R49	W77-L	Bedroom	0.3	1.5	15	4
		W77-U	Bedroom	1.1			
Sixth	R50	W78-L	LKD	0.1			

Floor	Room ID	Window ID	Room Use	ADF	TOTAL ADF	ROOM TOTAL APSH	ROOM WINTER APSH
		W78-U	LKD	0.3			
		W79-L	LKD	0.4			
		W79-U	LKD	1.8			
		W80-L	LKD	0.3			
		W80-U	LKD	1.3			
		W81-L	LKD	0.5			
		W81-U	LKD	2.2	6.9	46	13
Sixth	R51	W84-L	Bedroom	0.6			
		W84-U	Bedroom	2.1	2.8	20	6
Seventh	R1	W1-L	LKD	0.2			
		W1-U	LKD	1.1			
		W2-L	LKD	0.5			
		W2-U	LKD	2.3	4.1	71	25
Seventh	R2	W3-L	Bedroom	0.3			
		W3-U	Bedroom	2.2	2.5	54	24
Seventh	R3	W4-L	LKD	0.7			
		W4-U	LKD	3.1	3.8	67	22
Seventh	R4	W5-L	LKD	0.5			
		W5-U	LKD	2.4			
		W6-L	LKD	0.5			
		W6-U	LKD	2.2	5.6	73	26
Seventh	R5	W7-L	Bedroom	0.4			
		W7-U	Bedroom	2.4	2.7	54	24
Seventh	R6	W8-L	Bedroom	0.8			
		W8-U	Bedroom	3.6	4.4	53	20
Seventh	R7	W9-L	LKD	0.2			
		W9-U	LKD	0.9			
		W10-L	LKD	0.2			
		W10-U	LKD	0.9			
		W11-L	LKD	0.2			
		W11-U	LKD	0.8			
		W12-L	LKD	0.2			
		W12-U	LKD	0.8	4.1	79	28
Seventh	R8	W13-L	Bedroom	0.4			
		W13-U	Bedroom	2.0	2.4	31	5
Seventh	R9	W14-L	LKD	0.2			
		W14-U	LKD	0.9			
		W15-L	LKD	0.4			
		W15-U	LKD	2.1	3.6	54	15
Seventh	R10	W16-L	LKD	0.6			
		W16-U	LKD	2.8	3.4	52	14

Floor	Room ID	Window ID	Room Use	ADF	TOTAL ADF	ROOM TOTAL APSH	ROOM WINTER APSH																																																																																																																																																																																				
Seventh	R11	W17-L	Bedroom	0.3	1.8	31	5																																																																																																																																																																																				
		W17-U	Bedroom	1.5				Seventh	R12	W18-L	Bedroom	0.4	2.1	35	7	W18-U	Bedroom	1.7	Seventh	R13	W19-L	LKD	0.4	5.4	54	15	W19-U	LKD	2.2	W20-L	LKD	0.4	W20-U	LKD	2.3	Seventh	R14	W21-L	LKD	0.5	2.7	53	15	W21-U	LKD	2.3	Seventh	R15	W22-L	Bedroom	0.5	2.6	32	6	W22-U	Bedroom	2.1	Seventh	R16	W23-L	Bedroom	0.4	2.3	34	6	W23-U	Bedroom	1.9	Seventh	R17	W24-L	LKD	0.1	3.3	42	8	W24-U	LKD	0.7	W25-L	LKD	0.1	W25-U	LKD	0.7	W26-L	LKD	0.1	W26-U	LKD	0.7	W27-L	LKD	0.1	W27-U	LKD	0.7	Seventh	R18	W28-L	Bedroom	0.4	2.5	18	2	W28-U	Bedroom	2.1	Seventh	R19	W29-L	Bedroom	0.5	3.4	18	2	W29-U	Bedroom	2.9	Seventh	R20	W30-L	Bedroom	0.4	2.5	16	2	W30-U	Bedroom	2.1	Seventh	R21	W31-L	Bedroom	0.5	3.1	10	0	W31-U	Bedroom	2.5	Seventh	R22	W32-L	LKD	0.5	2.9	30	5	W32-U	LKD	2.4	Seventh	R23	W33-L	LKD	0.4	5.5	30	5	W33-U	LKD	2.3	W34-L	LKD	0.4	W34-U	LKD	2.3	Seventh	R24	W35-L	Bedroom	0.3	1.9	16	2	W35-U	Bedroom	1.6	Seventh	R25	W36-L	Bedroom	0.3		
Seventh	R12	W18-L	Bedroom	0.4	2.1	35	7																																																																																																																																																																																				
		W18-U	Bedroom	1.7				Seventh	R13	W19-L	LKD	0.4	5.4	54	15	W19-U	LKD	2.2			W20-L	LKD	0.4				W20-U	LKD	2.3	Seventh	R14	W21-L	LKD	0.5	2.7	53	15	W21-U	LKD	2.3	Seventh	R15	W22-L	Bedroom	0.5	2.6	32	6	W22-U	Bedroom	2.1	Seventh	R16	W23-L	Bedroom	0.4	2.3	34	6	W23-U	Bedroom	1.9	Seventh	R17	W24-L	LKD	0.1	3.3			42	8	W24-U				LKD	0.7	W25-L	LKD	0.1	W25-U	LKD	0.7	W26-L	LKD	0.1	W26-U	LKD	0.7	W27-L	LKD	0.1	W27-U	LKD	0.7	Seventh	R18	W28-L	Bedroom	0.4	2.5	18	2	W28-U	Bedroom	2.1	Seventh	R19	W29-L	Bedroom	0.5	3.4	18	2	W29-U	Bedroom	2.9	Seventh	R20	W30-L	Bedroom	0.4	2.5	16	2	W30-U	Bedroom	2.1	Seventh	R21	W31-L	Bedroom	0.5	3.1	10	0	W31-U	Bedroom	2.5	Seventh	R22	W32-L	LKD	0.5	2.9	30	5	W32-U	LKD	2.4	Seventh			R23	W33-L	LKD				0.4	5.5	30	5	W33-U	LKD	2.3	W34-L	LKD	0.4	W34-U	LKD	2.3	Seventh	R24	W35-L	Bedroom	0.3	1.9	16	2	W35-U	Bedroom	1.6	Seventh	R25	W36-L
Seventh	R13	W19-L	LKD	0.4	5.4	54	15																																																																																																																																																																																				
		W19-U	LKD	2.2																																																																																																																																																																																							
		W20-L	LKD	0.4																																																																																																																																																																																							
		W20-U	LKD	2.3																																																																																																																																																																																							
Seventh	R14	W21-L	LKD	0.5	2.7	53	15																																																																																																																																																																																				
		W21-U	LKD	2.3																																																																																																																																																																																							
Seventh	R15	W22-L	Bedroom	0.5	2.6	32	6																																																																																																																																																																																				
		W22-U	Bedroom	2.1																																																																																																																																																																																							
Seventh	R16	W23-L	Bedroom	0.4	2.3	34	6																																																																																																																																																																																				
		W23-U	Bedroom	1.9																																																																																																																																																																																							
Seventh	R17	W24-L	LKD	0.1	3.3	42	8																																																																																																																																																																																				
		W24-U	LKD	0.7																																																																																																																																																																																							
		W25-L	LKD	0.1																																																																																																																																																																																							
		W25-U	LKD	0.7																																																																																																																																																																																							
		W26-L	LKD	0.1																																																																																																																																																																																							
		W26-U	LKD	0.7																																																																																																																																																																																							
		W27-L	LKD	0.1																																																																																																																																																																																							
		W27-U	LKD	0.7																																																																																																																																																																																							
Seventh	R18	W28-L	Bedroom	0.4	2.5	18	2																																																																																																																																																																																				
		W28-U	Bedroom	2.1																																																																																																																																																																																							
Seventh	R19	W29-L	Bedroom	0.5	3.4	18	2																																																																																																																																																																																				
		W29-U	Bedroom	2.9																																																																																																																																																																																							
Seventh	R20	W30-L	Bedroom	0.4	2.5	16	2																																																																																																																																																																																				
		W30-U	Bedroom	2.1																																																																																																																																																																																							
Seventh	R21	W31-L	Bedroom	0.5	3.1	10	0																																																																																																																																																																																				
		W31-U	Bedroom	2.5																																																																																																																																																																																							
Seventh	R22	W32-L	LKD	0.5	2.9	30	5																																																																																																																																																																																				
		W32-U	LKD	2.4																																																																																																																																																																																							
Seventh	R23	W33-L	LKD	0.4	5.5	30	5																																																																																																																																																																																				
		W33-U	LKD	2.3																																																																																																																																																																																							
		W34-L	LKD	0.4																																																																																																																																																																																							
		W34-U	LKD	2.3																																																																																																																																																																																							
Seventh	R24	W35-L	Bedroom	0.3	1.9	16	2																																																																																																																																																																																				
		W35-U	Bedroom	1.6																																																																																																																																																																																							
Seventh	R25	W36-L	Bedroom	0.3																																																																																																																																																																																							



Floor	Room ID	Window ID	Room Use	ADF	TOTAL ADF	ROOM TOTAL APSH	ROOM WINTER APSH
		W36-U	Bedroom	1.7	2.0	10	0
Seventh	R26	W37-L	LKD	0.6			
		W37-U	LKD	2.8	3.4	29	4
Seventh	R27	W38-L	Bedroom	0.8			
		W38-U	Bedroom	4.2	5.0	27	2
Seventh	R28	W39-L	Bedroom	0.4			
		W39-U	Bedroom	2.0	2.3	14	0
Seventh	R29	W40-L	Bedroom	0.4			
		W40-U	Bedroom	2.0	2.3	0	0
Seventh	R30	W41-L	Bedroom	0.6			
		W41-U	Bedroom	3.2	3.9	0	0
Seventh	R31	W42-L	LKD	0.2			
		W42-U	LKD	0.9			
		W43-L	LKD	0.2			
		W43-U	LKD	0.8	2.1	0	0
Seventh	R32	W44-L	Bedroom	0.4			
		W44-U	Bedroom	1.8	2.2	0	0
Seventh	R33	W45-L	Bedroom	0.6			
		W45-U	Bedroom	3.3	4.0	0	0
Seventh	R34	W46-L	Bedroom	0.9			
		W46-U	Bedroom	4.8	5.8	1	0
Seventh	R35	W47-L	LKD	0.4			
		W47-U	LKD	2.0			
		W48-L	LKD	0.2			
		W48-U	LKD	0.9			
		W49-L	LKD	0.2			
		W49-U	LKD	0.8	4.4	24	4
Seventh	R36	W50-L	Bedroom	0.5			
		W50-U	Bedroom	2.4	3.0	21	2
Eighth	R1	W1-L	Bedroom	0.6			
		W1-U	Bedroom	2.4	3.0	43	21
Eighth	R2	W2-L	Bedroom	0.6			
		W2-U	Bedroom	2.3	2.9	34	7
B3							
Ground	R1	W1-L	LKD	0.2			
		W1-U	LKD	0.9	1.1	5	0
Ground	R2	W2-L	Bedroom	0.2			

Floor	Room ID	Window ID	Room Use	ADF	TOTAL ADF	ROOM TOTAL APSH	ROOM WINTER APSH
		W2-U	Bedroom	1.9	2.1	7	0
Ground	R3	W3-L	Bedroom	0.2			
		W3-U	Bedroom	2.1	2.3	7	0
Ground	R4	W4-L	LKD	0.4			
		W4-U	LKD	1.0	1.4	6	1
Ground	R5	W5-L	Bedroom	0.2			
		W5-U	Bedroom	1.7	1.9	8	0
Ground	R6	W6-L	Bedroom	0.2			
		W6-U	Bedroom	1.8	2.0	9	0
Ground	R7	W7-L	LKD	0.4			
		W7-U	LKD	1.6	2.0	14	1
Ground	R8	W8-L	Bedroom	0.2			
		W8-U	Bedroom	2.2	2.4	11	0
Ground	R9	W9-L	LKD	0.4			
		W9-U	LKD	1.5			
		W10-L	LKD	0.3			
		W10-U	LKD	1.4	3.6	18	1
Ground	R10	W11-L	Bedroom	0.2			
		W11-U	Bedroom	2.0	2.2	0	0
Ground	R11	W12-L	LKD	0.2			
		W12-U	LKD	0.4			
		W13-L	LKD	0.2			
		W13-U	LKD	0.5	1.2	6	0
Ground	R12	W14-L	Bedroom	0.8			
		W14-U	Bedroom	3.5	4.3	4	0
Ground	R13	W15-L	Bedroom	0.7			
		W15-U	Bedroom	3.1	3.7	8	1
First	R1	W1-L	LKD	0.3			
		W1-U	LKD	1.4			
		W65-L	LKD	0.0			
		W65-U	LKD	0.1			
		W66-L	LKD	0.0			
		W66-U	LKD	0.2			
		W67-L	LKD	0.1			
		W67-U	LKD	0.4			
		W68-L	LKD	0.0			
		W68-U	LKD	0.2	2.7	10	0
First	R2	W2-L	Bedroom	0.3			
		W2-U	Bedroom	0.4	0.7	0	0

Floor	Room ID	Window ID	Room Use	ADF	TOTAL ADF	ROOM TOTAL APSH	ROOM WINTER APSH
First	R3	W3-L	Bedroom	0.0	2.1	12	0
		W3-U	Bedroom	0.0			
		W4-L	Bedroom	0.4			
		W4-U	Bedroom	1.7			
First	R4	W5-L	Bedroom	0.3	0.6	0	0
		W5-U	Bedroom	0.4			
First	R5	W6-L	Bedroom	0.3	0.3	0	0
		W6-U	Bedroom	0.0			
First	R6	W7-L	LKD	0.0	4.1	26	3
		W7-U	LKD	0.1			
		W8-L	LKD	0.1			
		W8-U	LKD	0.5			
		W9-L	LKD	0.1			
		W9-U	LKD	0.6			
		W10-L	LKD	0.2			
		W10-U	LKD	1.1			
		W11-L	LKD	0.1			
		W11-U	LKD	0.6			
		W12-L	LKD	0.1			
		W12-U	LKD	0.5			
First	R7	W13-L	LKD	0.1	4.0	27	5
		W13-U	LKD	0.4			
		W14-L	LKD	0.1			
		W14-U	LKD	0.6			
		W15-L	LKD	0.2			
		W15-U	LKD	1.0			
		W16-L	LKD	0.1			
		W16-U	LKD	0.6			
		W17-L	LKD	0.1			
		W17-U	LKD	0.6			
		W18-L	LKD	0.1			
		W18-U	LKD	0.2			
First	R8	W19-L	Bedroom	0.4	1.2	1	0
		W19-U	Bedroom	0.8			
First	R9	W20-L	Bedroom	0.4	1.1	2	0
		W20-U	Bedroom	0.8			
First	R10	W21-L	Bedroom	0.7	3.7	20	3
		W21-U	Bedroom	3.0			
First	R11	W22-L	Bedroom	0.4	1.3	3	0
		W22-U	Bedroom	0.9			
First	R12	W23-L	LKD	0.4			
		W23-U	LKD	1.6			
		W24-L	LKD	0.1			
		W24-U	LKD	0.4			

Floor	Room ID	Window ID	Room Use	ADF	TOTAL ADF	ROOM TOTAL APSH	ROOM WINTER APSH
		W25-L	LKD	0.1			
		W25-U	LKD	0.8			
		W26-L	LKD	0.1			
		W26-U	LKD	0.3			
		W27-L	LKD	0.1			
		W27-U	LKD	0.3	4.2	25	2
First	R13	W28-L	Bedroom	0.2			
		W28-U	Bedroom	0.7	0.9	0	0
First	R14	W29-L	Bedroom	0.1			
		W29-U	Bedroom	0.3	0.5	0	0
First	R15	W30-L	LKD	0.1			
		W30-U	LKD	0.1			
		W31-L	LKD	0.1			
		W31-U	LKD	0.5			
		W32-L	LKD	0.2			
		W32-U	LKD	1.0			
		W33-L	LKD	0.1			
		W33-U	LKD	0.5			
		W34-L	LKD	0.6			
		W34-U	LKD	2.5	5.6	22	1
First	R16	W35-L	Bedroom	0.6			
		W35-U	Bedroom	1.9	2.5	7	0
First	R17	W36-L	Bedroom	1.0			
		W36-U	Bedroom	4.4	5.4	20	1
First	R18	W37-L	Bedroom	0.5			
		W37-U	Bedroom	1.7	2.2	9	0
First	R19	W38-L	Bedroom	0.7			
		W38-U	Bedroom	2.2	3.0	7	0
First	R20	W39-L	LKD	0.1			
		W39-U	LKD	0.4			
		W40-L	LKD	0.1			
		W40-U	LKD	0.8			
		W41-L	LKD	0.1			
		W41-U	LKD	0.8			
		W42-L	LKD	0.3			
		W42-U	LKD	1.5			
		W43-L	LKD	0.1			
		W43-U	LKD	0.8			
		W44-L	LKD	0.1			
		W44-U	LKD	0.5	5.8	23	3
First	R21	W45-L	LKD	0.1			
		W45-U	LKD	0.7			
		W46-L	LKD	0.1			
		W46-U	LKD	0.8			

Floor	Room ID	Window ID	Room Use	ADF	TOTAL ADF	ROOM TOTAL APSH	ROOM WINTER APSH
		W47-L	LKD	0.3			
		W47-U	LKD	1.5			
		W48-L	LKD	0.1			
		W48-U	LKD	0.8			
		W49-L	LKD	0.1			
		W49-U	LKD	0.6			
		W50-L	LKD	0.1			
		W50-U	LKD	0.1	5.4	28	3
First	R22	W51-L	Bedroom	0.5			
		W51-U	Bedroom	1.5	2.0	7	0
First	R23	W52-L	Bedroom	0.4			
		W52-U	Bedroom	1.3	1.7	5	0
First	R24	W53-L	LKD	0.5			
		W53-U	LKD	2.2			
		W54-L	LKD	0.1			
		W54-U	LKD	0.3	3.1	7	0
First	R25	W55-L	Bedroom	0.3			
		W55-U	Bedroom	0.8	1.1	1	0
First	R26	W56-L	Bedroom	0.4			
		W56-U	Bedroom	1.1	1.5	0	0
First	R27	W57-L	LKD	0.1			
		W57-U	LKD	0.3			
		W58-L	LKD	0.3			
		W58-U	LKD	1.5			
		W59-L	LKD	0.1			
		W59-U	LKD	0.3			
		W60-L	LKD	0.1			
		W60-U	LKD	0.6			
		W61-L	LKD	0.1			
		W61-U	LKD	0.3			
		W62-L	LKD	0.0			
		W62-U	LKD	0.0	3.7	20	4
First	R28	W63-L	Bedroom	0.0			
		W63-U	Bedroom	0.0	0.0	0	0
First	R29	W64-L	Bedroom	0.1			
		W64-U	Bedroom	0.1	0.2	0	0
Second	R1	W1-L	LKD	0.3			
		W1-U	LKD	1.2			
		W65-L	LKD	0.1			
		W65-U	LKD	0.1			
		W66-L	LKD	0.0			
		W66-U	LKD	0.2			
		W67-L	LKD	0.1			
		W67-U	LKD	0.4			

Floor	Room ID	Window ID	Room Use	ADF	TOTAL ADF	ROOM TOTAL APSH	ROOM WINTER APSH
		W68-L	LKD	0.0			
		W68-U	LKD	0.2	2.7	18	0
Second	R2	W2-L	Bedroom	0.3			
		W2-U	Bedroom	0.7	1.0	1	0
Second	R3	W3-L	Bedroom	0.1			
		W3-U	Bedroom	0.1			
		W4-L	Bedroom	0.4			
		W4-U	Bedroom	1.5	2.1	13	0
Second	R4	W5-L	Bedroom	0.3			
		W5-U	Bedroom	0.6	0.9	2	0
Second	R5	W6-L	Bedroom	0.3			
		W6-U	Bedroom	0.4	0.8	3	0
Second	R6	W7-L	LKD	0.1			
		W7-U	LKD	0.2			
		W8-L	LKD	0.1			
		W8-U	LKD	0.6			
		W9-L	LKD	0.1			
		W9-U	LKD	0.7			
		W10-L	LKD	0.2			
		W10-U	LKD	1.2			
		W11-L	LKD	0.1			
		W11-U	LKD	0.7			
		W12-L	LKD	0.1			
		W12-U	LKD	0.6	4.6	34	6
Second	R7	W13-L	LKD	0.1			
		W13-U	LKD	0.5			
		W14-L	LKD	0.1			
		W14-U	LKD	0.6			
		W15-L	LKD	0.2			
		W15-U	LKD	1.1			
		W16-L	LKD	0.1			
		W16-U	LKD	0.6			
		W17-L	LKD	0.1			
		W17-U	LKD	0.6			
		W18-L	LKD	0.1			
		W18-U	LKD	0.3	4.3	32	6
Second	R8	W19-L	Bedroom	0.5			
		W19-U	Bedroom	1.1	1.6	2	0
Second	R9	W20-L	Bedroom	0.4			
		W20-U	Bedroom	1.0	1.4	4	0
Second	R10	W21-L	Bedroom	0.7			
		W21-U	Bedroom	2.7	3.4	23	3
Second	R11	W22-L	Bedroom	0.4			



Floor	Room ID	Window ID	Room Use	ADF	TOTAL ADF	ROOM TOTAL APSH	ROOM WINTER APSH
		W22-U	Bedroom	1.1	1.5	6	0
Second	R12	W23-L	LKD	0.4			
		W23-U	LKD	1.5			
		W24-L	LKD	0.1			
		W24-U	LKD	0.4			
		W25-L	LKD	0.2			
		W25-U	LKD	0.8			
		W26-L	LKD	0.1			
		W26-U	LKD	0.3			
		W27-L	LKD	0.1			
		W27-U	LKD	0.4	4.1	27	3
Second	R13	W28-L	Bedroom	0.3			
		W28-U	Bedroom	0.8	1.1	0	0
Second	R14	W29-L	Bedroom	0.3			
		W29-U	Bedroom	0.4	0.6	0	0
Second	R15	W30-L	LKD	0.1			
		W30-U	LKD	0.2			
		W31-L	LKD	0.1			
		W31-U	LKD	0.4			
		W32-L	LKD	0.2			
		W32-U	LKD	0.9			
		W33-L	LKD	0.1			
		W33-U	LKD	0.4			
		W34-L	LKD	0.6			
		W34-U	LKD	2.3	5.3	23	2
Second	R16	W35-L	Bedroom	0.6			
		W35-U	Bedroom	2.1	2.7	8	0
Second	R17	W36-L	Bedroom	1.0			
		W36-U	Bedroom	4.0	5.1	22	2
Second	R18	W37-L	Bedroom	0.6			
		W37-U	Bedroom	2.1	2.7	12	0
Second	R19	W38-L	Bedroom	0.8			
		W38-U	Bedroom	2.8	3.6	10	0
Second	R20	W39-L	LKD	0.1			
		W39-U	LKD	0.4			
		W40-L	LKD	0.1			
		W40-U	LKD	0.8			
		W41-L	LKD	0.2			
		W41-U	LKD	1.0			
		W42-L	LKD	0.3			
		W42-U	LKD	1.7			
		W43-L	LKD	0.2			
		W43-U	LKD	0.9			
		W44-L	LKD	0.1			

Floor	Room ID	Window ID	Room Use	ADF	TOTAL ADF	ROOM TOTAL APSH	ROOM WINTER APSH
		W44-U	LKD	0.6	6.4	28	3
Second	R21	W45-L	LKD	0.1			
		W45-U	LKD	0.7			
		W46-L	LKD	0.2			
		W46-U	LKD	0.9			
		W47-L	LKD	0.3			
		W47-U	LKD	1.7			
		W48-L	LKD	0.2			
		W48-U	LKD	0.9			
		W49-L	LKD	0.1			
		W49-U	LKD	0.7			
		W50-L	LKD	0.1			
		W50-U	LKD	0.2	6.1	31	4
Second	R22	W51-L	Bedroom	0.6			
		W51-U	Bedroom	1.9	2.5	10	0
Second	R23	W52-L	Bedroom	0.5			
		W52-U	Bedroom	1.6	2.1	7	0
Second	R24	W53-L	LKD	0.5			
		W53-U	LKD	2.1			
		W54-L	LKD	0.1			
		W54-U	LKD	0.4	3.1	13	0
Second	R25	W55-L	Bedroom	0.4			
		W55-U	Bedroom	1.1	1.5	3	0
Second	R26	W56-L	Bedroom	0.6			
		W56-U	Bedroom	1.6	2.1	1	0
Second	R27	W57-L	LKD	0.1			
		W57-U	LKD	0.4			
		W58-L	LKD	0.4			
		W58-U	LKD	1.3			
		W59-L	LKD	0.1			
		W59-U	LKD	0.3			
		W60-L	LKD	0.1			
		W60-U	LKD	0.6			
		W61-L	LKD	0.1			
		W61-U	LKD	0.3			
		W62-L	LKD	0.0			
		W62-U	LKD	0.0	3.7	26	4
Second	R28	W63-L	Bedroom	0.0			
		W63-U	Bedroom	0.0	0.0	0	0
Second	R29	W64-L	Bedroom	0.1			
		W64-U	Bedroom	0.2	0.3	1	1
Third	R1	W1-L	LKD	0.4			
		W1-U	LKD	1.6			

Floor	Room ID	Window ID	Room Use	ADF	TOTAL ADF	ROOM TOTAL APSH	ROOM WINTER APSH
		W65-L	LKD	0.1			
		W65-U	LKD	0.1			
		W66-L	LKD	0.1			
		W66-U	LKD	0.3			
		W67-L	LKD	0.1			
		W67-U	LKD	0.6			
		W68-L	LKD	0.1			
		W68-U	LKD	0.3	3.7	32	0
Third	R2	W2-L	Bedroom	0.3			
		W2-U	Bedroom	0.7	1.0	2	0
Third	R3	W3-L	Bedroom	0.1			
		W3-U	Bedroom	0.1			
		W4-L	Bedroom	0.5			
		W4-U	Bedroom	2.1	2.8	20	1
Third	R4	W5-L	Bedroom	0.4			
		W5-U	Bedroom	0.6	1.0	4	0
Third	R5	W6-L	Bedroom	0.4			
		W6-U	Bedroom	0.6	0.9	5	0
Third	R6	W7-L	LKD	0.1			
		W7-U	LKD	0.2			
		W8-L	LKD	0.1			
		W8-U	LKD	0.7			
		W9-L	LKD	0.1			
		W9-U	LKD	0.7			
		W10-L	LKD	0.2			
		W10-U	LKD	1.3			
		W11-L	LKD	0.1			
		W11-U	LKD	0.7			
		W12-L	LKD	0.1			
		W12-U	LKD	0.7	5.0	42	8
Third	R7	W13-L	LKD	0.1			
		W13-U	LKD	0.5			
		W14-L	LKD	0.1			
		W14-U	LKD	0.7			
		W15-L	LKD	0.2			
		W15-U	LKD	1.2			
		W16-L	LKD	0.1			
		W16-U	LKD	0.7			
		W17-L	LKD	0.1			
		W17-U	LKD	0.7			
		W18-L	LKD	0.1			
		W18-U	LKD	0.3	4.7	39	8
Third	R8	W19-L	Bedroom	0.5			
		W19-U	Bedroom	1.1	1.6	6	0
Third	R9	W20-L	Bedroom	0.5			

Floor	Room ID	Window ID	Room Use	ADF	TOTAL ADF	ROOM TOTAL APSH	ROOM WINTER APSH
		W20-U	Bedroom	1.0	1.4	9	0
Third	R10	W21-L	Bedroom	0.8			
		W21-U	Bedroom	3.5	4.2	29	4
Third	R11	W22-L	Bedroom	0.4			
		W22-U	Bedroom	1.1	1.5	7	0
Third	R12	W23-L	LKD	0.4			
		W23-U	LKD	1.9			
		W24-L	LKD	0.1			
		W24-U	LKD	0.5			
		W25-L	LKD	0.2			
		W25-U	LKD	1.1			
		W26-L	LKD	0.1			
		W26-U	LKD	0.5			
		W27-L	LKD	0.1			
		W27-U	LKD	0.4	5.3	32	4
Third	R13	W28-L	Bedroom	0.4			
		W28-U	Bedroom	0.9	1.3	0	0
Third	R14	W29-L	Bedroom	0.3			
		W29-U	Bedroom	0.6	0.9	0	0
Third	R15	W30-L	LKD	0.1			
		W30-U	LKD	0.2			
		W31-L	LKD	0.1			
		W31-U	LKD	0.6			
		W32-L	LKD	0.2			
		W32-U	LKD	1.2			
		W33-L	LKD	0.1			
		W33-U	LKD	0.6			
		W34-L	LKD	0.6			
		W34-U	LKD	2.6	6.3	23	2
Third	R16	W35-L	Bedroom	0.6			
		W35-U	Bedroom	2.0	2.6	9	0
Third	R17	W36-L	Bedroom	1.1			
		W36-U	Bedroom	4.7	5.8	22	2
Third	R18	W37-L	Bedroom	0.6			
		W37-U	Bedroom	2.0	2.6	13	1
Third	R19	W38-L	Bedroom	0.8			
		W38-U	Bedroom	2.7	3.5	12	1
Third	R20	W39-L	LKD	0.1			
		W39-U	LKD	0.4			
		W40-L	LKD	0.1			
		W40-U	LKD	0.9			
		W41-L	LKD	0.2			

Floor	Room ID	Window ID	Room Use	ADF	TOTAL ADF	ROOM TOTAL APSH	ROOM WINTER APSH
		W41-U	LKD	1.0			
		W42-L	LKD	0.3			
		W42-U	LKD	1.8			
		W43-L	LKD	0.2			
		W43-U	LKD	1.0			
		W44-L	LKD	0.1			
		W44-U	LKD	0.7	6.8	35	5
Third	R21	W45-L	LKD	0.1			
		W45-U	LKD	0.8			
		W46-L	LKD	0.2			
		W46-U	LKD	1.0			
		W47-L	LKD	0.3			
		W47-U	LKD	1.8			
		W48-L	LKD	0.2			
		W48-U	LKD	1.0			
		W49-L	LKD	0.1			
		W49-U	LKD	0.8			
		W50-L	LKD	0.1			
		W50-U	LKD	0.2	6.6	36	4
Third	R22	W51-L	Bedroom	0.6			
		W51-U	Bedroom	2.0	2.7	12	0
Third	R23	W52-L	Bedroom	0.5			
		W52-U	Bedroom	1.7	2.2	9	0
Third	R24	W53-L	LKD	0.6			
		W53-U	LKD	2.6			
		W54-L	LKD	0.1			
		W54-U	LKD	0.4	3.8	16	0
Third	R25	W55-L	Bedroom	0.4			
		W55-U	Bedroom	1.2	1.6	5	0
Third	R26	W56-L	Bedroom	0.6			
		W56-U	Bedroom	1.7	2.3	3	0
Third	R27	W57-L	LKD	0.1			
		W57-U	LKD	0.4			
		W58-L	LKD	0.4			
		W58-U	LKD	1.9			
		W59-L	LKD	0.1			
		W59-U	LKD	0.4			
		W60-L	LKD	0.2			
		W60-U	LKD	0.9			
		W61-L	LKD	0.1			
		W61-U	LKD	0.4			
		W62-L	LKD	0.0			
		W62-U	LKD	0.0	4.8	37	5
Third	R28	W63-L	Bedroom	0.1			
		W63-U	Bedroom	0.0	0.1	0	0

Floor	Room ID	Window ID	Room Use	ADF	TOTAL ADF	ROOM TOTAL APSH	ROOM WINTER APSH																																																																																																																																																																					
Third	R29	W64-L	Bedroom	0.1	0.3	1	1																																																																																																																																																																					
		W64-U	Bedroom	0.2				Fourth	R1	W1-L	LKD	0.4	3.6	44	0	W1-U	LKD	1.7	W51-L	LKD	0.1	W51-U	LKD	0.2	W52-L	LKD	0.2	W52-U	LKD	1.0	Fourth	R2	W2-L	Bedroom	0.5	2.7	12	0	W2-U	Bedroom	2.2	Fourth	R3	W3-L	Bedroom	0.1	3.5	37	4	W3-U	Bedroom	0.7	W4-L	Bedroom	0.5	W4-U	Bedroom	2.2	Fourth	R4	W5-L	Bedroom	0.6	3.0	22	1	W5-U	Bedroom	2.4	Fourth	R5	W6-L	LKD	0.2	3.2	49	10	W6-U	LKD	0.8	W7-L	LKD	0.1	W7-U	LKD	0.5	W8-L	LKD	0.1	W8-U	LKD	0.3	W9-L	LKD	0.2	W9-U	LKD	0.7	W10-L	LKD	0.1	W10-U	LKD	0.3	Fourth	R6	W11-L	LKD	0.1	3.3	34	7	W11-U	LKD	0.5	W12-L	LKD	0.2	W12-U	LKD	1.0	W13-L	LKD	0.1	W13-U	LKD	0.5	W14-L	LKD	0.1	W14-U	LKD	0.8	Fourth	R7	W15-L	Bedroom	0.8	4.2	26	2	W15-U	Bedroom	3.4	Fourth	R8	W16-L	Bedroom	0.7	3.8	28	3	W16-U	Bedroom	3.1	Fourth	R9	W17-L	Bedroom	0.8	4.4	35	6	W17-U	Bedroom	3.6	Fourth	R10	W18-L	Bedroom	0.6	3.1
Fourth	R1	W1-L	LKD	0.4	3.6	44	0																																																																																																																																																																					
		W1-U	LKD	1.7																																																																																																																																																																								
		W51-L	LKD	0.1																																																																																																																																																																								
		W51-U	LKD	0.2																																																																																																																																																																								
		W52-L	LKD	0.2																																																																																																																																																																								
		W52-U	LKD	1.0																																																																																																																																																																								
Fourth	R2	W2-L	Bedroom	0.5	2.7	12	0																																																																																																																																																																					
		W2-U	Bedroom	2.2				Fourth	R3	W3-L	Bedroom	0.1	3.5	37	4	W3-U	Bedroom	0.7	W4-L	Bedroom	0.5	W4-U	Bedroom	2.2	Fourth	R4	W5-L	Bedroom	0.6	3.0	22	1	W5-U	Bedroom	2.4	Fourth	R5	W6-L	LKD	0.2	3.2	49	10	W6-U	LKD	0.8	W7-L	LKD	0.1	W7-U	LKD	0.5	W8-L	LKD	0.1	W8-U	LKD	0.3	W9-L	LKD	0.2	W9-U	LKD	0.7	W10-L	LKD	0.1	W10-U	LKD			0.3	Fourth	R6				W11-L	LKD	0.1	3.3	34	7	W11-U	LKD	0.5	W12-L	LKD	0.2	W12-U	LKD	1.0	W13-L	LKD	0.1	W13-U	LKD	0.5	W14-L	LKD	0.1	W14-U	LKD	0.8	Fourth	R7	W15-L	Bedroom	0.8	4.2	26	2	W15-U	Bedroom	3.4	Fourth	R8	W16-L	Bedroom	0.7	3.8	28	3	W16-U	Bedroom	3.1	Fourth	R9	W17-L	Bedroom	0.8	4.4	35	6	W17-U	Bedroom	3.6	Fourth	R10	W18-L	Bedroom	0.6	3.1	22	1	W18-U	Bedroom	2.6																								
Fourth	R3	W3-L	Bedroom	0.1	3.5	37	4																																																																																																																																																																					
		W3-U	Bedroom	0.7																																																																																																																																																																								
		W4-L	Bedroom	0.5																																																																																																																																																																								
		W4-U	Bedroom	2.2																																																																																																																																																																								
Fourth	R4	W5-L	Bedroom	0.6	3.0	22	1																																																																																																																																																																					
		W5-U	Bedroom	2.4																																																																																																																																																																								
Fourth	R5	W6-L	LKD	0.2	3.2	49	10																																																																																																																																																																					
		W6-U	LKD	0.8																																																																																																																																																																								
		W7-L	LKD	0.1																																																																																																																																																																								
		W7-U	LKD	0.5																																																																																																																																																																								
		W8-L	LKD	0.1																																																																																																																																																																								
		W8-U	LKD	0.3																																																																																																																																																																								
		W9-L	LKD	0.2																																																																																																																																																																								
		W9-U	LKD	0.7																																																																																																																																																																								
		W10-L	LKD	0.1																																																																																																																																																																								
		W10-U	LKD	0.3																																																																																																																																																																								
Fourth	R6	W11-L	LKD	0.1	3.3	34	7																																																																																																																																																																					
		W11-U	LKD	0.5																																																																																																																																																																								
		W12-L	LKD	0.2																																																																																																																																																																								
		W12-U	LKD	1.0																																																																																																																																																																								
		W13-L	LKD	0.1																																																																																																																																																																								
		W13-U	LKD	0.5																																																																																																																																																																								
		W14-L	LKD	0.1																																																																																																																																																																								
		W14-U	LKD	0.8																																																																																																																																																																								
Fourth	R7	W15-L	Bedroom	0.8	4.2	26	2																																																																																																																																																																					
		W15-U	Bedroom	3.4																																																																																																																																																																								
Fourth	R8	W16-L	Bedroom	0.7	3.8	28	3																																																																																																																																																																					
		W16-U	Bedroom	3.1																																																																																																																																																																								
Fourth	R9	W17-L	Bedroom	0.8	4.4	35	6																																																																																																																																																																					
		W17-U	Bedroom	3.6																																																																																																																																																																								
Fourth	R10	W18-L	Bedroom	0.6	3.1	22	1																																																																																																																																																																					
		W18-U	Bedroom	2.6																																																																																																																																																																								



Floor	Room ID	Window ID	Room Use	ADF	TOTAL ADF	ROOM TOTAL APSH	ROOM WINTER APSH
Fourth	R11	W19-L	LKD	0.5	4.9	35	4
		W19-U	LKD	2.0			
		W20-L	LKD	0.3			
		W20-U	LKD	1.6			
		W21-L	LKD	0.1			
		W21-U	LKD	0.4			
Fourth	R12	W22-L	Bedroom	0.4	1.9	0	0
		W22-U	Bedroom	1.4			
Fourth	R13	W23-L	Bedroom	0.4	1.7	0	0
		W23-U	Bedroom	1.3			
Fourth	R14	W24-L	LKD	0.1	5.7	25	4
		W24-U	LKD	0.3			
		W25-L	LKD	0.4			
		W25-U	LKD	1.7			
		W26-L	LKD	0.6			
		W26-U	LKD	2.6			
Fourth	R15	W27-L	Bedroom	0.7	3.8	9	0
		W27-U	Bedroom	3.1			
Fourth	R16	W28-L	Bedroom	1.1	5.8	23	3
		W28-U	Bedroom	4.6			
Fourth	R17	W29-L	Bedroom	0.8	4.2	18	2
		W29-U	Bedroom	3.4			
Fourth	R18	W30-L	Bedroom	0.9	4.8	15	2
		W30-U	Bedroom	3.9			
Fourth	R19	W31-L	LKD	0.2	4.5	23	3
		W31-U	LKD	0.8			
		W32-L	LKD	0.2			
		W32-U	LKD	0.7			
		W33-L	LKD	0.3			
		W33-U	LKD	1.4			
		W34-L	LKD	0.2			
		W34-U	LKD	0.7			
Fourth	R20	W35-L	LKD	0.2	4.6	39	5
		W35-U	LKD	0.7			
		W36-L	LKD	0.3			
		W36-U	LKD	1.5			
		W37-L	LKD	0.2			
		W37-U	LKD	0.7			
		W38-L	LKD	0.2			
		W38-U	LKD	0.8			
Fourth	R21	W39-L	Bedroom	0.8	4.1	16	1
		W39-U	Bedroom	3.3			

Floor	Room ID	Window ID	Room Use	ADF	TOTAL ADF	ROOM TOTAL APSH	ROOM WINTER APSH																																																																																																																																																																									
Fourth	R22	W40-L	Bedroom	0.7	3.4	10	0																																																																																																																																																																									
		W40-U	Bedroom	2.7				Fourth	R23	W41-L	LKD	0.6	4.3	20	1	W41-U	LKD	2.7	W42-L	LKD	0.2	W42-U	LKD	0.8	Fourth	R24	W43-L	Bedroom	0.7	3.5	23	1	W43-U	Bedroom	2.8	Fourth	R25	W44-L	Bedroom	0.9	4.7	18	1	W44-U	Bedroom	3.8	Fourth	R26	W45-L	LKD	0.2	5.1	45	6	W45-U	LKD	0.8	W46-L	LKD	0.5	W46-U	LKD	2.0	W47-L	LKD	0.3	W47-U	LKD	1.2	W48-L	LKD	0.1	W48-U	LKD	0.1	Fourth	R27	W49-L	Bedroom	0.2	0.2	0	0	W49-U	Bedroom	0.0	Fourth	R28	W50-L	Bedroom	0.2	0.5	1	1	W50-U	Bedroom	0.3	Fifth	R1	W1-L	LKD	0.5	4.8	58	10	W1-U	LKD	2.3	W33-L	LKD	0.2	W33-U	LKD	0.9	W34-L	LKD	0.1	W34-U	LKD	0.9	Fifth	R2	W2-L	Bedroom	0.6	3.8	26	1	W2-U	Bedroom	3.2	Fifth	R3	W3-L	Bedroom	0.4	2.6	25	1	W3-U	Bedroom	2.2	Fifth	R4	W4-L	LKD	0.5	2.7	42	7	W4-U	LKD	2.2	Fifth	R5	W5-L	Bedroom	0.4	5.0	36	6	W5-U	Bedroom	2.1	W36-L	Bedroom	0.4	W36-U	Bedroom	2.1	Fifth	R6	W6-L	Bedroom	0.2	1.7
Fourth	R23	W41-L	LKD	0.6	4.3	20	1																																																																																																																																																																									
		W41-U	LKD	2.7																																																																																																																																																																												
		W42-L	LKD	0.2																																																																																																																																																																												
		W42-U	LKD	0.8																																																																																																																																																																												
Fourth	R24	W43-L	Bedroom	0.7	3.5	23	1																																																																																																																																																																									
		W43-U	Bedroom	2.8																																																																																																																																																																												
Fourth	R25	W44-L	Bedroom	0.9	4.7	18	1																																																																																																																																																																									
		W44-U	Bedroom	3.8																																																																																																																																																																												
Fourth	R26	W45-L	LKD	0.2	5.1	45	6																																																																																																																																																																									
		W45-U	LKD	0.8																																																																																																																																																																												
		W46-L	LKD	0.5																																																																																																																																																																												
		W46-U	LKD	2.0																																																																																																																																																																												
		W47-L	LKD	0.3																																																																																																																																																																												
		W47-U	LKD	1.2																																																																																																																																																																												
		W48-L	LKD	0.1																																																																																																																																																																												
		W48-U	LKD	0.1																																																																																																																																																																												
Fourth	R27	W49-L	Bedroom	0.2	0.2	0	0																																																																																																																																																																									
		W49-U	Bedroom	0.0																																																																																																																																																																												
Fourth	R28	W50-L	Bedroom	0.2	0.5	1	1																																																																																																																																																																									
		W50-U	Bedroom	0.3																																																																																																																																																																												
Fifth	R1	W1-L	LKD	0.5	4.8	58	10																																																																																																																																																																									
		W1-U	LKD	2.3																																																																																																																																																																												
		W33-L	LKD	0.2																																																																																																																																																																												
		W33-U	LKD	0.9																																																																																																																																																																												
		W34-L	LKD	0.1																																																																																																																																																																												
		W34-U	LKD	0.9																																																																																																																																																																												
Fifth	R2	W2-L	Bedroom	0.6	3.8	26	1																																																																																																																																																																									
		W2-U	Bedroom	3.2																																																																																																																																																																												
Fifth	R3	W3-L	Bedroom	0.4	2.6	25	1																																																																																																																																																																									
		W3-U	Bedroom	2.2																																																																																																																																																																												
Fifth	R4	W4-L	LKD	0.5	2.7	42	7																																																																																																																																																																									
		W4-U	LKD	2.2																																																																																																																																																																												
Fifth	R5	W5-L	Bedroom	0.4	5.0	36	6																																																																																																																																																																									
		W5-U	Bedroom	2.1																																																																																																																																																																												
		W36-L	Bedroom	0.4																																																																																																																																																																												
		W36-U	Bedroom	2.1																																																																																																																																																																												
Fifth	R6	W6-L	Bedroom	0.2	1.7																																																																																																																																																																											
		W6-U	Bedroom	1.7																																																																																																																																																																												

Floor	Room ID	Window ID	Room Use	ADF	TOTAL ADF	ROOM TOTAL APSH	ROOM WINTER APSH
		W37-L	Bedroom	0.3			
		W37-U	Bedroom	1.5	3.7	64	15
Fifth	R7	W7-L	Bedroom	0.2			
		W7-U	Bedroom	1.7			
		W8-L	Bedroom	0.3			
		W8-U	Bedroom	1.5	3.7	28	2
Fifth	R8	W9-L	LKD	0.2			
		W9-U	LKD	1.0			
		W10-L	LKD	0.4			
		W10-U	LKD	2.1	3.6	49	12
Fifth	R9	W11-L	LKD	0.2			
		W11-U	LKD	0.8			
		W12-L	LKD	0.4			
		W12-U	LKD	1.7			
		W13-L	LKD	0.1			
		W13-U	LKD	0.9			
		W14-L	LKD	0.2			
		W14-U	LKD	0.8	5.1	49	12
Fifth	R10	W15-L	Bedroom	0.5			
		W15-U	Bedroom	2.8	3.3	0	0
Fifth	R11	W16-L	Bedroom	0.5			
		W16-U	Bedroom	3.0			
		W17-L	Bedroom	0.5			
		W17-U	Bedroom	3.1	7.1	18	2
Fifth	R12	W18-L	Bedroom	0.6			
		W18-U	Bedroom	3.8	4.4	18	2
Fifth	R13	W19-L	LKD	0.4			
		W19-U	LKD	2.3			
		W20-L	LKD	0.2			
		W20-U	LKD	1.1	4.0	29	4
Fifth	R14	W21-L	Bedroom	0.4			
		W21-U	Bedroom	2.5	2.9	18	2
Fifth	R15	W22-L	Bedroom	0.3			
		W22-U	Bedroom	1.6			
		W23-L	Bedroom	0.2			
		W23-U	Bedroom	2.1	4.2	15	2
Fifth	R16	W24-L	Bedroom	0.3			
		W24-U	Bedroom	3.0			
		W38-L	Bedroom	0.3			
		W38-U	Bedroom	2.3	5.9	49	13
Fifth	R17	W25-L	LKD	0.1			
		W25-U	LKD	0.9			

Floor	Room ID	Window ID	Room Use	ADF	TOTAL ADF	ROOM TOTAL APSH	ROOM WINTER APSH
		W26-L	LKD	0.1			
		W26-U	LKD	0.9			
		W27-L	LKD	0.3			
		W27-U	LKD	1.8	4.2	29	4
Fifth	R18	W28-L	Bedroom	0.4			
		W28-U	Bedroom	2.1	2.5	26	2
Fifth	R19	W29-L	Bedroom	0.5			
		W29-U	Bedroom	3.0	3.5	26	2
Fifth	R20	W30-L	LKD	0.5			
		W30-U	LKD	2.4			
		W31-L	LKD	0.1			
		W31-U	LKD	1.0			
		W32-L	LKD	0.2			
		W32-U	LKD	0.8	4.9	60	11
Fifth	R21	W35-L	Bedroom	0.6			
		W35-U	Bedroom	3.4	4.0	36	6
B4							
First	R1	W1-L	LKD	0.1			
		W1-U	LKD	1.1			
		W2-L	LKD	0.0			
		W2-U	LKD	0.1			
		W3	LKD	0.3			
		W35-L	LKD	0.1			
		W35-U	LKD	0.3			
		W36	LKD	0.6	2.6	31	4
First	R2	W4-L	Bedroom	0.1			
		W4-U	Bedroom	0.2			
		W5	Bedroom	0.5	0.8	1	1
First	R3	W8-L	Bedroom	0.1			
		W8-U	Bedroom	0.3			
		W9	Bedroom	0.6	0.9	8	7
First	R4	W10-L	Bedroom	0.1			
		W10-U	Bedroom	0.3			
		W11	Bedroom	0.6	1.0	10	8
First	R5	W12-L	Bedroom	0.1			
		W12-U	Bedroom	0.4			
		W13	Bedroom	0.8	1.3	11	8
First	R6	W14-L	Bedroom	0.1			
		W14-U	Bedroom	0.4			
		W15	Bedroom	0.7	1.2	10	6
First	R7	W16-L	LKD	0.1			

Floor	Room ID	Window ID	Room Use	ADF	TOTAL ADF	ROOM TOTAL APSH	ROOM WINTER APSH
		W16-U	LKD	2.0			
		W17-L	LKD	0.1			
		W17-U	LKD	0.4			
		W18	LKD	0.6	3.1	1	0
First	R8	W19-L	LKD	0.1			
		W19-U	LKD	0.4			
		W20	LKD	0.6			
		W21-L	LKD	0.1			
		W21-U	LKD	2.1	3.3	1	0
First	R9	W24-L	Bedroom	0.2			
		W24-U	Bedroom	1.0			
		W25	Bedroom	1.6	2.8	1	0
First	R10	W26-L	LKD	0.1			
		W26-U	LKD	2.0			
		W27-L	LKD	0.1			
		W27-U	LKD	0.4			
		W28	LKD	0.6			
		W29-L	LKD	0.1			
		W29-U	LKD	0.3			
		W30	LKD	0.6	4.1	11	1
First	R11	W31-L	Bedroom	0.2			
		W31-U	Bedroom	0.7			
		W32	Bedroom	1.4	2.3	11	1
First	R12	W33-L	Bedroom	0.2			
		W33-U	Bedroom	0.6			
		W34	Bedroom	1.2	2.0	12	1
Second	R1	W1-L	LKD	0.0			
		W1-U	LKD	1.3			
		W2-L	LKD	0.0			
		W2-U	LKD	0.2			
		W3	LKD	0.4			
		W40-L	LKD	0.1			
		W40-U	LKD	0.5			
		W41	LKD	0.6	3.1	40	6
Second	R2	W4-L	Bedroom	0.1			
		W4-U	Bedroom	0.4			
		W5	Bedroom	0.7	1.2	5	3
Second	R3	W6-L	Bedroom	0.1			
		W6-U	Bedroom	0.4			
		W7	Bedroom	0.7	1.2	13	9
Second	R4	W8-L	Bedroom	0.1			
		W8-U	Bedroom	0.5			
		W9	Bedroom	0.7	1.3	15	12

Floor	Room ID	Window ID	Room Use	ADF	TOTAL ADF	ROOM TOTAL AP SH	ROOM WINTER AP SH
Second	R5	W10-L	Bedroom	0.1	1.7	15	11
		W10-U	Bedroom	0.6			
		W11	Bedroom	1.0			
Second	R6	W12-L	Bedroom	0.1	1.5	17	12
		W12-U	Bedroom	0.5			
		W13	Bedroom	0.8			
Second	R7	W14-L	Bedroom	0.1	2.4	40	10
		W14-U	Bedroom	0.5			
		W15	Bedroom	0.8			
		W16-L	Bedroom	0.3			
		W16-U	Bedroom	0.7			
Second	R8	W17-L	Bedroom	0.6	1.9	28	3
		W17-U	Bedroom	1.3			
Second	R9	W18-L	LKD	0.2	3.5	32	5
		W18-U	LKD	0.4			
		W19-L	LKD	0.2			
		W19-U	LKD	0.4			
		W20-L	LKD	0.1			
		W20-U	LKD	0.5			
		W21	LKD	0.6			
		W22	LKD	0.6			
		W23-L	LKD	0.1			
		W23-U	LKD	0.5			
		Second	R10	W24-L			
W24-U	LKD			2.1			
W25	LKD			0.6			
W26-L	LKD			0.1			
W26-U	LKD			0.5			
Second	R11	W27-L	LKD	0.1	3.5	1	0
		W27-U	LKD	0.5			
		W28	LKD	0.7			
		W29-L	LKD	0.1			
		W29-U	LKD	2.2			
Second	R12	W30-L	Bedroom	0.1	3.0	1	0
		W30-U	Bedroom	1.2			
		W31	Bedroom	1.6			
Second	R13	W32-L	LKD	0.1	4.5	14	2
		W32-U	LKD	2.1			
		W33-L	LKD	0.1			
		W33-U	LKD	0.5			
		W34	LKD	0.6			
		W35-L	LKD	0.1			
		W35-U	LKD	0.5			
		W42	LKD	0.7			



Floor	Room ID	Window ID	Room Use	ADF	TOTAL ADF	ROOM TOTAL APSH	ROOM WINTER APSH
Second	R14	W36-L	Bedroom	0.1	2.8	13	2
		W36-U	Bedroom	1.1			
		W37	Bedroom	1.5			
Second	R15	W38-L	Bedroom	0.1	2.5	13	2
		W38-U	Bedroom	1.0			
		W39	Bedroom	1.3			
Third	R1	W1-L	LKD	0.0	2.7	46	20
		W1-U	LKD	0.3			
		W2-L	LKD	0.0			
		W2-U	LKD	0.3			
		W3-L	LKD	0.0			
		W3-U	LKD	0.3			
		W24-L	LKD	0.0			
		W24-U	LKD	0.5			
		W25	LKD	0.5			
		W26	LKD	0.4			
		W27	LKD	0.4			
Third	R2	W4-L	Bedroom	0.0	1.4	28	14
		W4-U	Bedroom	1.3			
Third	R3	W5-L	Bedroom	0.0	1.4	28	14
		W5-U	Bedroom	1.4			
Third	R4	W6-L	Bedroom	0.0	1.4	30	15
		W6-U	Bedroom	1.4			
Third	R5	W7-L	Bedroom	0.0	1.3	29	15
		W7-U	Bedroom	1.3			
Third	R6	W8-L	Bedroom	0.0	2.7	45	13
		W8-U	Bedroom	0.9			
		W9-L	Bedroom	0.4			
		W9-U	Bedroom	1.3			
Third	R7	W10-L	LKD	0.2	3.9	33	5
		W10-U	LKD	0.6			
		W11-L	LKD	0.2			
		W11-U	LKD	0.6			
		W12-L	LKD	0.0			
		W12-U	LKD	0.6			
		W13-L	LKD	0.0			
		W13-U	LKD	0.6			
		W28	LKD	0.6			
		W29	LKD	0.6			
Third	R8	W14-L	LKD	0.0	0.6		
		W14-U	LKD	0.6			
		W15-L	LKD	0.0			
		W15-U	LKD	0.6			
		W30	LKD	0.6			

Floor	Room ID	Window ID	Room Use	ADF	TOTAL ADF	ROOM TOTAL APSH	ROOM WINTER APSH
		W31	LKD	0.6	2.3	1	0
Third	R9	W16-L	LKD	0.0			
		W16-U	LKD	0.6			
		W17-L	LKD	0.0			
		W17-U	LKD	0.6			
		W32	LKD	0.6			
		W33	LKD	0.6	2.3	1	0
Third	R10	W18-L	Bedroom	0.0			
		W18-U	Bedroom	2.3	2.3	1	0
Third	R11	W19-L	LKD	0.0			
		W19-U	LKD	0.4			
		W20-L	LKD	0.0			
		W20-U	LKD	0.5			
		W21-L	LKD	0.0			
		W21-U	LKD	0.4			
		W22-L	LKD	0.0			
		W22-U	LKD	0.4			
		W34	LKD	0.4			
		W35	LKD	0.4			
		W36	LKD	0.5	3.2	16	2
Third	R12	W23-L	Bedroom	0.0			
		W23-U	Bedroom	1.8	1.9	15	2
Fourth	R1	W11-L	Bedroom	0.1			
		W11-U	Bedroom	0.9	1.0	15	11
Fourth	R2	W12-L	Bedroom	0.1			
		W12-U	Bedroom	0.7			
		W13-L	Bedroom	0.1			
		W13-U	Bedroom	0.7	1.5	20	15
Fourth	R3	W14-L	Bedroom	0.1			
		W14-U	Bedroom	0.6			
		W15-L	Bedroom	0.1			
		W15-U	Bedroom	0.6	1.4	21	16
Fourth	R4	W16-L	Bedroom	0.1			
		W16-U	Bedroom	1.3	1.4	15	10
Fourth	R5	W17-L	Bedroom	0.1			
		W17-U	Bedroom	1.2	1.3	1	0
Fourth	R6	W18-L	Bedroom	0.1			
		W18-U	Bedroom	1.2	1.4	13	2
Fourth	R7	W19-L	Bedroom	0.1			
		W19-U	Bedroom	1.6	1.7	13	2
Fifth	R1	W1-L	LKD	0.1			

Floor	Room ID	Window ID	Room Use	ADF	TOTAL ADF	ROOM TOTAL APSH	ROOM WINTER APSH
		W1-U	LKD	0.3			
		W2-L	LKD	0.1			
		W2-U	LKD	0.3			
		W25-L	LKD	0.2			
		W25-U	LKD	0.3	1.4	37	21
Fifth	R2	W3-L	Bedroom	0.3			
		W3-U	Bedroom	0.8	1.1	30	15
Fifth	R3	W4-L	Bedroom	0.2			
		W4-U	Bedroom	0.5	0.8	22	17
Fifth	R4	W5-L	Bedroom	0.3			
		W5-U	Bedroom	0.5	0.8	22	17
Fifth	R5	W6-L	Bedroom	0.3			
		W6-U	Bedroom	0.7	1.0	21	16
Fifth	R6	W7-L	Bedroom	0.3			
		W7-U	Bedroom	0.6	0.8	21	16
Fifth	R7	W8-L	Bedroom	0.3			
		W8-U	Bedroom	0.6			
		W9-L	Bedroom	0.3			
		W9-U	Bedroom	0.6	1.7	42	19
Fifth	R8	W10-L	Bedroom	0.5			
		W10-U	Bedroom	1.0	1.5	23	5
Fifth	R9	W11-L	LKD	0.2			
		W11-U	LKD	0.3			
		W12-L	LKD	0.2			
		W12-U	LKD	0.3			
		W13-L	LKD	0.2			
		W13-U	LKD	0.4			
		W14-L	LKD	0.2			
		W14-U	LKD	0.4	2.0	25	6
Fifth	R10	W15-L	LKD	0.2			
		W15-U	LKD	0.3			
		W16-L	LKD	0.2			
		W16-U	LKD	0.3	1.0	1	0
Fifth	R11	W17-L	LKD	0.2			
		W17-U	LKD	0.4			
		W18-L	LKD	0.2			
		W18-U	LKD	0.4	1.1	1	0
Fifth	R12	W19-L	Bedroom	0.5			
		W19-U	Bedroom	1.0	1.4	1	0
Fifth	R13	W20-L	LKD	0.2			
		W20-U	LKD	0.3			

Floor	Room ID	Window ID	Room Use	ADF	TOTAL ADF	ROOM TOTAL APSH	ROOM WINTER APSH
		W21-L	LKD	0.2			
		W21-U	LKD	0.3			
		W22-L	LKD	0.2			
		W22-U	LKD	0.3	1.5	14	2
Fifth	R14	W23-L	Bedroom	0.5			
		W23-U	Bedroom	0.8	1.3	13	2
Fifth	R15	W24-L	Bedroom	0.4			
		W24-U	Bedroom	0.8	1.2	13	2
Sixth	R1	W1-L	Bedroom	0.3			
		W1-U	Bedroom	0.8			
		W6-L	Bedroom	0.4			
		W6-U	Bedroom	0.4	1.9	45	22
Sixth	R2	W2-L	LKD	0.1			
		W2-U	LKD	0.3			
		W3-L	LKD	0.1			
		W3-U	LKD	0.3			
		W4-L	LKD	0.2			
		W4-U	LKD	0.1			
		W5-L	LKD	0.2			
		W5-U	LKD	0.1			
		W7	LKD	0.0			
		W8	LKD	0.0	1.4	25	6
Seventh	R1	W1	Bedroom	0.0			
		W2	Bedroom	0.0	0.0	0	0
B5							
First	R1	W1-L	Bedroom	0.2			
		W1-U	Bedroom	0.9			
		W2-L	Bedroom	0.2			
		W2-U	Bedroom	0.9			
		W3-L	Bedroom	0.2			
		W3-U	Bedroom	0.9			
		W25-L	Bedroom	0.0			
		W25-U	Bedroom	0.1			
		W26-L	Bedroom	0.1			
		W26-U	Bedroom	0.3	3.6	31	7
First	R2	W4-L	Bedroom	0.4			
		W4-U	Bedroom	2.2			
		W5-L	Bedroom	0.4			
		W5-U	Bedroom	2.0	5.0	31	7
First	R3	W6-L	Bedroom	0.4			
		W6-U	Bedroom	2.1			
		W7-L	Bedroom	0.3			
		W7-U	Bedroom	1.4	4.1	31	7

Floor	Room ID	Window ID	Room Use	ADF	TOTAL ADF	ROOM TOTAL APSH	ROOM WINTER APSH
First	R4	W8-L	Bedroom	0.3	3.7	29	6
		W8-U	Bedroom	1.5			
		W9-L	Bedroom	0.3			
		W9-U	Bedroom	1.5			
First	R5	W10-L	Bedroom	0.3	2.9	54	24
		W10-U	Bedroom	1.2			
		W11-L	Bedroom	0.3			
		W11-U	Bedroom	1.1			
First	R6	W12-L	Bedroom	0.3	5.0	36	17
		W12-U	Bedroom	1.4			
		W13-L	Bedroom	0.3			
		W13-U	Bedroom	1.4			
		W14-L	Bedroom	0.3			
		W14-U	Bedroom	1.4			
First	R7	W15-L	Bedroom	0.4	5.2	40	17
		W15-U	Bedroom	2.2			
		W16-L	Bedroom	0.4			
		W16-U	Bedroom	2.2			
First	R8	W17-L	Bedroom	0.4	2.4	39	16
		W17-U	Bedroom	2.1			
First	R9	W18-L	Bedroom	0.1	1.8	4	0
		W18-U	Bedroom	0.7			
		W19-L	Bedroom	0.1			
		W19-U	Bedroom	0.8			
First	R10	W20-L	Bedroom	0.1	2.6	10	0
		W20-U	Bedroom	0.7			
		W21-L	Bedroom	0.1			
		W21-U	Bedroom	0.8			
		W22-L	Bedroom	0.1			
		W22-U	Bedroom	0.3			
		W23-L	Bedroom	0.1			
		W23-U	Bedroom	0.2			
		W24-L	Bedroom	0.0			
		W24-U	Bedroom	0.1			
Second	R1	W1-L	Bedroom	0.1	1.6	17	4
		W1-U	Bedroom	0.3			
		W2-L	Bedroom	0.1			
		W2-U	Bedroom	0.3			
		W3-L	Bedroom	0.1			
		W3-U	Bedroom	0.3			
		W4-L	Bedroom	0.1			
		W4-U	Bedroom	0.3			
Second	R2	W5-L	Bedroom	0.1			
		W5-U	Bedroom	0.4			
		W6-L	Bedroom	0.1			

Floor	Room ID	Window ID	Room Use	ADF	TOTAL ADF	ROOM TOTAL APSH	ROOM WINTER APSH
		W6-U	Bedroom	0.4			
		W7-L	Bedroom	0.1			
		W7-U	Bedroom	0.4			
		W8-L	Bedroom	0.1			
		W8-U	Bedroom	0.4	1.9	27	20
Second	R3	W9-L	Bedroom	0.1			
		W9-U	Bedroom	0.6			
		W10-L	Bedroom	0.1			
		W10-U	Bedroom	0.6			
		W11-L	Bedroom	0.1			
		W11-U	Bedroom	0.6			
		W12-L	Bedroom	0.1			
		W12-U	Bedroom	0.6	2.7	16	12
Second	R4	W13	Bedroom	0.6			
		W14-L	Bedroom	0.4			
		W14-U	Bedroom	2.1	3.1	42	20
Second	R5	W15-L	Bedroom	0.0			
		W15-U	Bedroom	0.1			
		W16-L	Bedroom	0.0			
		W16-U	Bedroom	0.2			
		W17-L	Bedroom	0.0			
		W17-U	Bedroom	0.1			
		W18-L	Bedroom	0.0			
		W18-U	Bedroom	0.1	0.6	4	0
B6							
First	R1	W1-L	LKD	0.7			
		W1-U	LKD	2.4	3.1	19	3
First	R2	W2-L	Bedroom	0.6			
		W2-U	Bedroom	3.5	4.2	20	1
First	R3	W3-L	Bedroom	0.7			
		W3-U	Bedroom	3.7			
		W4-L	Bedroom	0.3			
		W4-U	Bedroom	2.0	6.7	20	1
First	R4	W5-L	LKD	0.1			
		W5-U	LKD	0.7			
		W6-L	LKD	0.3			
		W6-U	LKD	0.8	2.0	0	0
First	R5	W7-L	Bedroom	0.4			
		W7-U	Bedroom	2.5	2.9	0	0
First	R6	W8-L	Bedroom	0.4			
		W8-U	Bedroom	2.5	2.9	0	0
First	R7	W9-L	LKD	0.3			

Floor	Room ID	Window ID	Room Use	ADF	TOTAL ADF	ROOM TOTAL APSH	ROOM WINTER APSH
		W9-U	LKD	1.1			
		W10-L	LKD	0.1			
		W10-U	LKD	0.8			
		W11-L	LKD	0.1			
		W11-U	LKD	0.7	3.1	0	0
First	R8	W12-L	Bedroom	0.6			
		W12-U	Bedroom	1.6	2.2	0	0
First	R9	W13-L	Bedroom	0.4			
		W13-U	Bedroom	2.2			
		W14-L	Bedroom	0.4			
		W14-U	Bedroom	2.4	5.4	0	0
First	R10	W15-L	LKD	0.2			
		W15-U	LKD	1.4			
		W16-L	LKD	0.8			
		W16-U	LKD	2.8	5.3	15	4
First	R11	W17-L	Bedroom	0.5			
		W17-U	Bedroom	2.8			
		W18-L	Bedroom	0.5			
		W18-U	Bedroom	2.9	6.7	13	1
First	R12	W19-L	LKD	0.2			
		W19-U	LKD	1.3			
		W20-L	LKD	0.7			
		W20-U	LKD	2.6			
		W21-L	LKD	0.8			
		W21-U	LKD	3.3	9.0	58	30
First	R13	W22-L	Bedroom	0.6			
		W22-U	Bedroom	3.5			
		W23-L	Bedroom	0.6			
		W23-U	Bedroom	3.5	8.4	48	20
First	R14	W24-L	LKD	0.9			
		W24-U	LKD	3.6			
		W25-L	LKD	0.4			
		W25-U	LKD	1.9	6.8	65	26
First	R15	W26-L	Bedroom	0.7			
		W26-U	Bedroom	3.6	4.2	48	20
First	R16	W27-L	Bedroom	1.4			
		W27-U	Bedroom	5.6	7.0	33	25
First	R17	W28-L	Bedroom	0.8			
		W28-U	Bedroom	4.2	5.0	45	20
First	R18	W29-L	Bedroom	0.6			
		W29-U	Bedroom	3.1	3.7	39	18



Floor	Room ID	Window ID	Room Use	ADF	TOTAL ADF	ROOM TOTAL APSH	ROOM WINTER APSH
First	R19	W30-L	Bedroom	0.5	3.3	27	13
		W30-U	Bedroom	2.8			
First	R20	W31-L	LKD	0.2	4.4	36	15
		W31-U	LKD	1.2			
		W32-L	LKD	0.6			
		W32-U	LKD	2.5			
First	R21	W33-L	Bedroom	0.5	3.7	39	10
		W33-U	Bedroom	3.3			
First	R22	W34-L	Bedroom	0.5	4.2	38	9
		W34-U	Bedroom	3.7			
Second	R1	W1-L	LKD	0.7	3.4	20	3
		W1-U	LKD	2.7			
Second	R2	W2-L	Bedroom	0.7	4.2	20	1
		W2-U	Bedroom	3.6			
Second	R3	W3-L	Bedroom	0.7	6.9	21	2
		W3-U	Bedroom	3.7			
		W4-L	Bedroom	0.4			
		W4-U	Bedroom	2.1			
Second	R4	W5-L	LKD	0.1	2.3	0	0
		W5-U	LKD	0.8			
		W6-L	LKD	0.4			
		W6-U	LKD	1.0			
Second	R5	W7-L	Bedroom	0.5	3.0	0	0
		W7-U	Bedroom	2.6			
Second	R6	W8-L	Bedroom	0.5	3.1	0	0
		W8-U	Bedroom	2.6			
Second	R7	W9-L	LKD	0.4	3.3	0	0
		W9-U	LKD	1.1			
		W10-L	LKD	0.1			
		W10-U	LKD	0.8			
		W11-L	LKD	0.1			
		W11-U	LKD	0.7			
Second	R8	W12-L	Bedroom	0.7	2.6	0	0
		W12-U	Bedroom	1.9			
Second	R9	W13-L	Bedroom	0.4	5.6	0	0
		W13-U	Bedroom	2.2			
		W14-L	Bedroom	0.5			
		W14-U	Bedroom	2.5			
Second	R10	W15-L	LKD	0.3	1.4		
		W15-U	LKD	1.4			

Floor	Room ID	Window ID	Room Use	ADF	TOTAL ADF	ROOM TOTAL APSH	ROOM WINTER APSH
		W16-L	LKD	0.9			
		W16-U	LKD	3.1	5.6	17	5
Second	R11	W17-L	Bedroom	0.5			
		W17-U	Bedroom	2.9			
		W18-L	Bedroom	0.5			
		W18-U	Bedroom	2.9	6.8	14	2
Second	R12	W19-L	LKD	0.3			
		W19-U	LKD	1.3			
		W20-L	LKD	0.7			
		W20-U	LKD	2.8			
		W21-L	LKD	0.8			
		W21-U	LKD	3.4	9.4	59	30
Second	R13	W22-L	Bedroom	0.7			
		W22-U	Bedroom	3.5			
		W23-L	Bedroom	0.7			
		W23-U	Bedroom	3.5	8.3	49	21
Second	R14	W24-L	LKD	0.9			
		W24-U	LKD	3.7			
		W25-L	LKD	0.4			
		W25-U	LKD	1.9	6.9	68	28
Second	R15	W26-L	Bedroom	0.7			
		W26-U	Bedroom	3.6	4.3	49	21
Second	R16	W27-L	Bedroom	1.5			
		W27-U	Bedroom	5.9	7.4	39	26
Second	R17	W28-L	Bedroom	0.8			
		W28-U	Bedroom	4.3	5.2	47	20
Second	R18	W29-L	Bedroom	0.6			
		W29-U	Bedroom	3.2	3.8	42	18
Second	R19	W30-L	Bedroom	0.5			
		W30-U	Bedroom	2.9	3.4	29	13
Second	R20	W31-L	LKD	0.2			
		W31-U	LKD	1.2			
		W32-L	LKD	0.6			
		W32-U	LKD	2.6	4.6	36	15
Second	R21	W33-L	Bedroom	0.7			
		W33-U	Bedroom	4.0	4.7	49	20
Second	R22	W34-L	Bedroom	0.8			
		W34-U	Bedroom	4.4	5.2	49	20
Third	R1	W1-L	LKD	0.9			
		W1-U	LKD	4.8	5.7	29	4

Floor	Room ID	Window ID	Room Use	ADF	TOTAL ADF	ROOM TOTAL APSH	ROOM WINTER APSH
Third	R2	W2-L	Bedroom	0.8	6.0	21	2
		W2-U	Bedroom	5.2			
Third	R3	W3-L	Bedroom	0.7	8.7	21	2
		W3-U	Bedroom	4.5			
		W4-L	Bedroom	0.5			
		W4-U	Bedroom	3.0			
Third	R4	W5-L	LKD	0.2	4.6	0	0
		W5-U	LKD	1.1			
		W6-L	LKD	0.5			
		W6-U	LKD	2.8			
Third	R5	W7-L	Bedroom	0.5	3.8	0	0
		W7-U	Bedroom	3.3			
Third	R6	W8-L	Bedroom	0.5	3.9	0	0
		W8-U	Bedroom	3.4			
Third	R7	W9-L	LKD	0.5	5.5	0	0
		W9-U	LKD	2.7			
		W10-L	LKD	0.2			
		W10-U	LKD	1.0			
		W11-L	LKD	0.2			
		W11-U	LKD	1.0			
Third	R8	W12-L	Bedroom	1.0	6.6	0	0
		W12-U	Bedroom	5.6			
Third	R9	W13-L	Bedroom	0.5	6.8	0	0
		W13-U	Bedroom	2.8			
		W14-L	Bedroom	0.5			
		W14-U	Bedroom	3.0			
Third	R10	W15-L	LKD	0.3	8.7	27	5
		W15-U	LKD	1.7			
		W16-L	LKD	1.0			
		W16-U	LKD	5.7			
Third	R11	W17-L	Bedroom	0.6	8.4	15	2
		W17-U	Bedroom	3.6			
		W18-L	Bedroom	0.6			
		W18-U	Bedroom	3.6			
Third	R12	W19-L	LKD	0.3	14.1	91	30
		W19-U	LKD	1.7			
		W20-L	LKD	0.9			
		W20-U	LKD	5.0			
		W21-L	LKD	1.0			
		W21-U	LKD	5.3			
Third	R13	W22-L	Bedroom	0.7			

Floor	Room ID	Window ID	Room Use	ADF	TOTAL ADF	ROOM TOTAL APSH	ROOM WINTER APSH
		W22-U	Bedroom	4.2			
		W23-L	Bedroom	0.7			
		W23-U	Bedroom	4.2	9.8	49	21
Third	R14	W24-L	LKD	1.1			
		W24-U	LKD	5.9			
		W25-L	LKD	0.4			
		W25-U	LKD	2.3	9.7	75	28
Third	R15	W26-L	Bedroom	0.7			
		W26-U	Bedroom	4.4	5.1	49	21
Third	R16	W27-L	Bedroom	1.8			
		W27-U	Bedroom	9.7	11.5	74	27
Third	R17	W28-L	Bedroom	0.9			
		W28-U	Bedroom	5.5	6.4	48	20
Third	R18	W29-L	Bedroom	0.6			
		W29-U	Bedroom	4.2	4.9	48	20
Third	R19	W30-L	Bedroom	0.6			
		W30-U	Bedroom	3.8	4.4	36	16
Third	R20	W31-L	LKD	0.2			
		W31-U	LKD	1.6			
		W32-L	LKD	0.8			
		W32-U	LKD	4.4	7.0	43	15
Third	R21	W33-L	Bedroom	0.8			
		W33-U	Bedroom	4.8	5.6	50	21
Third	R22	W34-L	Bedroom	0.9			
		W34-U	Bedroom	5.5	6.4	50	21
Fourth	R1	W1-L	LKD	1.2			
		W1-U	LKD	8.0			
		W13-L	LKD	0.6			
		W13-U	LKD	3.8			
		W14-L	LKD	0.7			
		W14-U	LKD	4.3	18.7	94	30
Fourth	R2	W3-L	Bedroom	1.3			
		W3-U	Bedroom	8.4	9.6	68	28
Fourth	R3	W4-L	Bedroom	1.1			
		W4-U	Bedroom	7.0	8.1	69	28
Fourth	R4	W5-L	Bedroom	1.3			
		W5-U	Bedroom	8.5	9.8	76	28
Fourth	R5	W6-L	LKD	0.2			
		W6-U	LKD	1.5			

Floor	Room ID	Window ID	Room Use	ADF	TOTAL ADF	ROOM TOTAL APSH	ROOM WINTER APSH
		W7-L	LKD	0.6			
		W7-U	LKD	3.3			
		W8-L	LKD	0.6			
		W8-U	LKD	3.2			
		W9-L	LKD	0.2			
		W9-U	LKD	1.5	11.0	67	23
Fourth	R6	W10-L	Bedroom	1.1			
		W10-U	Bedroom	7.7	8.8	0	0
Fourth	R7	W11-L	Bedroom	0.9			
		W11-U	Bedroom	6.6	7.5	2	0
Fourth	R8	W12-L	LKD	1.4			
		W12-U	LKD	8.1	9.5	28	6
B7							
Ground	R1	W1-L	Bedroom	0.1			
		W1-U	Bedroom	1.4	1.5	14	3
Ground	R2	W2-L	LKD	0.3			
		W2-U	LKD	1.0	1.3	7	3
Ground	R3	W3-L	Bedroom	0.1			
		W3-U	Bedroom	0.9	1.0	0	0
Ground	R4	W4-L	Bedroom	0.2			
		W4-U	Bedroom	1.6	1.7	0	0
Ground	R5	W5-L	LKD	0.3			
		W5-U	LKD	1.4	1.7	0	0
Ground	R6	W6-L	LKD	0.4			
		W6-U	LKD	1.6	1.9	3	0
Ground	R7	W7-L	Bedroom	0.2			
		W7-U	Bedroom	1.8	2.0	8	0
Ground	R8	W8-L	Bedroom	0.2			
		W8-U	Bedroom	1.2	1.4	5	0
Ground	R9	W9-L	Bedroom	0.1			
		W9-U	Bedroom	0.3	0.4	0	0
Ground	R10	W10-L	LKD	0.5			
		W10-U	LKD	2.0	2.5	16	0
Ground	R11	W11-L	Bedroom	0.2			
		W11-U	Bedroom	1.8	1.9	13	0
First	R1	W1-L	LKD	0.4			
		W1-U	LKD	1.7			

Floor	Room ID	Window ID	Room Use	ADF	TOTAL ADF	ROOM TOTAL APSH	ROOM WINTER APSH
		W2-L	LKD	0.1			
		W2-U	LKD	0.2			
		W81-L	LKD	0.1			
		W81-U	LKD	0.3			
		W82-L	LKD	0.4			
		W82-U	LKD	1.8	4.9	51	7
First	R2	W3-L	Bedroom	0.2			
		W3-U	Bedroom	0.7	1.0	2	2
First	R3	W4-L	LKD	0.3			
		W4-U	LKD	1.0			
		W5-L	LKD	0.1			
		W5-U	LKD	0.2	1.5	10	4
First	R4	W6-L	Bedroom	0.1			
		W6-U	Bedroom	0.0	0.1	0	0
First	R5	W7-L	LKD	0.3			
		W7-U	LKD	1.0			
		W8-L	LKD	0.0			
		W8-U	LKD	0.0	1.4	4	1
First	R6	W9-L	Bedroom	0.1			
		W9-U	Bedroom	0.0	0.1	0	0
First	R7	W10-L	Bedroom	0.1			
		W10-U	Bedroom	0.2			
		W11-L	Bedroom	0.1			
		W11-U	Bedroom	0.2			
		W12-L	Bedroom	0.2			
		W12-U	Bedroom	0.5			
		W13-L	Bedroom	0.1			
		W13-U	Bedroom	0.3	1.7	2	1
First	R8	W14-L	Bedroom	0.1			
		W14-U	Bedroom	0.3			
		W15-L	Bedroom	0.2			
		W15-U	Bedroom	0.6			
		W16-L	Bedroom	0.1			
		W16-U	Bedroom	0.3			
		W17-L	Bedroom	0.2			
		W17-U	Bedroom	0.6	2.2	2	0
First	R9	W18-L	Bedroom	0.2			
		W18-U	Bedroom	0.3	0.5	0	0
First	R10	W19-L	LKD	0.1			
		W19-U	LKD	0.0			
		W20-L	LKD	0.4			
		W20-U	LKD	1.6	2.0	14	0
First	R11	W21-L	Bedroom	0.3			

Floor	Room ID	Window ID	Room Use	ADF	TOTAL ADF	ROOM TOTAL APSH	ROOM WINTER APSH
		W21-U	Bedroom	0.8	1.1	1	0
First	R12	W22-L	Bedroom	0.3			
		W22-U	Bedroom	0.3	0.6	0	0
First	R13	W23-L	LKD	0.1			
		W23-U	LKD	0.1			
		W24-L	LKD	0.1			
		W24-U	LKD	0.3			
		W25-L	LKD	0.1			
		W25-U	LKD	0.6			
		W26-L	LKD	0.1			
		W26-U	LKD	0.3	1.6	7	1
First	R14	W27-L	Bedroom	0.1			
		W27-U	Bedroom	0.7			
		W28-L	Bedroom	0.3			
		W28-U	Bedroom	1.3			
		W29-L	Bedroom	0.1			
		W29-U	Bedroom	0.7	3.3	10	3
First	R15	W30-L	Bedroom	0.3			
		W30-U	Bedroom	0.8	1.1	6	0
First	R16	W31-L	Bedroom	0.2			
		W31-U	Bedroom	0.4	0.6	3	0
First	R17	W32-L	LKD	0.0			
		W32-U	LKD	0.1			
		W33-L	LKD	0.3			
		W33-U	LKD	1.4			
		W34-L	LKD	0.3			
		W34-U	LKD	1.3			
		W35-L	LKD	0.1			
		W35-U	LKD	0.4			
		W36-L	LKD	0.2			
		W36-U	LKD	0.8			
		W37-L	LKD	0.1			
		W37-U	LKD	0.4	5.4	29	4
First	R18	W38-L	LKD	0.1			
		W38-U	LKD	0.4			
		W39-L	LKD	0.2			
		W39-U	LKD	0.8			
		W40-L	LKD	0.1			
		W40-U	LKD	0.4			
		W41-L	LKD	0.3			
		W41-U	LKD	1.3			
		W42-L	LKD	0.4			
		W42-U	LKD	1.6			
		W43-L	LKD	0.0			
		W43-U	LKD	0.1	5.7	21	2



Floor	Room ID	Window ID	Room Use	ADF	TOTAL ADF	ROOM TOTAL APSH	ROOM WINTER APSH
First	R19	W44-L	Bedroom	0.3	1.0	5	0
		W44-U	Bedroom	0.8			
First	R20	W45-L	Bedroom	0.3	1.4	2	0
		W45-U	Bedroom	1.0			
First	R21	W46-L	Bedroom	0.1	3.3	8	2
		W46-U	Bedroom	0.7			
		W47-L	Bedroom	0.3			
		W47-U	Bedroom	1.4			
		W48-L	Bedroom	0.1			
		W48-U	Bedroom	0.7			
First	R22	W49-L	LKD	0.1	2.5	8	4
		W49-U	LKD	0.5			
		W50-L	LKD	0.2			
		W50-U	LKD	0.9			
		W51-L	LKD	0.1			
		W51-U	LKD	0.5			
		W52-L	LKD	0.1			
		W52-U	LKD	0.2			
First	R23	W53-L	Bedroom	0.6	1.9	2	0
		W53-U	Bedroom	1.4			
First	R24	W54-L	Bedroom	0.5	1.7	2	0
		W54-U	Bedroom	1.2			
First	R25	W55-L	LKD	0.5	2.7	11	1
		W55-U	LKD	2.0			
		W56-L	LKD	0.1			
		W56-U	LKD	0.1			
First	R26	W57-L	Bedroom	0.2	0.8	1	0
		W57-U	Bedroom	0.6			
First	R27	W58-L	Bedroom	0.2	3.9	6	2
		W58-U	Bedroom	0.7			
		W59-L	Bedroom	0.1			
		W59-U	Bedroom	0.6			
		W60-L	Bedroom	0.3			
		W60-U	Bedroom	1.2			
		W61-L	Bedroom	0.1			
		W61-U	Bedroom	0.6			
First	R28	W62-L	Bedroom	0.1	3.5	7	4
		W62-U	Bedroom	0.6			
		W63-L	Bedroom	0.3			
		W63-U	Bedroom	1.1			
		W64-L	Bedroom	0.1			
		W64-U	Bedroom	0.6			
		W65-L	Bedroom	0.2			
		W65-U	Bedroom	0.5			

Floor	Room ID	Window ID	Room Use	ADF	TOTAL ADF	ROOM TOTAL APSH	ROOM WINTER APSH
First	R29	W66-L	Bedroom	0.2	0.3	1	0
		W66-U	Bedroom	0.1			
First	R30	W67-L	LKD	0.1	2.4	9	1
		W67-U	LKD	0.1			
		W68-L	LKD	0.4			
		W68-U	LKD	1.8			
First	R31	W69-L	Bedroom	0.3	0.3	2	0
		W69-U	Bedroom	0.0			
First	R32	W70-L	LKD	0.1	2.6	9	1
		W70-U	LKD	0.3			
		W71-L	LKD	0.4			
		W71-U	LKD	1.8			
First	R33	W72-L	Bedroom	0.4	1.0	4	1
		W72-U	Bedroom	0.6			
First	R34	W73-L	Bedroom	0.5	1.3	3	1
		W73-U	Bedroom	0.8			
First	R35	W74-L	LKD	0.1	6.9	49	8
		W74-U	LKD	0.2			
		W75-L	LKD	0.3			
		W75-U	LKD	1.4			
		W76-L	LKD	0.3			
		W76-U	LKD	1.4			
		W77-L	LKD	0.3			
		W77-U	LKD	1.3			
		W78-L	LKD	0.3			
		W78-U	LKD	1.2			
First	R36	W79-L	Bedroom	0.3	0.4	1	1
		W79-U	Bedroom	0.2			
First	R37	W80-L	Bedroom	0.4	1.0	3	3
		W80-U	Bedroom	0.6			
Second	R1	W1-L	LKD	0.4	5.2	54	13
		W1-U	LKD	1.6			
		W2-L	LKD	0.1			
		W2-U	LKD	0.2			
		W101-L	LKD	0.1			
		W101-U	LKD	0.5			
		W102-L	LKD	0.5			
W102-U	LKD	1.8					
Second	R2	W3-L	Bedroom	0.3	1.1	4	3
		W3-U	Bedroom	0.9			
Second	R3	W4-L	LKD	0.3			

Floor	Room ID	Window ID	Room Use	ADF	TOTAL ADF	ROOM TOTAL APSH	ROOM WINTER APSH
		W4-U	LKD	0.9			
		W5-L	LKD	0.1			
		W5-U	LKD	0.2	1.4	11	7
Second	R4	W6-L	Bedroom	0.1			
		W6-U	Bedroom	0.1	0.2	0	0
Second	R5	W7-L	LKD	0.3			
		W7-U	LKD	0.9			
		W8-L	LKD	0.1			
		W8-U	LKD	0.1	1.3	4	2
Second	R6	W9-L	Bedroom	0.1			
		W9-U	Bedroom	0.1	0.2	1	0
Second	R7	W10-L	Bedroom	0.1			
		W10-U	Bedroom	0.2			
		W11-L	Bedroom	0.1			
		W11-U	Bedroom	0.8			
		W12-L	Bedroom	0.1			
		W12-U	Bedroom	0.9			
		W13-L	Bedroom	0.3			
		W13-U	Bedroom	1.6			
		W14-L	Bedroom	0.2			
		W14-U	Bedroom	0.9			
		W15-L	Bedroom	0.2			
		W15-U	Bedroom	0.9	6.3	23	6
Second	R8	W16-L	Bedroom	0.1			
		W16-U	Bedroom	0.6			
		W17-L	Bedroom	0.2			
		W17-U	Bedroom	0.9			
		W18-L	Bedroom	0.3			
		W18-U	Bedroom	1.7			
		W19-L	Bedroom	0.2			
		W19-U	Bedroom	1.0			
		W20-L	Bedroom	0.2			
		W20-U	Bedroom	1.1			
		W21-L	Bedroom	0.1			
		W21-U	Bedroom	0.6	7.0	25	5
Second	R9	W22-L	Bedroom	0.2			
		W22-U	Bedroom	0.4	0.6	2	0
Second	R10	W23-L	LKD	0.1			
		W23-U	LKD	0.1			
		W24-L	LKD	0.4			
		W24-U	LKD	1.4	1.9	18	0
Second	R11	W25-L	Bedroom	0.4			
		W25-U	Bedroom	0.9	1.3	3	0
Second	R12	W26-L	Bedroom	0.3			

Floor	Room ID	Window ID	Room Use	ADF	TOTAL ADF	ROOM TOTAL APSH	ROOM WINTER APSH
		W26-U	Bedroom	0.5	0.8	2	0
Second	R13	W27-L	LKD	0.1			
		W27-U	LKD	0.2			
		W28-L	LKD	0.1			
		W28-U	LKD	0.6			
		W29-L	LKD	0.1			
		W29-U	LKD	0.7			
		W30-L	LKD	0.2			
		W30-U	LKD	1.4			
		W31-L	LKD	0.1			
		W31-U	LKD	0.8			
		W32-L	LKD	0.1			
		W32-U	LKD	0.7	5.1	40	8
Second	R14	W33-L	Bedroom	0.1			
		W33-U	Bedroom	0.7			
		W34-L	Bedroom	0.2			
		W34-U	Bedroom	1.0			
		W35-L	Bedroom	0.3			
		W35-U	Bedroom	1.8			
		W36-L	Bedroom	0.2			
		W36-U	Bedroom	1.0			
		W37-L	Bedroom	0.2			
		W37-U	Bedroom	1.1	6.5	39	8
Second	R15	W38-L	Bedroom	0.3			
		W38-U	Bedroom	0.9	1.2	8	0
Second	R16	W39-L	Bedroom	0.2			
		W39-U	Bedroom	0.5	0.7	6	0
Second	R17	W40-L	LKD	0.0			
		W40-U	LKD	0.1			
		W41-L	LKD	0.3			
		W41-U	LKD	1.2			
		W42-L	LKD	0.3			
		W42-U	LKD	1.2			
		W43-L	LKD	0.1			
		W43-U	LKD	0.5			
		W44-L	LKD	0.1			
		W44-U	LKD	0.7			
		W45-L	LKD	0.2			
		W45-U	LKD	1.3			
		W46-L	LKD	0.1			
		W46-U	LKD	0.7			
		W47-L	LKD	0.1			
		W47-U	LKD	0.4	7.3	32	4
Second	R18	W48-L	LKD	0.1			
		W48-U	LKD	0.4			
		W49-L	LKD	0.1			
		W49-U	LKD	0.7			

Floor	Room ID	Window ID	Room Use	ADF	TOTAL ADF	ROOM TOTAL APSH	ROOM WINTER APSH
		W50-L	LKD	0.2			
		W50-U	LKD	1.3			
		W51-L	LKD	0.1			
		W51-U	LKD	0.7			
		W52-L	LKD	0.1			
		W52-U	LKD	0.5			
		W53-L	LKD	0.3			
		W53-U	LKD	1.2			
		W54-L	LKD	0.3			
		W54-U	LKD	1.3			
		W55-L	LKD	0.0			
		W55-U	LKD	0.2	7.6	31	2
Second	R19	W56-L	Bedroom	0.3			
		W56-U	Bedroom	0.9	1.3	8	0
Second	R20	W57-L	Bedroom	0.3			
		W57-U	Bedroom	1.2	1.5	3	0
Second	R21	W58-L	Bedroom	0.2			
		W58-U	Bedroom	1.1			
		W59-L	Bedroom	0.2			
		W59-U	Bedroom	1.2			
		W60-L	Bedroom	0.4			
		W60-U	Bedroom	2.1			
		W61-L	Bedroom	0.2			
		W61-U	Bedroom	1.2			
		W62-L	Bedroom	0.1			
		W62-U	Bedroom	0.8	7.5	27	6
Second	R22	W63-L	LKD	0.1			
		W63-U	LKD	0.7			
		W64-L	LKD	0.2			
		W64-U	LKD	0.9			
		W65-L	LKD	0.3			
		W65-U	LKD	1.6			
		W66-L	LKD	0.2			
		W66-U	LKD	0.9			
		W67-L	LKD	0.1			
		W67-U	LKD	0.7			
		W68-L	LKD	0.1			
		W68-U	LKD	0.3	6.1	29	7
Second	R23	W69-L	Bedroom	0.6			
		W69-U	Bedroom	1.7	2.3	5	0
Second	R24	W70-L	Bedroom	0.5			
		W70-U	Bedroom	1.5	2.0	3	0
Second	R25	W71-L	LKD	0.5			
		W71-U	LKD	1.9			
		W72-L	LKD	0.1			
		W72-U	LKD	0.3	2.7	13	1

Floor	Room ID	Window ID	Room Use	ADF	TOTAL ADF	ROOM TOTAL APSH	ROOM WINTER APSH
Second	R26	W73-L	Bedroom	0.3	1.1	1	0
		W73-U	Bedroom	0.8			
Second	R27	W74-L	Bedroom	0.2	8.8	24	6
		W74-U	Bedroom	0.6			
		W75-L	Bedroom	0.2			
		W75-U	Bedroom	1.2			
		W76-L	Bedroom	0.2			
		W76-U	Bedroom	1.2			
		W77-L	Bedroom	0.4			
		W77-U	Bedroom	2.2			
		W78-L	Bedroom	0.2			
		W78-U	Bedroom	0.9			
		W79-L	Bedroom	0.2			
		W79-U	Bedroom	1.2			
		Second	R28	W80-L			
W80-U	Bedroom			1.0			
W81-L	Bedroom			0.2			
W81-U	Bedroom			1.2			
W82-L	Bedroom			0.4			
W82-U	Bedroom			2.2			
W83-L	Bedroom			0.2			
W83-U	Bedroom			1.2			
W84-L	Bedroom			0.2			
W84-U	Bedroom			1.1			
W85-L	Bedroom			0.1			
W85-U	Bedroom			0.5			
Second	R29	W86-L	Bedroom	0.2	0.7	3	0
		W86-U	Bedroom	0.5			
Second	R30	W87-L	LKD	0.1	2.3	12	1
		W87-U	LKD	0.3			
		W88-L	LKD	0.4			
		W88-U	LKD	1.6			
Second	R31	W89-L	Bedroom	0.4	1.2	2	0
		W89-U	Bedroom	0.8			
Second	R32	W90-L	LKD	0.1	2.6	12	1
		W90-U	LKD	0.3			
		W91-L	LKD	0.4			
		W91-U	LKD	1.7			
Second	R33	W92-L	Bedroom	0.5	1.6	4	1
		W92-U	Bedroom	1.1			
Second	R34	W93-L	Bedroom	0.6	2.0	4	1
		W93-U	Bedroom	1.4			
Second	R35	W94-L	LKD	0.1			

Floor	Room ID	Window ID	Room Use	ADF	TOTAL ADF	ROOM TOTAL APSH	ROOM WINTER APSH
		W94-U	LKD	0.3			
		W95-L	LKD	0.3			
		W95-U	LKD	1.4			
		W96-L	LKD	0.3			
		W96-U	LKD	1.4			
		W97-L	LKD	0.3			
		W97-U	LKD	1.4			
		W98-L	LKD	0.3			
		W98-U	LKD	1.3	7.1	56	12
Second	R36	W99-L	Bedroom	0.4			
		W99-U	Bedroom	1.0	1.3	9	9
Second	R37	W100-L	Bedroom	0.6			
		W100-U	Bedroom	2.0	2.6	16	9
Third	R1	W1-L	LKD	0.5			
		W1-U	LKD	2.1			
		W2-L	LKD	0.1			
		W2-U	LKD	0.2			
		W101-L	LKD	0.1			
		W101-U	LKD	0.4			
		W102-L	LKD	0.6			
		W102-U	LKD	2.5	6.3	67	21
Third	R2	W3-L	Bedroom	0.3			
		W3-U	Bedroom	0.9	1.2	3	3
Third	R3	W4-L	LKD	0.3			
		W4-U	LKD	1.3			
		W5-L	LKD	0.1			
		W5-U	LKD	0.2	1.9	15	7
Third	R4	W6-L	Bedroom	0.1			
		W6-U	Bedroom	0.1	0.2	0	0
Third	R5	W7-L	LKD	0.3			
		W7-U	LKD	1.3			
		W8-L	LKD	0.1			
		W8-U	LKD	0.1	1.8	9	2
Third	R6	W9-L	Bedroom	0.1			
		W9-U	Bedroom	0.2	0.3	2	0
Third	R7	W10-L	Bedroom	0.1			
		W10-U	Bedroom	0.2			
		W11-L	Bedroom	0.2			
		W11-U	Bedroom	0.9			
		W12-L	Bedroom	0.2			
		W12-U	Bedroom	1.0			
		W13-L	Bedroom	0.3			
		W13-U	Bedroom	1.7			
		W14-L	Bedroom	0.2			



Floor	Room ID	Window ID	Room Use	ADF	TOTAL ADF	ROOM TOTAL APSH	ROOM WINTER APSH
		W14-U	Bedroom	1.0			
		W15-L	Bedroom	0.2			
		W15-U	Bedroom	0.9	6.7	32	7
Third	R8	W16-L	Bedroom	0.1			
		W16-U	Bedroom	0.7			
		W17-L	Bedroom	0.2			
		W17-U	Bedroom	1.0			
		W18-L	Bedroom	0.3			
		W18-U	Bedroom	1.9			
		W19-L	Bedroom	0.2			
		W19-U	Bedroom	1.0			
		W20-L	Bedroom	0.2			
		W20-U	Bedroom	1.1			
		W21-L	Bedroom	0.1			
		W21-U	Bedroom	0.5	7.4	33	5
Third	R9	W22-L	Bedroom	0.2			
		W22-U	Bedroom	0.4	0.6	5	0
Third	R10	W23-L	LKD	0.1			
		W23-U	LKD	0.1			
		W24-L	LKD	0.4			
		W24-U	LKD	1.7	2.3	25	2
Third	R11	W25-L	Bedroom	0.4			
		W25-U	Bedroom	0.9	1.3	6	0
Third	R12	W26-L	Bedroom	0.4			
		W26-U	Bedroom	0.5	0.9	4	0
Third	R13	W27-L	LKD	0.1			
		W27-U	LKD	0.2			
		W28-L	LKD	0.1			
		W28-U	LKD	0.7			
		W29-L	LKD	0.1			
		W29-U	LKD	0.8			
		W30-L	LKD	0.2			
		W30-U	LKD	1.4			
		W31-L	LKD	0.1			
		W31-U	LKD	0.8			
		W32-L	LKD	0.1			
		W32-U	LKD	0.7	5.3	45	10
Third	R14	W33-L	Bedroom	0.1			
		W33-U	Bedroom	0.7			
		W34-L	Bedroom	0.2			
		W34-U	Bedroom	1.0			
		W35-L	Bedroom	0.3			
		W35-U	Bedroom	1.9			
		W36-L	Bedroom	0.2			
		W36-U	Bedroom	1.1			
		W37-L	Bedroom	0.2			

Floor	Room ID	Window ID	Room Use	ADF	TOTAL ADF	ROOM TOTAL APSH	ROOM WINTER APSH
		W37-U	Bedroom	1.1	6.7	44	9
Third	R15	W38-L	Bedroom	0.3			
		W38-U	Bedroom	0.9	1.2	10	0
Third	R16	W39-L	Bedroom	0.2			
		W39-U	Bedroom	0.5	0.7	7	0
Third	R17	W40-L	LKD	0.0			
		W40-U	LKD	0.1			
		W41-L	LKD	0.3			
		W41-U	LKD	1.4			
		W42-L	LKD	0.3			
		W42-U	LKD	1.2			
		W43-L	LKD	0.1			
		W43-U	LKD	0.5			
		W44-L	LKD	0.1			
		W44-U	LKD	0.7			
		W45-L	LKD	0.2			
		W45-U	LKD	1.2			
		W46-L	LKD	0.1			
		W46-U	LKD	0.7			
		W47-L	LKD	0.1			
		W47-U	LKD	0.4	7.5	38	6
Third	R18	W48-L	LKD	0.1			
		W48-U	LKD	0.4			
		W49-L	LKD	0.1			
		W49-U	LKD	0.7			
		W50-L	LKD	0.2			
		W50-U	LKD	1.2			
		W51-L	LKD	0.1			
		W51-U	LKD	0.7			
		W52-L	LKD	0.1			
		W52-U	LKD	0.6			
		W53-L	LKD	0.3			
		W53-U	LKD	1.2			
		W54-L	LKD	0.4			
		W54-U	LKD	1.5			
		W55-L	LKD	0.0			
		W55-U	LKD	0.2	7.8	32	2
Third	R19	W56-L	Bedroom	0.3			
		W56-U	Bedroom	0.9	1.2	8	0
Third	R20	W57-L	Bedroom	0.3			
		W57-U	Bedroom	1.1	1.5	3	0
Third	R21	W58-L	Bedroom	0.2			
		W58-U	Bedroom	1.1			
		W59-L	Bedroom	0.2			
		W59-U	Bedroom	1.2			
		W60-L	Bedroom	0.4			

Floor	Room ID	Window ID	Room Use	ADF	TOTAL ADF	ROOM TOTAL APSH	ROOM WINTER APSH
		W60-U	Bedroom	2.2			
		W61-L	Bedroom	0.2			
		W61-U	Bedroom	1.2			
		W62-L	Bedroom	0.1			
		W62-U	Bedroom	0.8	7.6	28	6
Third	R22	W63-L	LKD	0.1			
		W63-U	LKD	0.7			
		W64-L	LKD	0.2			
		W64-U	LKD	0.9			
		W65-L	LKD	0.3			
		W65-U	LKD	1.7			
		W66-L	LKD	0.2			
		W66-U	LKD	0.9			
		W67-L	LKD	0.1			
		W67-U	LKD	0.7			
		W68-L	LKD	0.1			
		W68-U	LKD	0.3	6.1	32	7
Third	R23	W69-L	Bedroom	0.6			
		W69-U	Bedroom	1.7	2.2	6	0
Third	R24	W70-L	Bedroom	0.5			
		W70-U	Bedroom	1.5	2.0	3	0
Third	R25	W71-L	LKD	0.5			
		W71-U	LKD	2.2			
		W72-L	LKD	0.1			
		W72-U	LKD	0.3	3.1	14	1
Third	R26	W73-L	Bedroom	0.3			
		W73-U	Bedroom	0.8	1.1	2	0
Third	R27	W74-L	Bedroom	0.2			
		W74-U	Bedroom	0.6			
		W75-L	Bedroom	0.2			
		W75-U	Bedroom	1.2			
		W76-L	Bedroom	0.2			
		W76-U	Bedroom	1.3			
		W77-L	Bedroom	0.4			
		W77-U	Bedroom	2.3			
		W78-L	Bedroom	0.2			
		W78-U	Bedroom	1.3			
		W79-L	Bedroom	0.2			
		W79-U	Bedroom	0.9	9.0	26	6
Third	R28	W80-L	Bedroom	0.2			
		W80-U	Bedroom	1.0			
		W81-L	Bedroom	0.2			
		W81-U	Bedroom	1.3			
		W82-L	Bedroom	0.4			
		W82-U	Bedroom	2.3			
		W83-L	Bedroom	0.2			

Floor	Room ID	Window ID	Room Use	ADF	TOTAL ADF	ROOM TOTAL APSH	ROOM WINTER APSH
		W83-U	Bedroom	1.3			
		W84-L	Bedroom	0.2			
		W84-U	Bedroom	1.2			
		W85-L	Bedroom	0.1			
		W85-U	Bedroom	0.5	8.8	31	8
Third	R29	W86-L	Bedroom	0.2			
		W86-U	Bedroom	0.5	0.8	4	0
Third	R30	W87-L	LKD	0.1			
		W87-U	LKD	0.3			
		W88-L	LKD	0.5			
		W88-U	LKD	1.9	2.8	14	2
Third	R31	W89-L	Bedroom	0.4			
		W89-U	Bedroom	0.9	1.3	3	0
Third	R32	W90-L	LKD	0.1			
		W90-U	LKD	0.3			
		W91-L	LKD	0.5			
		W91-U	LKD	2.1	3.0	15	2
Third	R33	W92-L	Bedroom	0.5			
		W92-U	Bedroom	1.1	1.6	6	1
Third	R34	W93-L	Bedroom	0.6			
		W93-U	Bedroom	1.4	2.0	7	1
Third	R35	W94-L	LKD	0.1			
		W94-U	LKD	0.2			
		W95-L	LKD	0.4			
		W95-U	LKD	1.5			
		W96-L	LKD	0.4			
		W96-U	LKD	1.6			
		W97-L	LKD	0.4			
		W97-U	LKD	1.7			
		W98-L	LKD	0.4			
		W98-U	LKD	1.7	8.3	65	19
Third	R36	W99-L	Bedroom	0.4			
		W99-U	Bedroom	1.3	1.7	13	13
Third	R37	W100-L	Bedroom	0.7			
		W100-U	Bedroom	2.0	2.6	15	15
Fourth	R1	W1-L	LKD	0.5			
		W1-U	LKD	2.0			
		W2-L	LKD	0.1			
		W2-U	LKD	0.2			
		W101-L	LKD	0.1			
		W101-U	LKD	0.5			
		W102-L	LKD	0.6			
		W102-U	LKD	2.5	6.7	69	28

Floor	Room ID	Window ID	Room Use	ADF	TOTAL ADF	ROOM TOTAL APSH	ROOM WINTER APSH																																																																																																																																																																	
Fourth	R2	W3-L	Bedroom	0.3	1.3	4	3																																																																																																																																																																	
		W3-U	Bedroom	1.0				Fourth	R3	W4-L	LKD	0.3	1.9	16	7	W4-U	LKD	1.2	W5-L	LKD	0.1	W5-U	LKD	0.3	Fourth	R4	W6-L	Bedroom	0.2	0.5	0	0	W6-U	Bedroom	0.2	Fourth	R5	W7-L	LKD	0.3	1.9	13	2	W7-U	LKD	1.2	W8-L	LKD	0.1	W8-U	LKD	0.2	Fourth	R6	W9-L	Bedroom	0.2	0.6	6	0	W9-U	Bedroom	0.4	Fourth	R7	W10-L	Bedroom	0.1	7.6	39	8	W10-U	Bedroom	0.3	W11-L	Bedroom	0.2	W11-U	Bedroom	1.0	W12-L	Bedroom	0.2	W12-U	Bedroom	1.1	W13-L	Bedroom	0.3	W13-U	Bedroom	2.0	W14-L	Bedroom	0.2	W14-U	Bedroom	1.1	W15-L	Bedroom	0.2	W15-U	Bedroom	1.0	Fourth	R8	W16-L	Bedroom	0.1	8.2	41	8	W16-U	Bedroom	0.8	W17-L	Bedroom	0.2	W17-U	Bedroom	1.1	W18-L	Bedroom	0.3	W18-U	Bedroom	2.1	W19-L	Bedroom	0.2	W19-U	Bedroom	1.2	W20-L	Bedroom	0.2	W20-U	Bedroom	1.2	W21-L	Bedroom	0.2	W21-U	Bedroom	0.6	Fourth	R9	W22-L	Bedroom	0.2	0.9	8	0	W22-U	Bedroom	0.7	Fourth	R10	W23-L	LKD	0.1	2.4	28	4	W23-U	LKD	0.3	W24-L
Fourth	R3	W4-L	LKD	0.3	1.9	16	7																																																																																																																																																																	
		W4-U	LKD	1.2																																																																																																																																																																				
		W5-L	LKD	0.1																																																																																																																																																																				
		W5-U	LKD	0.3																																																																																																																																																																				
Fourth	R4	W6-L	Bedroom	0.2	0.5	0	0																																																																																																																																																																	
		W6-U	Bedroom	0.2																																																																																																																																																																				
Fourth	R5	W7-L	LKD	0.3	1.9	13	2																																																																																																																																																																	
		W7-U	LKD	1.2																																																																																																																																																																				
		W8-L	LKD	0.1																																																																																																																																																																				
		W8-U	LKD	0.2																																																																																																																																																																				
Fourth	R6	W9-L	Bedroom	0.2	0.6	6	0																																																																																																																																																																	
		W9-U	Bedroom	0.4																																																																																																																																																																				
Fourth	R7	W10-L	Bedroom	0.1	7.6	39	8																																																																																																																																																																	
		W10-U	Bedroom	0.3																																																																																																																																																																				
		W11-L	Bedroom	0.2																																																																																																																																																																				
		W11-U	Bedroom	1.0																																																																																																																																																																				
		W12-L	Bedroom	0.2																																																																																																																																																																				
		W12-U	Bedroom	1.1																																																																																																																																																																				
		W13-L	Bedroom	0.3																																																																																																																																																																				
		W13-U	Bedroom	2.0																																																																																																																																																																				
		W14-L	Bedroom	0.2																																																																																																																																																																				
		W14-U	Bedroom	1.1																																																																																																																																																																				
		W15-L	Bedroom	0.2																																																																																																																																																																				
		W15-U	Bedroom	1.0																																																																																																																																																																				
Fourth	R8	W16-L	Bedroom	0.1	8.2	41	8																																																																																																																																																																	
		W16-U	Bedroom	0.8																																																																																																																																																																				
		W17-L	Bedroom	0.2																																																																																																																																																																				
		W17-U	Bedroom	1.1																																																																																																																																																																				
		W18-L	Bedroom	0.3																																																																																																																																																																				
		W18-U	Bedroom	2.1																																																																																																																																																																				
		W19-L	Bedroom	0.2																																																																																																																																																																				
		W19-U	Bedroom	1.2																																																																																																																																																																				
		W20-L	Bedroom	0.2																																																																																																																																																																				
		W20-U	Bedroom	1.2																																																																																																																																																																				
		W21-L	Bedroom	0.2																																																																																																																																																																				
		W21-U	Bedroom	0.6																																																																																																																																																																				
Fourth	R9	W22-L	Bedroom	0.2	0.9	8	0																																																																																																																																																																	
		W22-U	Bedroom	0.7																																																																																																																																																																				
Fourth	R10	W23-L	LKD	0.1	2.4	28	4																																																																																																																																																																	
		W23-U	LKD	0.3																																																																																																																																																																				
		W24-L	LKD	0.4																																																																																																																																																																				
		W24-U	LKD	1.6																																																																																																																																																																				

Floor	Room ID	Window ID	Room Use	ADF	TOTAL ADF	ROOM TOTAL APSH	ROOM WINTER APSH
Fourth	R11	W25-L	Bedroom	0.4	1.7	11	1
		W25-U	Bedroom	1.3			
Fourth	R12	W26-L	Bedroom	0.4	1.6	10	1
		W26-U	Bedroom	1.1			
Fourth	R13	W27-L	LKD	0.1	5.8	50	11
		W27-U	LKD	0.3			
		W28-L	LKD	0.1			
		W28-U	LKD	0.7			
		W29-L	LKD	0.1			
		W29-U	LKD	0.8			
		W30-L	LKD	0.3			
		W30-U	LKD	1.5			
		W31-L	LKD	0.1			
		W31-U	LKD	0.9			
		W32-L	LKD	0.1			
		W32-U	LKD	0.7			
		Fourth	R14	W33-L			
W33-U	Bedroom			0.8			
W34-L	Bedroom			0.2			
W34-U	Bedroom			1.1			
W35-L	Bedroom			0.3			
W35-U	Bedroom			2.0			
W36-L	Bedroom			0.2			
W36-U	Bedroom			1.1			
W37-L	Bedroom			0.2			
W37-U	Bedroom			1.1			
Fourth	R15	W38-L	Bedroom	0.3	1.4	13	0
		W38-U	Bedroom	1.0			
Fourth	R16	W39-L	Bedroom	0.3	1.1	10	0
		W39-U	Bedroom	0.8			
Fourth	R17	W40-L	LKD	0.0	7.5	38	7
		W40-U	LKD	0.2			
		W41-L	LKD	0.3			
		W41-U	LKD	1.3			
		W42-L	LKD	0.3			
		W42-U	LKD	1.2			
		W43-L	LKD	0.1			
		W43-U	LKD	0.6			
		W44-L	LKD	0.1			
		W44-U	LKD	0.7			
		W45-L	LKD	0.2			
		W45-U	LKD	1.3			
		W46-L	LKD	0.1			
		W46-U	LKD	0.7			
		W47-L	LKD	0.1			
W47-U	LKD	0.4					

Floor	Room ID	Window ID	Room Use	ADF	TOTAL ADF	ROOM TOTAL APSH	ROOM WINTER APSH
Fourth	R18	W48-L	LKD	0.1			
		W48-U	LKD	0.4			
		W49-L	LKD	0.1			
		W49-U	LKD	0.7			
		W50-L	LKD	0.2			
		W50-U	LKD	1.3			
		W51-L	LKD	0.1			
		W51-U	LKD	0.7			
		W52-L	LKD	0.1			
		W52-U	LKD	0.6			
		W53-L	LKD	0.3			
		W53-U	LKD	1.2			
		W54-L	LKD	0.4			
		W54-U	LKD	1.4			
		W55-L	LKD	0.1			
		W55-U	LKD	0.2		7.7	34
Fourth	R19	W56-L	Bedroom	0.3			
		W56-U	Bedroom	1.1	1.5	9	0
Fourth	R20	W57-L	Bedroom	0.4			
		W57-U	Bedroom	1.2	1.6	4	0
Fourth	R21	W58-L	Bedroom	0.2			
		W58-U	Bedroom	1.1			
		W59-L	Bedroom	0.2			
		W59-U	Bedroom	1.3			
		W60-L	Bedroom	0.4			
		W60-U	Bedroom	2.3			
		W61-L	Bedroom	0.2			
		W61-U	Bedroom	1.3			
		W62-L	Bedroom	0.1			
		W62-U	Bedroom	0.8	8.0	29	6
Fourth	R22	W63-L	LKD	0.1			
		W63-U	LKD	0.7			
		W64-L	LKD	0.2			
		W64-U	LKD	1.0			
		W65-L	LKD	0.3			
		W65-U	LKD	1.8			
		W66-L	LKD	0.2			
		W66-U	LKD	1.0			
		W67-L	LKD	0.1			
		W67-U	LKD	0.8			
		W68-L	LKD	0.1			
		W68-U	LKD	0.4	6.5	34	7
Fourth	R23	W69-L	Bedroom	0.7			
		W69-U	Bedroom	2.1	2.8	8	0
Fourth	R24	W70-L	Bedroom	0.6			
		W70-U	Bedroom	1.8	2.4	5	0

Floor	Room ID	Window ID	Room Use	ADF	TOTAL ADF	ROOM TOTAL APSH	ROOM WINTER APSH
Fourth	R25	W71-L	LKD	0.5	3.2	15	1
		W71-U	LKD	2.1			
		W72-L	LKD	0.1			
		W72-U	LKD	0.4			
Fourth	R26	W73-L	Bedroom	0.3	1.3	3	0
		W73-U	Bedroom	1.0			
Fourth	R27	W74-L	Bedroom	0.2	9.6	28	6
		W74-U	Bedroom	0.6			
		W75-L	Bedroom	0.2			
		W75-U	Bedroom	1.3			
		W76-L	Bedroom	0.2			
		W76-U	Bedroom	1.4			
		W77-L	Bedroom	0.4			
		W77-U	Bedroom	2.5			
		W78-L	Bedroom	0.2			
		W78-U	Bedroom	1.4			
		W79-L	Bedroom	0.2			
		W79-U	Bedroom	1.0			
Fourth	R28	W80-L	Bedroom	0.2	9.5	33	8
		W80-U	Bedroom	1.1			
		W81-L	Bedroom	0.2			
		W81-U	Bedroom	1.4			
		W82-L	Bedroom	0.4			
		W82-U	Bedroom	2.5			
		W83-L	Bedroom	0.2			
		W83-U	Bedroom	1.4			
		W84-L	Bedroom	0.2			
		W84-U	Bedroom	1.2			
		W85-L	Bedroom	0.1			
		W85-U	Bedroom	0.6			
Fourth	R29	W86-L	Bedroom	0.3	1.1	6	0
		W86-U	Bedroom	0.8			
Fourth	R30	W87-L	LKD	0.1	2.8	16	2
		W87-U	LKD	0.4			
		W88-L	LKD	0.5			
		W88-U	LKD	1.8			
Fourth	R31	W89-L	Bedroom	0.5	1.9	3	0
		W89-U	Bedroom	1.4			
Fourth	R32	W90-L	LKD	0.1	2.9	16	2
		W90-U	LKD	0.4			
		W91-L	LKD	0.5			
		W91-U	LKD	2.0			
Fourth	R33	W92-L	Bedroom	0.5	2.2	9	2
		W92-U	Bedroom	1.6			



Floor	Room ID	Window ID	Room Use	ADF	TOTAL ADF	ROOM TOTAL APSH	ROOM WINTER APSH
Fourth	R34	W93-L	Bedroom	0.7	2.7	9	2
		W93-U	Bedroom	2.1			
Fourth	R35	W94-L	LKD	0.1	8.2	67	28
		W94-U	LKD	0.3			
		W95-L	LKD	0.4			
		W95-U	LKD	1.4			
		W96-L	LKD	0.4			
		W96-U	LKD	1.4			
		W97-L	LKD	0.4			
		W97-U	LKD	1.7			
		W98-L	LKD	0.4			
		W98-U	LKD	1.7			
Fourth	R36	W99-L	Bedroom	0.5	2.4	22	22
		W99-U	Bedroom	1.9			
Fourth	R37	W100-L	Bedroom	0.8	4.0	29	22
		W100-U	Bedroom	3.2			
Fifth	R1	W1-L	LKD	0.6	7.7	79	30
		W1-U	LKD	2.5			
		W2-L	LKD	0.1			
		W2-U	LKD	0.3			
		W101-L	LKD	0.1			
		W101-U	LKD	0.4			
		W102-L	LKD	0.7			
		W102-U	LKD	3.0			
Fifth	R2	W3-L	Bedroom	0.4	1.4	7	3
		W3-U	Bedroom	1.0			
Fifth	R3	W4-L	LKD	0.4	2.5	23	7
		W4-U	LKD	1.7			
		W5-L	LKD	0.1			
		W5-U	LKD	0.3			
Fifth	R4	W6-L	Bedroom	0.3	0.7	0	0
		W6-U	Bedroom	0.4			
Fifth	R5	W7-L	LKD	0.4	2.4	28	5
		W7-U	LKD	1.7			
		W8-L	LKD	0.1			
		W8-U	LKD	0.2			
Fifth	R6	W9-L	Bedroom	0.2	0.8	7	0
		W9-U	Bedroom	0.5			
Fifth	R7	W10-L	Bedroom	0.1	1.1		
		W10-U	Bedroom	0.4			
		W11-L	Bedroom	0.2			
		W11-U	Bedroom	1.1			

Floor	Room ID	Window ID	Room Use	ADF	TOTAL ADF	ROOM TOTAL APSH	ROOM WINTER APSH
		W12-L	Bedroom	0.2			
		W12-U	Bedroom	1.2			
		W13-L	Bedroom	0.4			
		W13-U	Bedroom	2.2			
		W14-L	Bedroom	0.2			
		W14-U	Bedroom	1.2			
		W15-L	Bedroom	0.2			
		W15-U	Bedroom	1.0	8.3	47	10
Fifth	R8	W16-L	Bedroom	0.1			
		W16-U	Bedroom	0.9			
		W17-L	Bedroom	0.2			
		W17-U	Bedroom	1.2			
		W18-L	Bedroom	0.4			
		W18-U	Bedroom	2.2			
		W19-L	Bedroom	0.2			
		W19-U	Bedroom	1.2			
		W20-L	Bedroom	0.2			
		W20-U	Bedroom	1.2			
		W21-L	Bedroom	0.1			
		W21-U	Bedroom	0.5	8.7	48	12
Fifth	R9	W22-L	Bedroom	0.3			
		W22-U	Bedroom	0.7	1.0	9	0
Fifth	R10	W23-L	LKD	0.1			
		W23-U	LKD	0.3			
		W24-L	LKD	0.5			
		W24-U	LKD	2.0	2.9	34	6
Fifth	R11	W25-L	Bedroom	0.5			
		W25-U	Bedroom	1.3	1.8	13	2
Fifth	R12	W26-L	Bedroom	0.4			
		W26-U	Bedroom	1.2	1.7	11	3
Fifth	R13	W27-L	LKD	0.1			
		W27-U	LKD	0.3			
		W28-L	LKD	0.1			
		W28-U	LKD	0.8			
		W29-L	LKD	0.2			
		W29-U	LKD	0.9			
		W30-L	LKD	0.3			
		W30-U	LKD	1.6			
		W31-L	LKD	0.2			
		W31-U	LKD	0.9			
		W32-L	LKD	0.1			
		W32-U	LKD	0.7	6.1	55	14
Fifth	R14	W33-L	Bedroom	0.1			
		W33-U	Bedroom	0.8			
		W34-L	Bedroom	0.2			
		W34-U	Bedroom	1.2			

Floor	Room ID	Window ID	Room Use	ADF	TOTAL ADF	ROOM TOTAL APSH	ROOM WINTER APSH
		W35-L	Bedroom	0.4			
		W35-U	Bedroom	2.1			
		W36-L	Bedroom	0.2			
		W36-U	Bedroom	1.2			
		W37-L	Bedroom	0.2			
		W37-U	Bedroom	1.1	7.5	55	15
Fifth	R15	W38-L	Bedroom	0.3			
		W38-U	Bedroom	1.0	1.3	12	0
Fifth	R16	W39-L	Bedroom	0.3			
		W39-U	Bedroom	0.8	1.1	10	2
Fifth	R17	W40-L	LKD	0.0			
		W40-U	LKD	0.2			
		W41-L	LKD	0.4			
		W41-U	LKD	1.5			
		W42-L	LKD	0.3			
		W42-U	LKD	1.2			
		W43-L	LKD	0.1			
		W43-U	LKD	0.6			
		W44-L	LKD	0.1			
		W44-U	LKD	0.7			
		W45-L	LKD	0.2			
		W45-U	LKD	1.2			
		W46-L	LKD	0.1			
		W46-U	LKD	0.7			
		W47-L	LKD	0.1			
		W47-U	LKD	0.5	7.8	44	10
Fifth	R18	W48-L	LKD	0.1			
		W48-U	LKD	0.5			
		W49-L	LKD	0.1			
		W49-U	LKD	0.7			
		W50-L	LKD	0.2			
		W50-U	LKD	1.2			
		W51-L	LKD	0.1			
		W51-U	LKD	0.7			
		W52-L	LKD	0.1			
		W52-U	LKD	0.6			
		W53-L	LKD	0.3			
		W53-U	LKD	1.2			
		W54-L	LKD	0.4			
		W54-U	LKD	1.6			
		W55-L	LKD	0.1			
		W55-U	LKD	0.2	8.0	34	2
Fifth	R19	W56-L	Bedroom	0.3			
		W56-U	Bedroom	1.1	1.4	10	0
Fifth	R20	W57-L	Bedroom	0.4			
		W57-U	Bedroom	1.2	1.5	5	0

Floor	Room ID	Window ID	Room Use	ADF	TOTAL ADF	ROOM TOTAL APSH	ROOM WINTER APSH
Fifth	R21	W58-L	Bedroom	0.2	8.2	35	7
		W58-U	Bedroom	1.1			
		W59-L	Bedroom	0.2			
		W59-U	Bedroom	1.3			
		W60-L	Bedroom	0.4			
		W60-U	Bedroom	2.4			
		W61-L	Bedroom	0.2			
		W61-U	Bedroom	1.3			
		W62-L	Bedroom	0.1			
		W62-U	Bedroom	0.9			
Fifth	R22	W63-L	LKD	0.1	6.7	36	8
		W63-U	LKD	0.7			
		W64-L	LKD	0.3			
		W64-U	LKD	1.8			
		W65-L	LKD	0.2			
		W65-U	LKD	1.0			
		W66-L	LKD	0.2			
		W66-U	LKD	1.0			
		W67-L	LKD	0.1			
		W67-U	LKD	0.8			
		W68-L	LKD	0.1			
		W68-U	LKD	0.3			
		Fifth	R23	W69-L			
W69-U	Bedroom			2.1			
Fifth	R24	W70-L	Bedroom	0.6	2.3	6	0
		W70-U	Bedroom	1.8			
Fifth	R25	W71-L	LKD	0.6	3.6	17	1
		W71-U	LKD	2.5			
		W72-L	LKD	0.1			
		W72-U	LKD	0.4			
Fifth	R26	W73-L	Bedroom	0.3	1.3	4	0
		W73-U	Bedroom	1.0			
Fifth	R27	W74-L	Bedroom	0.2	10.0	33	7
		W74-U	Bedroom	0.6			
		W75-L	Bedroom	0.2			
		W75-U	Bedroom	1.3			
		W76-L	Bedroom	0.2			
		W76-U	Bedroom	1.5			
		W77-L	Bedroom	0.4			
		W77-U	Bedroom	2.6			
		W78-L	Bedroom	0.2			
		W78-U	Bedroom	1.4			
		W79-L	Bedroom	0.2			
		W79-U	Bedroom	1.1			
Fifth	R28	W80-L	Bedroom	0.2			
		W80-U	Bedroom	1.1			

Floor	Room ID	Window ID	Room Use	ADF	TOTAL ADF	ROOM TOTAL APSH	ROOM WINTER APSH
		W81-L	Bedroom	0.2			
		W81-U	Bedroom	1.4			
		W82-L	Bedroom	0.4			
		W82-U	Bedroom	2.6			
		W83-L	Bedroom	0.2			
		W83-U	Bedroom	1.4			
		W84-L	Bedroom	0.2			
		W84-U	Bedroom	1.3			
		W85-L	Bedroom	0.1			
		W85-U	Bedroom	0.5	9.9	37	9
Fifth	R29	W86-L	Bedroom	0.3			
		W86-U	Bedroom	0.9	1.1	7	0
Fifth	R30	W87-L	LKD	0.1			
		W87-U	LKD	0.4			
		W88-L	LKD	0.5			
		W88-U	LKD	2.2	3.2	18	2
Fifth	R31	W89-L	Bedroom	0.5			
		W89-U	Bedroom	1.5	1.9	5	0
Fifth	R32	W90-L	LKD	0.1			
		W90-U	LKD	0.3			
		W91-L	LKD	0.6			
		W91-U	LKD	2.4	3.4	18	2
Fifth	R33	W92-L	Bedroom	0.6			
		W92-U	Bedroom	1.7	2.2	10	2
Fifth	R34	W93-L	Bedroom	0.7			
		W93-U	Bedroom	2.1	2.8	10	2
Fifth	R35	W94-L	LKD	0.1			
		W94-U	LKD	0.3			
		W95-L	LKD	0.4			
		W95-U	LKD	1.7			
		W96-L	LKD	0.4			
		W96-U	LKD	1.8			
		W97-L	LKD	0.5			
		W97-U	LKD	2.1			
		W98-L	LKD	0.5			
		W98-U	LKD	2.1	9.8	76	28
Fifth	R36	W99-L	Bedroom	0.6			
		W99-U	Bedroom	1.9	2.5	21	21
Fifth	R37	W100-L	Bedroom	0.9			
		W100-U	Bedroom	2.9	3.7	21	21
Sixth	R1	W1-L	LKD	0.6			
		W1-U	LKD	2.7			
		W2-L	LKD	0.1			

Floor	Room ID	Window ID	Room Use	ADF	TOTAL ADF	ROOM TOTAL APSH	ROOM WINTER APSH
		W2-U	LKD	0.7			
		W81-L	LKD	0.1			
		W81-U	LKD	0.7			
		W82-L	LKD	0.7			
		W82-U	LKD	3.0	8.8	86	30
Sixth	R2	W3-L	Bedroom	0.6			
		W3-U	Bedroom	2.6	3.2	24	4
Sixth	R3	W4-L	LKD	0.5			
		W4-U	LKD	2.0			
		W5-L	LKD	0.1			
		W5-U	LKD	0.6	3.2	34	10
Sixth	R4	W6-L	Bedroom	0.5			
		W6-U	Bedroom	2.4	3.0	26	3
Sixth	R5	W7-L	LKD	0.5			
		W7-U	LKD	2.0			
		W8-L	LKD	0.1			
		W8-U	LKD	0.7	3.2	38	7
Sixth	R6	W9-L	Bedroom	0.4			
		W9-U	Bedroom	1.7	2.0	22	1
Sixth	R7	W10-L	Bedroom	0.3			
		W10-U	Bedroom	1.4			
		W11-L	Bedroom	0.2			
		W11-U	Bedroom	1.0			
		W12-L	Bedroom	0.5			
		W12-U	Bedroom	2.2			
		W13-L	Bedroom	0.2			
		W13-U	Bedroom	1.0	6.8	51	10
Sixth	R8	W14-L	Bedroom	0.2			
		W14-U	Bedroom	1.0			
		W15-L	Bedroom	0.5			
		W15-U	Bedroom	2.1			
		W16-L	Bedroom	0.2			
		W16-U	Bedroom	1.0			
		W17-L	Bedroom	0.2			
		W17-U	Bedroom	0.8	6.1	39	10
Sixth	R9	W18-L	Bedroom	0.3			
		W18-U	Bedroom	1.0	1.2	14	0
Sixth	R10	W19-L	LKD	0.1			
		W19-U	LKD	0.4			
		W20-L	LKD	0.5			
		W20-U	LKD	2.3	3.4	42	10
Sixth	R11	W21-L	Bedroom	0.5			
		W21-U	Bedroom	1.7	2.2	16	2

Floor	Room ID	Window ID	Room Use	ADF	TOTAL ADF	ROOM TOTAL APSH	ROOM WINTER APSH																																																																																																																																																															
Sixth	R12	W22-L	Bedroom	0.6	2.4	17	5																																																																																																																																																															
		W22-U	Bedroom	1.8				Sixth	R13	W23-L	LKD	0.1	3.6	44	13	W23-U	LKD	0.4	W24-L	LKD	0.1	W24-U	LKD	0.6	W25-L	LKD	0.3	W25-U	LKD	1.3	W26-L	LKD	0.1	W26-U	LKD	0.6	Sixth	R14	W27-L	Bedroom	0.3	6.1	43	12	W27-U	Bedroom	1.2	W28-L	Bedroom	0.6	W28-U	Bedroom	2.6	W29-L	Bedroom	0.3	W29-U	Bedroom	1.2	Sixth	R15	W30-L	Bedroom	0.4	2.2	19	0	W30-U	Bedroom	1.8	Sixth	R16	W31-L	Bedroom	0.4	2.1	25	3	W31-U	Bedroom	1.7	Sixth	R17	W32-L	LKD	0.1	6.3	54	11	W32-U	LKD	0.4	W33-L	LKD	0.4	W33-U	LKD	1.7	W34-L	LKD	0.3	W34-U	LKD	1.2	W35-L	LKD	0.1	W35-U	LKD	0.4	W36-L	LKD	0.2	W36-U	LKD	0.9	W37-L	LKD	0.1	W37-U	LKD	0.4	Sixth	R18	W38-L	LKD	0.1	6.5	41	4	W38-U	LKD	0.4	W39-L	LKD	0.2	W39-U	LKD	0.9	W40-L	LKD	0.1	W40-U	LKD	0.4	W41-L	LKD	0.3	W41-U	LKD	1.2	W42-L	LKD	0.4	W42-U	LKD	1.8	W43-L	LKD	0.1	W43-U	LKD	0.4	Sixth	R19	W44-L
Sixth	R13	W23-L	LKD	0.1	3.6	44	13																																																																																																																																																															
		W23-U	LKD	0.4																																																																																																																																																																		
		W24-L	LKD	0.1																																																																																																																																																																		
		W24-U	LKD	0.6																																																																																																																																																																		
		W25-L	LKD	0.3																																																																																																																																																																		
		W25-U	LKD	1.3																																																																																																																																																																		
		W26-L	LKD	0.1																																																																																																																																																																		
		W26-U	LKD	0.6																																																																																																																																																																		
Sixth	R14	W27-L	Bedroom	0.3	6.1	43	12																																																																																																																																																															
		W27-U	Bedroom	1.2																																																																																																																																																																		
		W28-L	Bedroom	0.6																																																																																																																																																																		
		W28-U	Bedroom	2.6																																																																																																																																																																		
		W29-L	Bedroom	0.3																																																																																																																																																																		
		W29-U	Bedroom	1.2																																																																																																																																																																		
Sixth	R15	W30-L	Bedroom	0.4	2.2	19	0																																																																																																																																																															
		W30-U	Bedroom	1.8																																																																																																																																																																		
Sixth	R16	W31-L	Bedroom	0.4	2.1	25	3																																																																																																																																																															
		W31-U	Bedroom	1.7																																																																																																																																																																		
Sixth	R17	W32-L	LKD	0.1	6.3	54	11																																																																																																																																																															
		W32-U	LKD	0.4																																																																																																																																																																		
		W33-L	LKD	0.4																																																																																																																																																																		
		W33-U	LKD	1.7																																																																																																																																																																		
		W34-L	LKD	0.3																																																																																																																																																																		
		W34-U	LKD	1.2																																																																																																																																																																		
		W35-L	LKD	0.1																																																																																																																																																																		
		W35-U	LKD	0.4																																																																																																																																																																		
		W36-L	LKD	0.2																																																																																																																																																																		
		W36-U	LKD	0.9																																																																																																																																																																		
		W37-L	LKD	0.1																																																																																																																																																																		
		W37-U	LKD	0.4																																																																																																																																																																		
Sixth	R18	W38-L	LKD	0.1	6.5	41	4																																																																																																																																																															
		W38-U	LKD	0.4																																																																																																																																																																		
		W39-L	LKD	0.2																																																																																																																																																																		
		W39-U	LKD	0.9																																																																																																																																																																		
		W40-L	LKD	0.1																																																																																																																																																																		
		W40-U	LKD	0.4																																																																																																																																																																		
		W41-L	LKD	0.3																																																																																																																																																																		
		W41-U	LKD	1.2																																																																																																																																																																		
		W42-L	LKD	0.4																																																																																																																																																																		
		W42-U	LKD	1.8																																																																																																																																																																		
		W43-L	LKD	0.1																																																																																																																																																																		
		W43-U	LKD	0.4																																																																																																																																																																		
Sixth	R19	W44-L	Bedroom	0.4																																																																																																																																																																		

Floor	Room ID	Window ID	Room Use	ADF	TOTAL ADF	ROOM TOTAL APSH	ROOM WINTER APSH
		W44-U	Bedroom	1.9	2.3	13	0
Sixth	R20	W45-L	Bedroom	0.4			
		W45-U	Bedroom	1.9	2.4	5	0
Sixth	R21	W46-L	Bedroom	0.2			
		W46-U	Bedroom	0.9			
		W47-L	Bedroom	0.5			
		W47-U	Bedroom	2.0			
		W48-L	Bedroom	0.2			
		W48-U	Bedroom	0.9	4.8	22	3
Sixth	R22	W49-L	LKD	0.2			
		W49-U	LKD	0.6			
		W50-L	LKD	0.3			
		W50-U	LKD	1.4			
		W51-L	LKD	0.2			
		W51-U	LKD	0.6			
		W52-L	LKD	0.1			
		W52-U	LKD	0.4	3.8	24	5
Sixth	R23	W53-L	Bedroom	0.8			
		W53-U	Bedroom	2.7	3.5	12	1
Sixth	R24	W54-L	Bedroom	0.6			
		W54-U	Bedroom	2.1	2.7	8	0
Sixth	R25	W55-L	LKD	0.6			
		W55-U	LKD	2.6			
		W56-L	LKD	0.2			
		W56-U	LKD	0.5	3.8	20	2
Sixth	R26	W57-L	Bedroom	0.3			
		W57-U	Bedroom	1.2	1.5	6	0
Sixth	R27	W58-L	Bedroom	0.2			
		W58-U	Bedroom	0.8			
		W59-L	Bedroom	0.3			
		W59-U	Bedroom	1.1			
		W60-L	Bedroom	0.6			
		W60-U	Bedroom	2.4			
		W61-L	Bedroom	0.3			
		W61-U	Bedroom	1.1	6.7	21	3
Sixth	R28	W62-L	Bedroom	0.3			
		W62-U	Bedroom	1.1			
		W63-L	Bedroom	0.6			
		W63-U	Bedroom	2.4			
		W64-L	Bedroom	0.3			
		W64-U	Bedroom	1.1			
		W65-L	Bedroom	0.3			
		W65-U	Bedroom	1.4	7.4	38	6



Floor	Room ID	Window ID	Room Use	ADF	TOTAL ADF	ROOM TOTAL APSH	ROOM WINTER APSH																																																																																																																																																																							
Sixth	R29	W66-L	Bedroom	0.4	2.1	11	0																																																																																																																																																																							
		W66-U	Bedroom	1.7				Sixth	R30	W67-L	LKD	0.2	4.0	20	2	W67-U	LKD	0.8	W68-L	LKD	0.6	W68-U	LKD	2.4	Sixth	R31	W69-L	Bedroom	0.6	3.5	7	0	W69-U	Bedroom	2.9	Sixth	R32	W70-L	LKD	0.1	3.9	20	2	W70-U	LKD	0.7	W71-L	LKD	0.6	W71-U	LKD	2.5	Sixth	R33	W72-L	Bedroom	0.8	4.2	16	2	W72-U	Bedroom	3.4	Sixth	R34	W73-L	Bedroom	1.0	5.3	14	2	W73-U	Bedroom	4.3	Sixth	R35	W74-L	LKD	0.1	10.6	78	28	W74-U	LKD	0.6	W75-L	LKD	0.4	W75-U	LKD	1.9	W76-L	LKD	0.4	W76-U	LKD	1.9	W77-L	LKD	0.5	W77-U	LKD	2.1	W78-L	LKD	0.5	W78-U	LKD	2.1	Sixth	R36	W79-L	Bedroom	0.7	3.9	47	22	W79-U	Bedroom	3.2	Sixth	R37	W80-L	Bedroom	1.1	5.9	50	22	W80-U	Bedroom	4.8	Seventh	R1	W1-L	LKD	0.2	4.8	79	27	W1-U	LKD	1.0	W41-L	LKD	0.2	W41-U	LKD	0.9	W42-L	LKD	0.2	W42-U	LKD	1.0	W43-L	LKD	0.2	W43-U	LKD	1.1	Seventh	R2	W2-L	LKD	0.2	3.7	53	15	W2-U	LKD	1.0	W3-L	LKD	0.4
Sixth	R30	W67-L	LKD	0.2	4.0	20	2																																																																																																																																																																							
		W67-U	LKD	0.8																																																																																																																																																																										
		W68-L	LKD	0.6																																																																																																																																																																										
		W68-U	LKD	2.4				Sixth	R31	W69-L	Bedroom	0.6	3.5	7	0	W69-U	Bedroom	2.9	Sixth	R32	W70-L	LKD	0.1	3.9	20	2	W70-U	LKD	0.7	W71-L	LKD	0.6	W71-U	LKD	2.5	Sixth	R33	W72-L	Bedroom	0.8	4.2	16	2	W72-U	Bedroom	3.4	Sixth	R34	W73-L	Bedroom	1.0	5.3	14	2	W73-U	Bedroom	4.3	Sixth	R35	W74-L	LKD	0.1	10.6	78	28	W74-U	LKD	0.6	W75-L	LKD	0.4	W75-U	LKD	1.9			W76-L	LKD	0.4				W76-U	LKD	1.9	W77-L	LKD	0.5	W77-U	LKD	2.1	W78-L	LKD	0.5	W78-U	LKD	2.1	Sixth	R36	W79-L	Bedroom	0.7	3.9	47	22	W79-U	Bedroom	3.2	Sixth	R37	W80-L	Bedroom	1.1	5.9	50	22	W80-U	Bedroom	4.8	Seventh	R1	W1-L	LKD	0.2	4.8	79	27	W1-U	LKD	1.0	W41-L			LKD	0.2	W41-U				LKD	0.9	W42-L	LKD	0.2	W42-U	LKD	1.0	W43-L	LKD	0.2	W43-U	LKD	1.1	Seventh	R2	W2-L	LKD	0.2	3.7	53	15	W2-U	LKD	1.0	W3-L	LKD	0.4	W3-U	LKD	2.1				
Sixth	R31	W69-L	Bedroom	0.6	3.5	7	0																																																																																																																																																																							
		W69-U	Bedroom	2.9				Sixth	R32	W70-L	LKD	0.1	3.9	20	2	W70-U	LKD	0.7			W71-L	LKD	0.6				W71-U	LKD	2.5	Sixth	R33	W72-L	Bedroom	0.8	4.2	16	2	W72-U	Bedroom	3.4	Sixth	R34	W73-L	Bedroom	1.0	5.3	14	2	W73-U	Bedroom	4.3	Sixth	R35	W74-L	LKD	0.1	10.6			78	28	W74-U				LKD	0.6	W75-L	LKD	0.4	W75-U	LKD	1.9	W76-L			LKD	0.4	W76-U				LKD	1.9	W77-L	LKD	0.5	W77-U	LKD	2.1	W78-L	LKD	0.5	W78-U	LKD	2.1	Sixth	R36	W79-L	Bedroom	0.7	3.9	47	22	W79-U	Bedroom	3.2	Sixth	R37	W80-L	Bedroom	1.1	5.9	50	22	W80-U	Bedroom	4.8	Seventh			R1	W1-L	LKD				0.2	4.8	79	27			W1-U	LKD	1.0				W41-L	LKD	0.2	W41-U	LKD	0.9	W42-L	LKD	0.2	W42-U	LKD	1.0	W43-L	LKD			0.2	W43-U	LKD				1.1	Seventh	R2	W2-L	LKD	0.2	3.7	53	15	W2-U	LKD	1.0	W3-L
Sixth	R32	W70-L	LKD	0.1	3.9	20	2																																																																																																																																																																							
		W70-U	LKD	0.7																																																																																																																																																																										
		W71-L	LKD	0.6																																																																																																																																																																										
		W71-U	LKD	2.5				Sixth	R33	W72-L	Bedroom	0.8	4.2	16	2	W72-U	Bedroom	3.4	Sixth	R34	W73-L	Bedroom	1.0	5.3	14	2	W73-U	Bedroom	4.3	Sixth	R35	W74-L	LKD	0.1	10.6	78	28	W74-U	LKD	0.6	W75-L	LKD	0.4	W75-U	LKD	1.9	W76-L	LKD	0.4	W76-U	LKD			1.9	W77-L	LKD						0.5				W77-U	LKD	2.1	W78-L	LKD	0.5	W78-U	LKD	2.1	Sixth	R36	W79-L	Bedroom	0.7	3.9	47	22	W79-U	Bedroom	3.2	Sixth	R37	W80-L	Bedroom	1.1	5.9	50	22	W80-U	Bedroom	4.8	Seventh	R1	W1-L	LKD	0.2	4.8	79	27	W1-U	LKD	1.0	W41-L	LKD	0.2	W41-U	LKD	0.9	W42-L	LKD	0.2	W42-U	LKD					1.0	W43-L				LKD				0.2	W43-U	LKD	1.1	Seventh	R2	W2-L	LKD	0.2	3.7	53	15	W2-U	LKD	1.0	W3-L	LKD	0.4	W3-U	LKD	2.1																						
Sixth	R33	W72-L	Bedroom	0.8	4.2	16	2																																																																																																																																																																							
		W72-U	Bedroom	3.4				Sixth	R34	W73-L	Bedroom	1.0	5.3	14	2	W73-U	Bedroom	4.3	Sixth	R35	W74-L	LKD	0.1	10.6	78	28	W74-U	LKD	0.6			W75-L	LKD	0.4				W75-U	LKD	1.9	W76-L	LKD	0.4	W76-U	LKD	1.9	W77-L	LKD	0.5	W77-U	LKD			2.1	W78-L	LKD						0.5				W78-U	LKD	2.1	Sixth	R36	W79-L	Bedroom	0.7	3.9	47	22	W79-U	Bedroom	3.2	Sixth	R37	W80-L	Bedroom	1.1	5.9	50	22	W80-U	Bedroom	4.8	Seventh	R1	W1-L	LKD	0.2	4.8			79	27	W1-U				LKD	1.0	W41-L	LKD	0.2	W41-U	LKD	0.9	W42-L	LKD	0.2	W42-U	LKD	1.0		W43-L	LKD		0.2	W43-U	LKD	1.1	Seventh	R2				W2-L	LKD	0.2	3.7			53	15	W2-U				LKD	1.0	W3-L	LKD	0.4	W3-U	LKD	2.1																							
Sixth	R34	W73-L	Bedroom	1.0	5.3	14	2																																																																																																																																																																							
		W73-U	Bedroom	4.3				Sixth	R35	W74-L	LKD	0.1	10.6	78	28	W74-U	LKD	0.6			W75-L	LKD	0.4				W75-U	LKD	1.9			W76-L	LKD	0.4				W76-U	LKD	1.9	W77-L	LKD	0.5	W77-U	LKD	2.1	W78-L	LKD	0.5	W78-U	LKD			2.1	Sixth	R36		W79-L	Bedroom			0.7	3.9	47	22	W79-U	Bedroom	3.2	Sixth	R37	W80-L	Bedroom	1.1	5.9	50	22	W80-U	Bedroom	4.8	Seventh	R1	W1-L	LKD	0.2	4.8	79	27	W1-U	LKD	1.0			W41-L	LKD	0.2						W41-U				LKD	0.9	W42-L	LKD	0.2	W42-U	LKD	1.0	W43-L	LKD	0.2	W43-U	LKD	1.1	Seventh	R2	W2-L	LKD	0.2	3.7	53	15			W2-U	LKD	1.0	W3-L	LKD	0.4		W3-U	LKD			2.1																																		
Sixth	R35	W74-L	LKD	0.1	10.6	78	28																																																																																																																																																																							
		W74-U	LKD	0.6																																																																																																																																																																										
		W75-L	LKD	0.4																																																																																																																																																																										
		W75-U	LKD	1.9																																																																																																																																																																										
		W76-L	LKD	0.4																																																																																																																																																																										
		W76-U	LKD	1.9																																																																																																																																																																										
		W77-L	LKD	0.5																																																																																																																																																																										
		W77-U	LKD	2.1																																																																																																																																																																										
		W78-L	LKD	0.5																																																																																																																																																																										
		W78-U	LKD	2.1				Sixth	R36	W79-L	Bedroom	0.7	3.9	47	22	W79-U	Bedroom	3.2	Sixth	R37	W80-L	Bedroom	1.1	5.9	50	22	W80-U	Bedroom	4.8	Seventh	R1	W1-L	LKD	0.2	4.8	79	27	W1-U	LKD	1.0	W41-L	LKD	0.2	W41-U	LKD	0.9	W42-L	LKD	0.2	W42-U	LKD	1.0	W43-L	LKD	0.2	W43-U	LKD	1.1	Seventh	R2	W2-L	LKD	0.2	3.7	53	15	W2-U	LKD	1.0	W3-L	LKD	0.4	W3-U	LKD	2.1																																																																																																			
Sixth	R36	W79-L	Bedroom	0.7	3.9	47	22																																																																																																																																																																							
		W79-U	Bedroom	3.2				Sixth	R37	W80-L	Bedroom	1.1	5.9	50	22	W80-U	Bedroom	4.8	Seventh	R1	W1-L	LKD	0.2	4.8	79	27	W1-U	LKD	1.0			W41-L	LKD	0.2				W41-U	LKD	0.9	W42-L	LKD	0.2	W42-U	LKD	1.0	W43-L	LKD	0.2	W43-U	LKD	1.1	Seventh	R2	W2-L	LKD	0.2	3.7			53	15	W2-U				LKD	1.0	W3-L	LKD	0.4	W3-U	LKD	2.1																																																																																																				
Sixth	R37	W80-L	Bedroom	1.1	5.9	50	22																																																																																																																																																																							
		W80-U	Bedroom	4.8				Seventh	R1	W1-L	LKD	0.2	4.8	79	27	W1-U	LKD	1.0			W41-L	LKD	0.2				W41-U	LKD	0.9			W42-L	LKD	0.2				W42-U	LKD	1.0	W43-L	LKD	0.2	W43-U	LKD	1.1	Seventh	R2	W2-L	LKD	0.2	3.7			53	15	W2-U		LKD	1.0			W3-L	LKD	0.4	W3-U	LKD	2.1																																																																																																										
Seventh	R1	W1-L	LKD	0.2	4.8	79	27																																																																																																																																																																							
		W1-U	LKD	1.0																																																																																																																																																																										
		W41-L	LKD	0.2																																																																																																																																																																										
		W41-U	LKD	0.9																																																																																																																																																																										
		W42-L	LKD	0.2																																																																																																																																																																										
		W42-U	LKD	1.0																																																																																																																																																																										
		W43-L	LKD	0.2																																																																																																																																																																										
		W43-U	LKD	1.1				Seventh	R2	W2-L	LKD	0.2	3.7	53	15	W2-U	LKD	1.0	W3-L	LKD	0.4	W3-U	LKD	2.1																																																																																																																																																						
Seventh	R2	W2-L	LKD	0.2	3.7	53	15																																																																																																																																																																							
		W2-U	LKD	1.0																																																																																																																																																																										
		W3-L	LKD	0.4																																																																																																																																																																										
		W3-U	LKD	2.1																																																																																																																																																																										

Floor	Room ID	Window ID	Room Use	ADF	TOTAL ADF	ROOM TOTAL APSH	ROOM WINTER APSH																																																																																																																																																																													
Seventh	R3	W4-L	Bedroom	0.5	2.9	40	7																																																																																																																																																																													
		W4-U	Bedroom	2.5				Seventh	R4	W5-L	LKD	0.4	4.2	51	13	W5-U	LKD	1.8	W6-L	LKD	0.4	W6-U	LKD	1.7	Seventh	R5	W7-L	Bedroom	0.4	2.1	30	4	W7-U	Bedroom	1.7	Seventh	R6	W8-L	Bedroom	0.3	1.9	32	5	W8-U	Bedroom	1.6	Seventh	R7	W9-L	LKD	0.5	2.9	46	7	W9-U	LKD	2.4	Seventh	R8	W10-L	Bedroom	1.2	7.2	52	13	W10-U	Bedroom	6.0	Seventh	R9	W11-L	LKD	0.2	2.4	40	7	W11-U	LKD	1.0	W12-L	LKD	0.2	W12-U	LKD	1.0	Seventh	R10	W13-L	Bedroom	0.3	1.9	0	0	W13-U	Bedroom	1.5	Seventh	R11	W14-L	Bedroom	0.5	2.8	0	0	W14-U	Bedroom	2.3	Seventh	R12	W15-L	Bedroom	0.3	2.3	31	4	W15-U	Bedroom	1.9	Seventh	R13	W17-L	LKD	0.2	2.3	40	7	W17-U	LKD	1.0	W18-L	LKD	0.2	W18-U	LKD	0.9	Seventh	R14	W19-L	LKD	0.2	2.3	19	2	W19-U	LKD	0.9	W20-L	LKD	0.2	W20-U	LKD	1.0	Seventh	R15	W21-L	Bedroom	0.4	2.5	12	0	W21-U	Bedroom	2.2	Seventh	R16	W16-L	Bedroom	0.4	2.4	31	4	W16-U	Bedroom	2.0	Seventh	R17	W22-L	Bedroom	0.4	2.4
Seventh	R4	W5-L	LKD	0.4	4.2	51	13																																																																																																																																																																													
		W5-U	LKD	1.8																																																																																																																																																																																
		W6-L	LKD	0.4																																																																																																																																																																																
		W6-U	LKD	1.7																																																																																																																																																																																
Seventh	R5	W7-L	Bedroom	0.4	2.1	30	4																																																																																																																																																																													
		W7-U	Bedroom	1.7																																																																																																																																																																																
Seventh	R6	W8-L	Bedroom	0.3	1.9	32	5																																																																																																																																																																													
		W8-U	Bedroom	1.6																																																																																																																																																																																
Seventh	R7	W9-L	LKD	0.5	2.9	46	7																																																																																																																																																																													
		W9-U	LKD	2.4																																																																																																																																																																																
Seventh	R8	W10-L	Bedroom	1.2	7.2	52	13																																																																																																																																																																													
		W10-U	Bedroom	6.0																																																																																																																																																																																
Seventh	R9	W11-L	LKD	0.2	2.4	40	7																																																																																																																																																																													
		W11-U	LKD	1.0																																																																																																																																																																																
		W12-L	LKD	0.2																																																																																																																																																																																
		W12-U	LKD	1.0																																																																																																																																																																																
Seventh	R10	W13-L	Bedroom	0.3	1.9	0	0																																																																																																																																																																													
		W13-U	Bedroom	1.5																																																																																																																																																																																
Seventh	R11	W14-L	Bedroom	0.5	2.8	0	0																																																																																																																																																																													
		W14-U	Bedroom	2.3																																																																																																																																																																																
Seventh	R12	W15-L	Bedroom	0.3	2.3	31	4																																																																																																																																																																													
		W15-U	Bedroom	1.9																																																																																																																																																																																
Seventh	R13	W17-L	LKD	0.2	2.3	40	7																																																																																																																																																																													
		W17-U	LKD	1.0																																																																																																																																																																																
		W18-L	LKD	0.2																																																																																																																																																																																
		W18-U	LKD	0.9																																																																																																																																																																																
Seventh	R14	W19-L	LKD	0.2	2.3	19	2																																																																																																																																																																													
		W19-U	LKD	0.9																																																																																																																																																																																
		W20-L	LKD	0.2																																																																																																																																																																																
		W20-U	LKD	1.0																																																																																																																																																																																
Seventh	R15	W21-L	Bedroom	0.4	2.5	12	0																																																																																																																																																																													
		W21-U	Bedroom	2.2																																																																																																																																																																																
Seventh	R16	W16-L	Bedroom	0.4	2.4	31	4																																																																																																																																																																													
		W16-U	Bedroom	2.0																																																																																																																																																																																
Seventh	R17	W22-L	Bedroom	0.4	2.4	12	0																																																																																																																																																																													
		W22-U	Bedroom	2.0																																																																																																																																																																																

Floor	Room ID	Window ID	Room Use	ADF	TOTAL ADF	ROOM TOTAL APSH	ROOM WINTER APSH
Seventh	R18	W23-L	Bedroom	0.6	3.1	16	2
		W23-U	Bedroom	2.5			
Seventh	R19	W24-L	Bedroom	0.6	3.1	10	0
		W24-U	Bedroom	2.5			
Seventh	R20	W25-L	LKD	0.2	2.9	18	2
		W25-U	LKD	1.2			
		W26-L	LKD	0.2			
		W26-U	LKD	1.2			
Seventh	R21	W27-L	Bedroom	1.2	7.5	29	4
		W27-U	Bedroom	6.3			
Seventh	R22	W28-L	LKD	0.7	4.0	24	1
		W28-U	LKD	3.3			
Seventh	R23	W29-L	Bedroom	0.4	2.1	16	2
		W29-U	Bedroom	1.7			
Seventh	R24	W30-L	Bedroom	0.4	2.4	10	0
		W30-U	Bedroom	2.0			
Seventh	R25	W31-L	LKD	0.5	5.0	32	5
		W31-U	LKD	2.3			
		W32-L	LKD	0.4			
		W32-U	LKD	1.9			
Seventh	R26	W33-L	Bedroom	0.5	3.3	18	1
		W33-U	Bedroom	2.7			
Seventh	R27	W34-L	LKD	0.4	3.8	30	5
		W34-U	LKD	2.2			
		W35-L	LKD	0.2			
		W35-U	LKD	1.0			
Seventh	R28	W36-L	Bedroom	0.6	3.3	10	0
		W36-U	Bedroom	2.8			
Seventh	R29	W38-L	Bedroom	0.5	9.0	73	27
		W38-U	Bedroom	2.3			
		W39-L	Bedroom	0.6			
		W39-U	Bedroom	2.5			
		W40-L	Bedroom	0.6			
		W40-U	Bedroom	2.5			
Eighth	R1	W1-L	Bedroom	0.5	5.7	74	27
		W1-U	Bedroom	2.3			
		W2-L	Bedroom	0.5			
		W2-U	Bedroom	2.3			
B8							

Floor	Room ID	Window ID	Room Use	ADF	TOTAL ADF	ROOM TOTAL APSH	ROOM WINTER APSH
Ground	R1	W1-L	Bedroom	0.2	2.0	4	0
		W1-U	Bedroom	1.8			
Ground	R2	W2-L	Bedroom	0.3	2.7	3	0
		W2-U	Bedroom	2.5			
Ground	R3	W3-L	LKD	0.3	1.8	4	0
		W3-U	LKD	1.4			
Ground	R4	W4-L	Bedroom	0.1	1.5	2	0
		W4-U	Bedroom	1.3			
Ground	R5	W5-L	LKD	0.3	1.2	0	0
		W5-U	LKD	1.0			
Ground	R6	W6-L	Bedroom	0.0	1.1	0	0
		W6-U	Bedroom	0.0			
		W7-L	Bedroom	0.1			
		W7-U	Bedroom	0.9			
Ground	R7	W8-L	LKD	0.4	1.9	0	0
		W8-U	LKD	1.5			
Ground	R8	W9-L	Bedroom	0.2	1.7	0	0
		W9-U	Bedroom	1.5			
Ground	R9	W10-L	Bedroom	0.3	2.9	0	0
		W10-U	Bedroom	2.6			
Ground	R10	W11-L	LKD	0.4	2.2	0	0
		W11-U	LKD	1.4			
		W12-L	LKD	0.1			
		W12-U	LKD	0.3			
Ground	R11	W13-L	LKD	0.2	0.9	1	0
		W13-U	LKD	0.7			
Ground	R12	W14-L	Bedroom	0.1	1.0	0	0
		W14-U	Bedroom	0.9			
Ground	R13	W15-L	Bedroom	0.1	0.7	0	0
		W15-U	Bedroom	0.6			
Ground	R14	W16-L	Bedroom	0.1	0.5	0	0
		W16-U	Bedroom	0.4			
Ground	R15	W17-L	Bedroom	0.1	0.7	1	1
		W17-U	Bedroom	0.6			
Ground	R16	W18-L	Bedroom	0.2	1.5	5	4
		W18-U	Bedroom	1.3			
Ground	R17	W19-L	LKD	0.3			

Floor	Room ID	Window ID	Room Use	ADF	TOTAL ADF	ROOM TOTAL APSH	ROOM WINTER APSH
		W19-U	LKD	0.9	1.2	10	7
First	R1	W1-L	LKD	0.4			
		W1-U	LKD	1.8			
		W2-L	LKD	0.1			
		W2-U	LKD	0.2			
		W70-L	LKD	0.1			
		W70-U	LKD	0.6			
		W71-L	LKD	0.3			
		W71-U	LKD	1.0			
		W72-L	LKD	0.1			
		W72-U	LKD	0.6	5.1	14	1
First	R2	W3-L	Bedroom	0.5			
		W3-U	Bedroom	1.4	1.9	2	0
First	R3	W4-L	Bedroom	0.5			
		W4-U	Bedroom	1.2	1.6	1	0
First	R4	W5-L	LKD	0.1			
		W5-U	LKD	0.2			
		W6-L	LKD	0.1			
		W6-U	LKD	0.4			
		W7-L	LKD	0.1			
		W7-U	LKD	0.2			
		W8-L	LKD	0.0			
		W8-U	LKD	0.2			
		W9-L	LKD	0.1			
		W9-U	LKD	0.4			
		W10-L	LKD	0.1			
		W10-U	LKD	0.2			
		W11-L	LKD	0.0			
		W11-U	LKD	0.1	2.3	3	0
First	R5	W12-L	Bedroom	0.4			
		W12-U	Bedroom	0.0	0.4	2	0
First	R6	W13-L	Bedroom	0.4			
		W13-U	Bedroom	0.6	0.9	1	0
First	R7	W14-L	Bedroom	0.3			
		W14-U	Bedroom	0.6	1.0	0	0
First	R8	W15-L	LKD	0.3			
		W15-U	LKD	1.3	1.6	0	0
First	R9	W16-L	Bedroom	0.1			
		W16-U	Bedroom	0.0	0.1	1	0
First	R10	W17-L	Bedroom	0.1			
		W17-U	Bedroom	0.1	0.2	0	0
First	R11	W18-L	Bedroom	0.6			

Floor	Room ID	Window ID	Room Use	ADF	TOTAL ADF	ROOM TOTAL APSH	ROOM WINTER APSH
		W18-U	Bedroom	2.2	2.9	0	0
First	R12	W19-L	Bedroom	0.7			
		W19-U	Bedroom	2.2	2.9	0	0
First	R13	W20-L	Bedroom	0.3			
		W20-U	Bedroom	0.8	1.0	0	0
First	R14	W21-L	Bedroom	0.3			
		W21-U	Bedroom	1.0	1.4	0	0
First	R15	W22-L	LKD	0.3			
		W22-U	LKD	1.3			
		W23-L	LKD	0.2			
		W23-U	LKD	0.6	2.3	1	0
First	R16	W24-L	Bedroom	0.1			
		W24-U	Bedroom	0.5			
		W25-L	Bedroom	0.2			
		W25-U	Bedroom	0.9			
		W26-L	Bedroom	0.1			
		W26-U	Bedroom	0.4	2.1	6	2
First	R17	W27-L	LKD	0.2			
		W27-U	LKD	0.9			
		W28-L	LKD	0.4			
		W28-U	LKD	1.6			
		W29-L	LKD	0.1			
		W29-U	LKD	0.3	3.5	58	14
First	R18	W30-L	LKD	0.5			
		W30-U	LKD	2.0			
		W31-L	LKD	0.1			
		W31-U	LKD	0.3	2.8	56	16
First	R19	W32-L	Bedroom	0.6			
		W32-U	Bedroom	1.8	2.5	15	15
First	R20	W33-L	Bedroom	0.5			
		W33-U	Bedroom	1.4	1.9	15	15
First	R21	W34-L	LKD	0.1			
		W34-U	LKD	0.8			
		W35-L	LKD	0.3			
		W35-U	LKD	1.6			
		W36-L	LKD	0.1			
		W36-U	LKD	0.8			
		W37-L	LKD	0.1			
		W37-U	LKD	0.3	4.2	65	22
First	R22	W38-L	Bedroom	0.6			
		W38-U	Bedroom	1.9	2.5	19	19

Floor	Room ID	Window ID	Room Use	ADF	TOTAL ADF	ROOM TOTAL APSH	ROOM WINTER APSH
First	R23	W39-L	Bedroom	0.6	2.3	18	18
		W39-U	Bedroom	1.8			
First	R24	W40-L	LKD	0.1	4.2	64	22
		W40-U	LKD	0.8			
		W41-L	LKD	0.3			
		W41-U	LKD	1.7			
		W42-L	LKD	0.1			
		W42-U	LKD	0.8			
		W43-L	LKD	0.1			
		W43-U	LKD	0.3			
First	R25	W44-L	Bedroom	0.6	2.3	16	16
		W44-U	Bedroom	1.8			
First	R26	W45-L	Bedroom	0.5	2.2	17	17
		W45-U	Bedroom	1.7			
First	R27	W46-L	LKD	0.5	3.7	56	18
		W46-U	LKD	2.0			
		W47-L	LKD	0.2			
		W47-U	LKD	1.1			
First	R28	W48-L	Bedroom	0.7	6.4	61	16
		W48-U	Bedroom	2.9			
		W49-L	Bedroom	0.5			
		W49-U	Bedroom	2.0			
		W50-L	Bedroom	0.1			
		W50-U	Bedroom	0.2			
First	R29	W51-L	Bedroom	0.1	0.2	0	0
		W51-U	Bedroom	0.1			
First	R30	W52-L	Bedroom	0.5	2.1	5	1
		W52-U	Bedroom	1.6			
First	R31	W53-L	LKD	0.2	1.0	4	1
		W53-U	LKD	0.8			
First	R32	W54-L	LKD	0.1	0.4	0	0
		W54-U	LKD	0.3			
First	R33	W55-L	Bedroom	0.1	0.3	1	1
		W55-U	Bedroom	0.2			
First	R34	W56-L	Bedroom	0.2	0.6	1	1
		W56-U	Bedroom	0.4			
First	R35	W57-L	Bedroom	0.2	0.5	0	0
		W57-U	Bedroom	0.4			
First	R36	W58-L	LKD	0.3	1.3	9	6
		W58-U	LKD	1.0			

Floor	Room ID	Window ID	Room Use	ADF	TOTAL ADF	ROOM TOTAL APSH	ROOM WINTER APSH
First	R37	W59-L	Bedroom	0.8	3.3	9	7
		W59-U	Bedroom	2.5			
First	R38	W60-L	Bedroom	0.2	0.9	1	0
		W60-U	Bedroom	0.7			
First	R39	W61-L	Bedroom	0.3	1.1	1	1
		W61-U	Bedroom	0.9			
First	R40	W62-L	LKD	0.1	4.6	15	5
		W62-U	LKD	0.2			
		W63-L	LKD	0.3			
		W63-U	LKD	1.3			
		W65-L	LKD	0.1			
		W65-U	LKD	0.6			
		W66-L	LKD	0.3			
		W66-U	LKD	1.0			
		W67-L	LKD	0.1			
		W67-U	LKD	0.5			
		First	R41	W68-L			
W68-U	Bedroom			4.0			
First	R42	W69-L	Bedroom	0.9	4.9	1	0
		W69-U	Bedroom	4.0			
Second	R1	W1-L	LKD	0.4	7.9	25	2
		W1-U	LKD	1.6			
		W2-L	LKD	0.1			
		W2-U	LKD	0.2			
		W76-L	LKD	0.1			
		W76-U	LKD	0.6			
		W77-L	LKD	0.2			
		W77-U	LKD	0.9			
		W78-L	LKD	0.3			
		W78-U	LKD	1.6			
		W79-L	LKD	0.2			
		W79-U	LKD	0.9			
		W80-L	LKD	0.1			
		W80-U	LKD	0.7			
Second	R2	W3-L	Bedroom	0.6	2.3	4	0
		W3-U	Bedroom	1.7			
Second	R3	W4-L	Bedroom	0.4	1.7	2	0
		W4-U	Bedroom	1.2			
Second	R4	W5-L	LKD	0.1	0.2		
		W5-U	LKD	0.5			
		W6-L	LKD	0.1			
		W6-U	LKD	0.5			
		W7-L	LKD	0.2			



Floor	Room ID	Window ID	Room Use	ADF	TOTAL ADF	ROOM TOTAL APSH	ROOM WINTER APSH
		W7-U	LKD	0.9			
		W8-L	LKD	0.1			
		W8-U	LKD	0.5			
		W9-L	LKD	0.1			
		W9-U	LKD	0.3			
		W10-L	LKD	0.1			
		W10-U	LKD	0.4			
		W11-L	LKD	0.1			
		W11-U	LKD	0.5			
		W12-L	LKD	0.2			
		W12-U	LKD	0.9			
		W13-L	LKD	0.1			
		W13-U	LKD	0.5			
		W14-L	LKD	0.1			
		W14-U	LKD	0.3			
		W15-L	LKD	0.0			
		W15-U	LKD	0.1	6.5	19	0
Second	R5	W16-L	Bedroom	0.5			
		W16-U	Bedroom	1.0	1.5	3	0
Second	R6	W17-L	Bedroom	0.4			
		W17-U	Bedroom	1.1	1.5	2	0
Second	R7	W18-L	Bedroom	0.4			
		W18-U	Bedroom	1.0	1.4	1	0
Second	R8	W19-L	Bedroom	0.6			
		W19-U	Bedroom	2.3			
		W20-L	Bedroom	0.0			
		W20-U	Bedroom	0.0	2.9	2	0
Second	R9	W21-L	Bedroom	0.1			
		W21-U	Bedroom	0.2	0.4	1	0
Second	R10	W22-L	Bedroom	0.1			
		W22-U	Bedroom	0.2	0.4	0	0
Second	R11	W23-L	LKD	0.3			
		W23-U	LKD	1.2	1.5	0	0
Second	R12	W24-L	LKD	0.4			
		W24-U	LKD	1.3	1.7	0	0
Second	R13	W25-L	Bedroom	0.3			
		W25-U	Bedroom	1.0	1.3	0	0
Second	R14	W26-L	Bedroom	0.3			
		W26-U	Bedroom	1.1	1.4	0	0
Second	R15	W27-L	Bedroom	0.6			
		W27-U	Bedroom	2.5			
		W28-L	Bedroom	0.3			

Floor	Room ID	Window ID	Room Use	ADF	TOTAL ADF	ROOM TOTAL APSH	ROOM WINTER APSH
		W28-U	Bedroom	0.8	4.3	2	0
Second	R16	W29-L	Bedroom	0.1			
		W29-U	Bedroom	0.8			
		W30-L	Bedroom	0.3			
		W30-U	Bedroom	1.7			
		W31-L	Bedroom	0.1			
		W31-U	Bedroom	0.7	3.7	8	2
Second	R17	W32-L	LKD	0.3			
		W32-U	LKD	1.0			
		W33-L	LKD	0.6			
		W33-U	LKD	2.2	4.2	52	16
Second	R18	W34-L	Bedroom	0.4			
		W34-U	Bedroom	1.2	1.5	13	13
Second	R19	W35-L	LKD	0.5			
		W35-U	LKD	2.2			
		W36-L	LKD	0.1			
		W36-U	LKD	0.4	3.2	52	20
Second	R20	W37-L	Bedroom	0.6			
		W37-U	Bedroom	2.2	2.8	18	18
Second	R21	W38-L	Bedroom	0.6			
		W38-U	Bedroom	2.1	2.7	19	19
Second	R22	W39-L	LKD	0.1			
		W39-U	LKD	0.8			
		W40-L	LKD	0.3			
		W40-U	LKD	1.7			
		W41-L	LKD	0.1			
		W41-U	LKD	0.8			
		W42-L	LKD	0.1			
		W42-U	LKD	0.4	4.2	69	24
Second	R23	W43-L	Bedroom	0.7			
		W43-U	Bedroom	2.4	3.1	21	21
Second	R24	W44-L	Bedroom	0.7			
		W44-U	Bedroom	2.3	2.9	20	20
Second	R25	W45-L	LKD	0.1			
		W45-U	LKD	0.8			
		W46-L	LKD	0.3			
		W46-U	LKD	1.7			
		W47-L	LKD	0.1			
		W47-U	LKD	0.8			
		W48-L	LKD	0.1			
		W48-U	LKD	0.3	4.3	69	24
Second	R26	W49-L	Bedroom	0.7			

Floor	Room ID	Window ID	Room Use	ADF	TOTAL ADF	ROOM TOTAL APSH	ROOM WINTER APSH
		W49-U	Bedroom	2.4	3.1	20	20
Second	R27	W50-L	Bedroom	0.7			
		W50-U	Bedroom	2.2	2.9	21	21
Second	R28	W51-L	Bedroom	1.1			
		W51-U	Bedroom	4.4	5.5	54	24
Second	R29	W52-L	LKD	0.3			
		W52-U	LKD	1.1			
		W53-L	LKD	0.4			
		W53-U	LKD	1.8			
		W54-L	LKD	0.3			
		W54-U	LKD	1.1			
		W55-L	LKD	0.1			
		W55-U	LKD	0.1	5.2	71	25
Second	R30	W56-L	Bedroom	0.1			
		W56-U	Bedroom	0.2	0.3	0	0
Second	R31	W57-L	Bedroom	0.5			
		W57-U	Bedroom	1.5	2.1	7	1
Second	R32	W58-L	LKD	0.3			
		W58-U	LKD	1.0	1.3	6	1
Second	R33	W59-L	LKD	0.1			
		W59-U	LKD	0.3	0.5	0	0
Second	R34	W60-L	Bedroom	0.1			
		W60-U	Bedroom	0.3	0.4	2	2
Second	R35	W61-L	Bedroom	0.2			
		W61-U	Bedroom	0.4			
		W62-L	Bedroom	0.2			
		W62-U	Bedroom	0.4	1.1	3	2
Second	R36	W63-L	LKD	0.3			
		W63-U	LKD	1.1	1.4	13	7
Second	R37	W64-L	Bedroom	0.9			
		W64-U	Bedroom	2.7	3.6	11	8
Second	R38	W65-L	Bedroom	0.3			
		W65-U	Bedroom	0.7	1.0	1	0
Second	R39	W66-L	Bedroom	0.4			
		W66-U	Bedroom	1.0	1.4	1	1
Second	R40	W67-L	LKD	0.1			
		W67-U	LKD	0.2			
		W68-L	LKD	0.3			
		W68-U	LKD	1.1			

Floor	Room ID	Window ID	Room Use	ADF	TOTAL ADF	ROOM TOTAL APSH	ROOM WINTER APSH
		W69-L	LKD	0.1			
		W69-U	LKD	0.6			
		W70-L	LKD	0.2			
		W70-U	LKD	0.9			
		W71-L	LKD	0.3			
		W71-U	LKD	1.6			
		W72-L	LKD	0.2			
		W72-U	LKD	0.9			
		W73-L	LKD	0.1			
		W73-U	LKD	0.6	7.3	22	5
Second	R41	W74-L	Bedroom	0.8			
		W74-U	Bedroom	3.7	4.5	1	0
Second	R42	W75-L	Bedroom	0.8			
		W75-U	Bedroom	3.7	4.5	1	0
Third	R1	W1-L	LKD	0.4			
		W1-U	LKD	1.9			
		W2-L	LKD	0.1			
		W2-U	LKD	0.2			
		W75-L	LKD	0.1			
		W75-U	LKD	0.6			
		W76-L	LKD	0.2			
		W76-U	LKD	0.9			
		W77-L	LKD	0.3			
		W77-U	LKD	1.6			
		W78-L	LKD	0.2			
		W78-U	LKD	0.9			
		W79-L	LKD	0.1			
		W79-U	LKD	0.7	8.1	27	2
Third	R2	W3-L	Bedroom	0.6			
		W3-U	Bedroom	1.7	2.3	5	0
Third	R3	W4-L	Bedroom	0.4			
		W4-U	Bedroom	1.2	1.7	4	0
Third	R4	W5-L	LKD	0.1			
		W5-U	LKD	0.5			
		W6-L	LKD	0.1			
		W6-U	LKD	0.5			
		W7-L	LKD	0.2			
		W7-U	LKD	1.0			
		W8-L	LKD	0.1			
		W8-U	LKD	0.5			
		W9-L	LKD	0.1			
		W9-U	LKD	0.4			
		W10-L	LKD	0.1			
		W10-U	LKD	0.4			
		W11-L	LKD	0.1			
		W11-U	LKD	0.5			
		W12-L	LKD	0.2			

Floor	Room ID	Window ID	Room Use	ADF	TOTAL ADF	ROOM TOTAL APSH	ROOM WINTER APSH
		W12-U	LKD	0.9			
		W13-L	LKD	0.1			
		W13-U	LKD	0.5			
		W14-L	LKD	0.1			
		W14-U	LKD	0.4			
		W15-L	LKD	0.0			
		W15-U	LKD	0.1	6.9	24	1
Third	R5	W16-L	Bedroom	0.5			
		W16-U	Bedroom	1.1	1.7	5	0
Third	R6	W17-L	Bedroom	0.5			
		W17-U	Bedroom	1.1	1.5	3	0
Third	R7	W18-L	Bedroom	0.4			
		W18-U	Bedroom	1.0	1.4	2	0
Third	R8	W19-L	Bedroom	0.7			
		W19-U	Bedroom	3.1	3.8	4	0
Third	R9	W20-L	Bedroom	0.1			
		W20-U	Bedroom	0.3	0.4	2	0
Third	R10	W21-L	Bedroom	0.1			
		W21-U	Bedroom	0.3	0.4	0	0
Third	R11	W22-L	LKD	0.3			
		W22-U	LKD	1.2	1.5	0	0
Third	R12	W23-L	LKD	0.4			
		W23-U	LKD	1.3	1.7	0	0
Third	R13	W24-L	Bedroom	0.3			
		W24-U	Bedroom	1.0	1.3	0	0
Third	R14	W25-L	Bedroom	0.3			
		W25-U	Bedroom	1.0	1.4	0	0
Third	R15	W26-L	Bedroom	0.7			
		W26-U	Bedroom	3.0			
		W27-L	Bedroom	0.4			
		W27-U	Bedroom	1.9	6.1	5	0
Third	R16	W28-L	Bedroom	0.2			
		W28-U	Bedroom	0.7			
		W29-L	Bedroom	0.3			
		W29-U	Bedroom	1.5			
		W30-L	Bedroom	0.1			
		W30-U	Bedroom	0.7	3.5	8	2
Third	R17	W31-L	LKD	0.4			
		W31-U	LKD	1.6			
		W32-L	LKD	0.7			

Floor	Room ID	Window ID	Room Use	ADF	TOTAL ADF	ROOM TOTAL APSH	ROOM WINTER APSH
		W32-U	LKD	2.9	5.6	68	24
Third	R18	W33-L	Bedroom	0.4			
		W33-U	Bedroom	1.3	1.7	16	16
Third	R19	W34-L	LKD	0.6			
		W34-U	LKD	2.7			
		W35-L	LKD	0.1			
		W35-U	LKD	0.4	3.8	66	26
Third	R20	W36-L	Bedroom	0.7			
		W36-U	Bedroom	2.2	2.9	20	20
Third	R21	W37-L	Bedroom	0.7			
		W37-U	Bedroom	2.2	2.8	20	20
Third	R22	W38-L	LKD	0.1			
		W38-U	LKD	0.6			
		W39-L	LKD	0.3			
		W39-U	LKD	1.4			
		W40-L	LKD	0.1			
		W40-U	LKD	0.6			
		W41-L	LKD	0.1			
		W41-U	LKD	0.3	3.7	70	27
Third	R23	W42-L	Bedroom	0.7			
		W42-U	Bedroom	2.4	3.1	20	20
Third	R24	W43-L	Bedroom	0.7			
		W43-U	Bedroom	2.3	2.9	20	20
Third	R25	W44-L	LKD	0.1			
		W44-U	LKD	0.6			
		W45-L	LKD	0.3			
		W45-U	LKD	1.4			
		W46-L	LKD	0.1			
		W46-U	LKD	0.6			
		W47-L	LKD	0.1			
		W47-U	LKD	0.3	3.7	70	27
Third	R26	W48-L	Bedroom	0.7			
		W48-U	Bedroom	2.4	3.1	19	19
Third	R27	W49-L	Bedroom	0.7			
		W49-U	Bedroom	2.3	2.9	21	21
Third	R28	W50-L	Bedroom	1.3			
		W50-U	Bedroom	5.3	6.6	63	25
Third	R29	W51-L	LKD	0.3			
		W51-U	LKD	1.2			
		W52-L	LKD	0.5			
		W52-U	LKD	2.2			

Floor	Room ID	Window ID	Room Use	ADF	TOTAL ADF	ROOM TOTAL APSH	ROOM WINTER APSH
		W53-L	LKD	0.3			
		W53-U	LKD	1.4			
		W54-L	LKD	0.1			
		W54-U	LKD	0.1	6.1	72	25
Third	R30	W55-L	Bedroom	0.1			
		W55-U	Bedroom	0.2	0.4	0	0
Third	R31	W56-L	Bedroom	0.6			
		W56-U	Bedroom	1.7	2.2	8	1
Third	R32	W57-L	LKD	0.3			
		W57-U	LKD	1.0	1.4	7	1
Third	R33	W58-L	LKD	0.1			
		W58-U	LKD	0.3	0.5	0	0
Third	R34	W59-L	Bedroom	0.1			
		W59-U	Bedroom	0.3	0.4	5	3
Third	R35	W60-L	Bedroom	0.2			
		W60-U	Bedroom	0.4			
		W61-L	Bedroom	0.2			
		W61-U	Bedroom	0.4	1.2	4	3
Third	R36	W62-L	LKD	0.4			
		W62-U	LKD	1.1	1.5	14	8
Third	R37	W63-L	Bedroom	1.0			
		W63-U	Bedroom	2.9	3.8	11	7
Third	R38	W64-L	Bedroom	0.3			
		W64-U	Bedroom	0.6	0.9	1	0
Third	R39	W65-L	Bedroom	0.4			
		W65-U	Bedroom	1.0	1.4	1	1
Third	R40	W66-L	LKD	0.1			
		W66-U	LKD	0.2			
		W67-L	LKD	0.3			
		W67-U	LKD	1.5			
		W68-L	LKD	0.1			
		W68-U	LKD	0.7			
		W69-L	LKD	0.2			
		W69-U	LKD	0.9			
		W70-L	LKD	0.3			
		W70-U	LKD	1.6			
		W71-L	LKD	0.2			
		W71-U	LKD	0.9			
		W72-L	LKD	0.1			
		W72-U	LKD	0.6	7.6	27	5
Third	R41	W73-L	Bedroom	0.8			

Floor	Room ID	Window ID	Room Use	ADF	TOTAL ADF	ROOM TOTAL APSH	ROOM WINTER APSH
		W73-U	Bedroom	3.6	4.5	1	0
Third	R42	W74-L	Bedroom	0.8			
		W74-U	Bedroom	3.6	4.5	1	0
Fourth	R1	W1-L	LKD	0.4			
		W1-U	LKD	1.7			
		W2-L	LKD	0.1			
		W2-U	LKD	0.3			
		W75-L	LKD	0.1			
		W75-U	LKD	0.6			
		W76-L	LKD	0.2			
		W76-U	LKD	0.9			
		W77-L	LKD	0.3			
		W77-U	LKD	1.6			
		W78-L	LKD	0.2			
		W78-U	LKD	0.9			
		W79-L	LKD	0.1			
		W79-U	LKD	0.8	8.2	31	3
Fourth	R2	W3-L	Bedroom	0.7			
		W3-U	Bedroom	2.2	2.9	6	0
Fourth	R3	W4-L	Bedroom	0.5			
		W4-U	Bedroom	1.6	2.1	4	0
Fourth	R4	W5-L	LKD	0.1			
		W5-U	LKD	0.5			
		W6-L	LKD	0.1			
		W6-U	LKD	0.6			
		W7-L	LKD	0.2			
		W7-U	LKD	1.0			
		W8-L	LKD	0.1			
		W8-U	LKD	0.6			
		W9-L	LKD	0.1			
		W9-U	LKD	0.4			
		W10-L	LKD	0.1			
		W10-U	LKD	0.4			
		W11-L	LKD	0.1			
		W11-U	LKD	0.6			
		W12-L	LKD	0.2			
		W12-U	LKD	1.0			
		W13-L	LKD	0.1			
		W13-U	LKD	0.6			
		W14-L	LKD	0.1			
		W14-U	LKD	0.4			
		W15-L	LKD	0.1			
		W15-U	LKD	0.2	7.4	27	3
Fourth	R5	W16-L	Bedroom	0.6			
		W16-U	Bedroom	1.9	2.5	7	0
Fourth	R6	W17-L	Bedroom	0.5			



Floor	Room ID	Window ID	Room Use	ADF	TOTAL ADF	ROOM TOTAL APSH	ROOM WINTER APSH
		W17-U	Bedroom	1.6	2.1	6	0
Fourth	R7	W18-L	Bedroom	0.5			
		W18-U	Bedroom	1.4	1.9	3	0
Fourth	R8	W19-L	Bedroom	0.7			
		W19-U	Bedroom	2.9	3.7	6	0
Fourth	R9	W20-L	Bedroom	0.2			
		W20-U	Bedroom	0.5	0.6	2	0
Fourth	R10	W21-L	Bedroom	0.1			
		W21-U	Bedroom	0.4	0.5	0	0
Fourth	R11	W22-L	LKD	0.4			
		W22-U	LKD	1.3	1.7	0	0
Fourth	R12	W23-L	LKD	0.4			
		W23-U	LKD	1.5	2.0	0	0
Fourth	R13	W24-L	Bedroom	0.3			
		W24-U	Bedroom	1.1	1.5	0	0
Fourth	R14	W25-L	Bedroom	0.4			
		W25-U	Bedroom	1.2	1.6	0	0
Fourth	R15	W26-L	Bedroom	0.7			
		W26-U	Bedroom	2.8			
		W27-L	Bedroom	0.5			
		W27-U	Bedroom	1.8	5.9	9	1
Fourth	R16	W28-L	Bedroom	0.2			
		W28-U	Bedroom	1.2			
		W29-L	Bedroom	0.4			
		W29-U	Bedroom	2.4			
		W30-L	Bedroom	0.2			
		W30-U	Bedroom	1.1	5.4	13	3
Fourth	R17	W31-L	LKD	0.4			
		W31-U	LKD	1.6			
		W32-L	LKD	0.7			
		W32-U	LKD	2.8	5.6	62	26
Fourth	R18	W33-L	Bedroom	0.4			
		W33-U	Bedroom	1.5	2.0	17	17
Fourth	R19	W34-L	LKD	0.6			
		W34-U	LKD	2.5			
		W35-L	LKD	0.1			
		W35-U	LKD	0.4	3.7	60	28
Fourth	R20	W36-L	Bedroom	0.7			
		W36-U	Bedroom	2.5	3.2	21	21

Floor	Room ID	Window ID	Room Use	ADF	TOTAL ADF	ROOM TOTAL APSH	ROOM WINTER APSH
Fourth	R21	W37-L	Bedroom	0.7	3.2	22	22
		W37-U	Bedroom	2.5			
Fourth	R22	W38-L	LKD	0.1	4.6	73	28
		W38-U	LKD	0.8			
		W39-L	LKD	0.3			
		W39-U	LKD	1.8			
		W40-L	LKD	0.1			
		W40-U	LKD	0.8			
		W41-L	LKD	0.1			
		W41-U	LKD	0.4			
Fourth	R23	W42-L	Bedroom	0.8	3.4	21	21
		W42-U	Bedroom	2.6			
Fourth	R24	W43-L	Bedroom	0.7	3.2	22	22
		W43-U	Bedroom	2.5			
Fourth	R25	W44-L	LKD	0.1	4.6	73	28
		W44-U	LKD	0.8			
		W45-L	LKD	0.3			
		W45-U	LKD	1.8			
		W46-L	LKD	0.1			
		W46-U	LKD	0.8			
		W47-L	LKD	0.1			
		W47-U	LKD	0.4			
Fourth	R26	W48-L	Bedroom	0.8	3.3	20	20
		W48-U	Bedroom	2.6			
Fourth	R27	W49-L	Bedroom	0.7	3.2	22	22
		W49-U	Bedroom	2.5			
Fourth	R28	W50-L	Bedroom	1.3	6.1	55	25
		W50-U	Bedroom	4.9			
Fourth	R29	W51-L	LKD	0.3	6.1	74	26
		W51-U	LKD	1.2			
		W52-L	LKD	0.5			
		W52-U	LKD	2.0			
		W53-L	LKD	0.4			
		W53-U	LKD	1.4			
		W54-L	LKD	0.1			
		W54-U	LKD	0.2			
Fourth	R30	W55-L	Bedroom	0.2	0.6	1	0
		W55-U	Bedroom	0.4			
Fourth	R31	W56-L	Bedroom	0.6	2.8	12	1
		W56-U	Bedroom	2.2			
Fourth	R32	W57-L	LKD	0.4			

Floor	Room ID	Window ID	Room Use	ADF	TOTAL ADF	ROOM TOTAL APSH	ROOM WINTER APSH
		W57-U	LKD	1.4	1.8	11	1
Fourth	R33	W58-L	LKD	0.2			
		W58-U	LKD	0.4	0.6	1	0
Fourth	R34	W59-L	Bedroom	0.2			
		W59-U	Bedroom	0.5	0.7	9	3
Fourth	R35	W60-L	Bedroom	0.2			
		W60-U	Bedroom	0.6			
		W61-L	Bedroom	0.2			
		W61-U	Bedroom	0.6	1.6	8	3
Fourth	R36	W62-L	LKD	0.4			
		W62-U	LKD	1.5	1.9	19	9
Fourth	R37	W63-L	Bedroom	1.1			
		W63-U	Bedroom	3.8	4.9	17	8
Fourth	R38	W64-L	Bedroom	0.4			
		W64-U	Bedroom	0.9	1.3	3	0
Fourth	R39	W65-L	Bedroom	0.6			
		W65-U	Bedroom	1.3	1.9	2	1
Fourth	R40	W66-L	LKD	0.1			
		W66-U	LKD	0.3			
		W67-L	LKD	0.4			
		W67-U	LKD	1.4			
		W68-L	LKD	0.1			
		W68-U	LKD	0.7			
		W69-L	LKD	0.2			
		W69-U	LKD	0.9			
		W70-L	LKD	0.3			
		W70-U	LKD	1.6			
		W71-L	LKD	0.2			
		W71-U	LKD	0.9			
		W72-L	LKD	0.1			
		W72-U	LKD	0.7	7.7	32	5
Fourth	R41	W73-L	Bedroom	0.8			
		W73-U	Bedroom	3.7	4.5	1	0
Fourth	R42	W74-L	Bedroom	0.8			
		W74-U	Bedroom	3.7	4.5	1	0
Fifth	R1	W1-L	LKD	0.5			
		W1-U	LKD	2.0			
		W2-L	LKD	0.1			
		W2-U	LKD	0.3			
		W75-L	LKD	0.1			
		W75-U	LKD	0.5			
		W76-L	LKD	0.2			

Floor	Room ID	Window ID	Room Use	ADF	TOTAL ADF	ROOM TOTAL APSH	ROOM WINTER APSH
		W76-U	LKD	0.7			
		W77-L	LKD	0.3			
		W77-U	LKD	1.3			
		W78-L	LKD	0.2			
		W78-U	LKD	0.7			
		W79-L	LKD	0.1			
		W79-U	LKD	0.6	7.5	33	3
Fifth	R2	W3-L	Bedroom	0.7			
		W3-U	Bedroom	2.2	2.9	7	0
Fifth	R3	W4-L	Bedroom	0.5			
		W4-U	Bedroom	1.6	2.1	7	0
Fifth	R4	W5-L	LKD	0.1			
		W5-U	LKD	0.6			
		W6-L	LKD	0.1			
		W6-U	LKD	0.6			
		W7-L	LKD	0.2			
		W7-U	LKD	1.1			
		W8-L	LKD	0.1			
		W8-U	LKD	0.6			
		W9-L	LKD	0.1			
		W9-U	LKD	0.4			
		W10-L	LKD	0.1			
		W10-U	LKD	0.4			
		W11-L	LKD	0.1			
		W11-U	LKD	0.6			
		W12-L	LKD	0.2			
		W12-U	LKD	1.1			
		W13-L	LKD	0.1			
		W13-U	LKD	0.6			
		W14-L	LKD	0.1			
		W14-U	LKD	0.5			
		W15-L	LKD	0.1			
		W15-U	LKD	0.2	7.8	31	5
Fifth	R5	W16-L	Bedroom	0.7			
		W16-U	Bedroom	2.0	2.6	9	1
Fifth	R6	W17-L	Bedroom	0.6			
		W17-U	Bedroom	1.6	2.2	8	0
Fifth	R7	W18-L	Bedroom	0.5			
		W18-U	Bedroom	1.4	1.9	3	0
Fifth	R8	W19-L	Bedroom	0.8			
		W19-U	Bedroom	3.6	4.5	8	0
Fifth	R9	W20-L	Bedroom	0.2			
		W20-U	Bedroom	0.5	0.7	4	0
Fifth	R10	W21-L	Bedroom	0.1			

Floor	Room ID	Window ID	Room Use	ADF	TOTAL ADF	ROOM TOTAL APSH	ROOM WINTER APSH
		W21-U	Bedroom	0.4	0.6	0	0
Fifth	R11	W22-L	LKD	0.4			
		W22-U	LKD	1.3	1.7	0	0
Fifth	R12	W23-L	LKD	0.4			
		W23-U	LKD	1.6	2.0	0	0
Fifth	R13	W24-L	Bedroom	0.4			
		W24-U	Bedroom	1.1	1.5	0	0
Fifth	R14	W25-L	Bedroom	0.4			
		W25-U	Bedroom	1.2	1.5	0	0
Fifth	R15	W26-L	Bedroom	0.8			
		W26-U	Bedroom	3.5			
		W27-L	Bedroom	0.6			
		W27-U	Bedroom	2.8	7.8	9	1
Fifth	R16	W28-L	Bedroom	0.2			
		W28-U	Bedroom	1.0			
		W29-L	Bedroom	0.5			
		W29-U	Bedroom	2.2			
		W30-L	Bedroom	0.2			
		W30-U	Bedroom	1.0	5.2	12	3
Fifth	R17	W31-L	LKD	0.5			
		W31-U	LKD	2.2			
		W32-L	LKD	0.8			
		W32-U	LKD	3.3	6.8	73	27
Fifth	R18	W33-L	Bedroom	0.4			
		W33-U	Bedroom	1.4	1.9	16	16
Fifth	R19	W34-L	LKD	0.7			
		W34-U	LKD	2.9			
		W35-L	LKD	0.1			
		W35-U	LKD	0.4	4.1	68	28
Fifth	R20	W36-L	Bedroom	0.7			
		W36-U	Bedroom	2.3	3.0	20	20
Fifth	R21	W37-L	Bedroom	0.7			
		W37-U	Bedroom	2.3	3.0	21	21
Fifth	R22	W38-L	LKD	0.1			
		W38-U	LKD	0.7			
		W39-L	LKD	0.3			
		W39-U	LKD	1.4			
		W40-L	LKD	0.1			
		W40-U	LKD	0.7			
		W41-L	LKD	0.1			
		W41-U	LKD	0.4	3.8	71	28

Floor	Room ID	Window ID	Room Use	ADF	TOTAL ADF	ROOM TOTAL APSH	ROOM WINTER APSH
Fifth	R23	W42-L	Bedroom	0.7	3.2	20	20
		W42-U	Bedroom	2.4			
Fifth	R24	W43-L	Bedroom	0.7	3.0	21	21
		W43-U	Bedroom	2.3			
Fifth	R25	W44-L	LKD	0.1	3.8	71	28
		W44-U	LKD	0.7			
		W45-L	LKD	0.1			
		W45-U	LKD	0.7			
		W46-L	LKD	0.3			
		W46-U	LKD	1.4			
		W47-L	LKD	0.1			
		W47-U	LKD	0.4			
Fifth	R26	W48-L	Bedroom	0.7	3.2	20	20
		W48-U	Bedroom	2.4			
Fifth	R27	W49-L	Bedroom	0.7	3.0	21	21
		W49-U	Bedroom	2.3			
Fifth	R28	W50-L	Bedroom	1.3	6.8	64	26
		W50-U	Bedroom	5.5			
Fifth	R29	W51-L	LKD	0.3	6.9	77	27
		W51-U	LKD	1.2			
		W52-L	LKD	0.5			
		W52-U	LKD	2.3			
		W53-L	LKD	0.4			
		W53-U	LKD	1.8			
		W54-L	LKD	0.1			
		W54-U	LKD	0.2			
Fifth	R30	W55-L	Bedroom	0.2	0.7	4	0
		W55-U	Bedroom	0.5			
Fifth	R31	W56-L	Bedroom	0.7	3.2	14	1
		W56-U	Bedroom	2.4			
Fifth	R32	W57-L	LKD	0.4	1.9	12	1
		W57-U	LKD	1.5			
Fifth	R33	W58-L	LKD	0.2	0.7	4	0
		W58-U	LKD	0.5			
Fifth	R34	W59-L	Bedroom	0.2	0.7	11	3
		W59-U	Bedroom	0.5			
Fifth	R35	W60-L	Bedroom	0.2	1.8	9	3
		W60-U	Bedroom	0.7			
		W61-L	Bedroom	0.2			
		W61-U	Bedroom	0.6			

Floor	Room ID	Window ID	Room Use	ADF	TOTAL ADF	ROOM TOTAL APSH	ROOM WINTER APSH
Fifth	R36	W62-L	LKD	0.5	2.1	23	10
		W62-U	LKD	1.7			
Fifth	R37	W63-L	Bedroom	1.2	5.4	22	8
		W63-U	Bedroom	4.2			
Fifth	R38	W64-L	Bedroom	0.4	1.5	7	0
		W64-U	Bedroom	1.0			
Fifth	R39	W65-L	Bedroom	0.6	2.1	10	3
		W65-U	Bedroom	1.5			
Fifth	R40	W66-L	LKD	0.1	7.1	39	7
		W66-U	LKD	0.3			
		W67-L	LKD	0.4			
		W67-U	LKD	1.7			
		W68-L	LKD	0.1			
		W68-U	LKD	0.6			
		W69-L	LKD	0.2			
		W69-U	LKD	0.7			
		W70-L	LKD	0.3			
		W70-U	LKD	1.3			
		W71-L	LKD	0.2			
		W71-U	LKD	0.7			
		W72-L	LKD	0.1			
		W72-U	LKD	0.5			
Fifth	R41	W73-L	Bedroom	0.8	4.5	1	0
		W73-U	Bedroom	3.6			
Fifth	R42	W74-L	Bedroom	0.8	4.5	1	0
		W74-U	Bedroom	3.6			
Sixth	R1	W1-L	LKD	0.5	7.6	39	6
		W1-U	LKD	1.9			
		W2-L	LKD	0.1			
		W2-U	LKD	0.3			
		W69-L	LKD	0.1			
		W69-U	LKD	0.6			
		W70-L	LKD	0.2			
		W70-U	LKD	0.7			
		W71-L	LKD	0.3			
		W71-U	LKD	1.3			
		W72-L	LKD	0.2			
		W72-U	LKD	0.7			
		W73-L	LKD	0.1			
		W73-U	LKD	0.6			
Sixth	R2	W3-L	Bedroom	0.8	3.4	11	1
		W3-U	Bedroom	2.6			
Sixth	R3	W4-L	Bedroom	0.6			

Floor	Room ID	Window ID	Room Use	ADF	TOTAL ADF	ROOM TOTAL APSH	ROOM WINTER APSH
		W4-U	Bedroom	1.9	2.4	10	1
Sixth	R4	W5-L	LKD	0.1			
		W5-U	LKD	0.6			
		W6-L	LKD	0.1			
		W6-U	LKD	0.7			
		W7-L	LKD	0.2			
		W7-U	LKD	1.2			
		W8-L	LKD	0.1			
		W8-U	LKD	0.7			
		W9-L	LKD	0.1			
		W9-U	LKD	0.5			
		W10-L	LKD	0.1			
		W10-U	LKD	0.5			
		W11-L	LKD	0.1			
		W11-U	LKD	0.7			
		W12-L	LKD	0.2			
		W12-U	LKD	1.2			
		W13-L	LKD	0.1			
		W13-U	LKD	0.6			
		W14-L	LKD	0.1			
		W14-U	LKD	0.5			
		W15-L	LKD	0.1			
		W15-U	LKD	0.2	8.5	40	8
Sixth	R5	W16-L	Bedroom	0.8			
		W16-U	Bedroom	2.5	3.3	11	1
Sixth	R6	W17-L	Bedroom	0.6			
		W17-U	Bedroom	2.1	2.7	11	1
Sixth	R7	W18-L	Bedroom	0.5			
		W18-U	Bedroom	1.8	2.3	6	0
Sixth	R8	W19-L	LKD	0.4			
		W19-U	LKD	1.7	2.2	14	0
Sixth	R9	W20-L	Bedroom	0.2			
		W20-U	Bedroom	0.8	1.0	6	0
Sixth	R10	W21-L	Bedroom	0.2			
		W21-U	Bedroom	0.5	0.7	0	0
Sixth	R11	W22-L	Bedroom	0.9			
		W22-U	Bedroom	3.9	4.8	0	0
Sixth	R12	W23-L	Bedroom	1.0			
		W23-U	Bedroom	4.2	5.1	0	0
Sixth	R13	W24-L	Bedroom	0.3			
		W24-U	Bedroom	1.2	1.5	0	0
Sixth	R14	W25-L	Bedroom	0.4			



Floor	Room ID	Window ID	Room Use	ADF	TOTAL ADF	ROOM TOTAL APSH	ROOM WINTER APSH
		W25-U	Bedroom	1.4	1.9	0	0
Sixth	R15	W26-L	LKD	0.4			
		W26-U	LKD	1.8			
		W27-L	LKD	0.4			
		W27-U	LKD	1.6	4.2	14	1
Sixth	R16	W28-L	Bedroom	0.8			
		W28-U	Bedroom	3.5	4.2	12	1
Sixth	R17	W29-L	LKD	0.4			
		W29-U	LKD	1.9			
		W30-L	LKD	0.6			
		W30-U	LKD	2.4			
		W31-L	LKD	0.2			
		W31-U	LKD	0.8	6.3	74	27
Sixth	R18	W32-L	LKD	0.6			
		W32-U	LKD	2.6			
		W33-L	LKD	0.1			
		W33-U	LKD	0.7	4.0	72	28
Sixth	R19	W34-L	Bedroom	1.0			
		W34-U	Bedroom	4.2	5.1	46	21
Sixth	R20	W35-L	Bedroom	0.8			
		W35-U	Bedroom	3.3	4.0	49	22
Sixth	R21	W36-L	LKD	0.6			
		W36-U	LKD	2.4			
		W37-L	LKD	0.1			
		W37-U	LKD	0.5	3.6	65	28
Sixth	R22	W38-L	Bedroom	0.7			
		W38-U	Bedroom	2.5	3.2	21	21
Sixth	R23	W39-L	Bedroom	0.7			
		W39-U	Bedroom	2.4	3.1	22	22
Sixth	R24	W40-L	LKD	0.6			
		W40-U	LKD	2.4			
		W41-L	LKD	0.1			
		W41-U	LKD	0.5	3.6	65	28
Sixth	R25	W42-L	Bedroom	0.7			
		W42-U	Bedroom	2.5	3.2	21	21
Sixth	R26	W43-L	Bedroom	0.7			
		W43-U	Bedroom	2.4	3.1	22	22
Sixth	R27	W44-L	LKD	0.6			
		W44-U	LKD	2.5			
		W45-L	LKD	0.3			

Floor	Room ID	Window ID	Room Use	ADF	TOTAL ADF	ROOM TOTAL APSH	ROOM WINTER APSH
		W45-U	LKD	1.3	4.7	64	26
Sixth	R28	W46-L	Bedroom	0.9			
		W46-U	Bedroom	3.8			
		W47-L	Bedroom	0.8			
		W47-U	Bedroom	3.3			
		W48-L	Bedroom	0.2			
		W48-U	Bedroom	1.0	10.0	79	28
Sixth	R29	W49-L	Bedroom	0.3			
		W49-U	Bedroom	1.6	1.9	9	0
Sixth	R30	W50-L	Bedroom	1.1			
		W50-U	Bedroom	4.6	5.7	22	4
Sixth	R31	W51-L	LKD	0.5			
		W51-U	LKD	2.1	2.6	20	3
Sixth	R32	W52-L	LKD	0.2			
		W52-U	LKD	0.7	0.9	6	0
Sixth	R33	W53-L	Bedroom	0.2			
		W53-U	Bedroom	0.8	1.0	14	3
Sixth	R34	W54-L	Bedroom	0.3			
		W54-U	Bedroom	1.0			
		W55-L	Bedroom	0.3			
		W55-U	Bedroom	0.9	2.4	19	4
Sixth	R35	W56-L	LKD	0.6			
		W56-U	LKD	2.0	2.6	33	11
Sixth	R36	W57-L	Bedroom	1.2			
		W57-U	Bedroom	4.6	5.9	34	11
Sixth	R37	W58-L	Bedroom	0.5			
		W58-U	Bedroom	1.6	2.1	16	2
Sixth	R38	W59-L	Bedroom	0.7			
		W59-U	Bedroom	2.4	3.1	17	3
Sixth	R39	W60-L	LKD	0.1			
		W60-U	LKD	0.3			
		W61-L	LKD	0.4			
		W61-U	LKD	1.7			
		W62-L	LKD	0.1			
		W62-U	LKD	0.6			
		W63-L	LKD	0.2			
		W63-U	LKD	0.7			
		W64-L	LKD	0.3			
		W64-U	LKD	1.3			
		W65-L	LKD	0.2			
		W65-U	LKD	0.7			

Floor	Room ID	Window ID	Room Use	ADF	TOTAL ADF	ROOM TOTAL APSH	ROOM WINTER APSH
		W66-L	LKD	0.1			
		W66-U	LKD	0.6	7.3	44	12
Sixth	R40	W67-L	Bedroom	0.9			
		W67-U	Bedroom	3.6	4.5	1	0
Sixth	R41	W68-L	Bedroom	0.8			
		W68-U	Bedroom	3.6	4.4	1	0
Seventh	R1	W1-L	LKD	0.6			
		W1-U	LKD	2.4			
		W2-L	LKD	0.1			
		W2-U	LKD	0.7			
		W50-L	LKD	0.5			
		W50-U	LKD	1.9	6.2	43	7
Seventh	R2	W3-L	Bedroom	1.0			
		W3-U	Bedroom	4.5	5.5	18	2
Seventh	R3	W4-L	Bedroom	0.8			
		W4-U	Bedroom	3.7	4.5	14	1
Seventh	R4	W5-L	LKD	0.1			
		W5-U	LKD	0.4			
		W6-L	LKD	0.1			
		W6-U	LKD	0.4			
		W7-L	LKD	0.2			
		W7-U	LKD	0.9			
		W8-L	LKD	0.1			
		W8-U	LKD	0.4			
		W9-L	LKD	0.2			
		W9-U	LKD	0.9			
		W10-L	LKD	0.1			
		W10-U	LKD	0.4			
		W11-L	LKD	0.1			
		W11-U	LKD	0.5	5.2	43	9
Seventh	R5	W12-L	Bedroom	1.0			
		W12-U	Bedroom	4.5	5.5	18	2
Seventh	R6	W13-L	Bedroom	0.8			
		W13-U	Bedroom	3.5	4.4	18	2
Seventh	R7	W14-L	Bedroom	0.7			
		W14-U	Bedroom	3.1	3.8	8	0
Seventh	R8	W15-L	LKD	0.5			
		W15-U	LKD	2.1	2.6	21	1
Seventh	R9	W16-L	Bedroom	0.3			
		W16-U	Bedroom	1.5	1.8	10	0
Seventh	R10	W17-L	Bedroom	0.3			

Floor	Room ID	Window ID	Room Use	ADF	TOTAL ADF	ROOM TOTAL APSH	ROOM WINTER APSH
		W17-U	Bedroom	1.3	1.6	4	0
Seventh	R11	W18-L	Bedroom	0.4			
		W18-U	Bedroom	1.6	2.0	0	0
Seventh	R12	W19-L	Bedroom	0.4			
		W19-U	Bedroom	1.7	2.1	0	0
Seventh	R13	W20-L	LKD	0.5			
		W20-U	LKD	2.4	3.0	0	0
Seventh	R14	W21-L	LKD	0.5			
		W21-U	LKD	2.6			
		W22-L	LKD	0.1			
		W22-U	LKD	0.7	4.0	10	0
Seventh	R15	W23-L	Bedroom	0.5			
		W23-U	Bedroom	3.1	3.6	14	1
Seventh	R16	W24-L	Bedroom	0.2			
		W24-U	Bedroom	1.1			
		W25-L	Bedroom	0.3			
		W25-U	Bedroom	2.1	3.8	68	24
Seventh	R17	W26-L	LKD	0.6			
		W26-U	LKD	3.0	3.6	73	26
Seventh	R18	W27-L	Bedroom	1.0			
		W27-U	Bedroom	4.7	5.8	70	25
Seventh	R19	W28-L	Bedroom	0.3			
		W28-U	Bedroom	2.2	2.6	54	24
Seventh	R20	W29-L	LKD	0.5			
		W29-U	LKD	2.2	2.7	67	24
Seventh	R21	W30-L	Bedroom	0.3			
		W30-U	Bedroom	2.2	2.5	54	24
Seventh	R22	W31-L	LKD	0.5			
		W31-U	LKD	2.3	2.8	70	25
Seventh	R23	W32-L	LKD	0.3			
		W32-U	LKD	1.9			
		W33-L	LKD	0.1			
		W33-U	LKD	0.9			
		W34-L	LKD	0.1			
		W34-U	LKD	0.8	4.1	86	28
Seventh	R24	W35-L	Bedroom	0.3			
		W35-U	Bedroom	1.4	1.8	12	0
Seventh	R25	W36-L	Bedroom	0.3			

Floor	Room ID	Window ID	Room Use	ADF	TOTAL ADF	ROOM TOTAL APSH	ROOM WINTER APSH
		W36-U	Bedroom	1.4	1.7	17	2
Seventh	R26	W37-L	LKD	0.3			
		W37-U	LKD	0.9	1.2	16	4
Seventh	R27	W38-L	Bedroom	0.4			
		W38-U	Bedroom	1.4	1.8	21	6
Seventh	R28	W39-L	Bedroom	0.4			
		W39-U	Bedroom	1.4	1.9	21	5
Seventh	R29	W40-L	Bedroom	0.4			
		W40-U	Bedroom	1.3	1.6	19	5
Seventh	R30	W41-L	LKD	0.7			
		W41-U	LKD	3.2	3.9	45	12
Seventh	R31	W42-L	Bedroom	1.8			
		W42-U	Bedroom	7.9	9.7	44	11
Seventh	R32	W43-L	Bedroom	0.8			
		W43-U	Bedroom	3.6	4.4	35	5
Seventh	R33	W44-L	Bedroom	1.0			
		W44-U	Bedroom	4.3	5.3	38	8
Seventh	R34	W45-L	LKD	0.1			
		W45-U	LKD	0.7			
		W46-L	LKD	0.5			
		W46-U	LKD	2.3			
		W47-L	LKD	0.5			
		W47-U	LKD	1.9	6.1	62	16
Seventh	R35	W48-L	Bedroom	0.9			
		W48-U	Bedroom	4.0	4.9	1	0
Seventh	R36	W49-L	Bedroom	0.9			
		W49-U	Bedroom	4.0	4.9	1	0
Eighth	R1	W1-L	LKD	0.3			
		W1-U	LKD	1.4			
		W2-L	LKD	0.3			
		W2-U	LKD	1.4			
		W18-L	LKD	0.1			
		W18-U	LKD	0.6			
		W19-L	LKD	0.1			
		W19-U	LKD	0.7	4.8	31	5
Eighth	R2	W3-L	Bedroom	0.5			
		W3-U	Bedroom	2.0	2.5	15	2
Eighth	R3	W4-L	Bedroom	0.4			
		W4-U	Bedroom	1.8	2.2	10	0

Floor	Room ID	Window ID	Room Use	ADF	TOTAL ADF	ROOM TOTAL APSH	ROOM WINTER APSH
Eighth	R4	W5-L	Bedroom	0.5	3.1	18	2
		W5-U	Bedroom	2.6			
Eighth	R5	W6-L	Bedroom	0.4	2.5	18	2
		W6-U	Bedroom	2.1			
Eighth	R6	W7-L	LKD	0.3	2.5	30	5
		W7-U	LKD	1.4			
		W8-L	LKD	0.1			
		W8-U	LKD	0.7			
Eighth	R7	W9-L	LKD	0.4	2.1	33	5
		W9-U	LKD	1.7			
Eighth	R8	W10-L	Bedroom	0.5	2.9	42	9
		W10-U	Bedroom	2.5			
Eighth	R9	W11-L	Bedroom	0.5	2.9	42	9
		W11-U	Bedroom	2.4			
Eighth	R10	W12-L	Bedroom	0.4	2.2	32	6
		W12-U	Bedroom	1.8			
Eighth	R11	W13-L	Bedroom	0.4	2.4	35	7
		W13-U	Bedroom	1.9			
Eighth	R12	W14-L	LKD	0.3	4.8	53	15
		W14-U	LKD	1.4			
		W15-L	LKD	0.3			
		W15-U	LKD	1.4			
		W16-L	LKD	0.1			
		W16-U	LKD	0.7			
		W17-L	LKD	0.1			
		W17-U	LKD	0.6			
B9							
First	R1	W1-L	LKD	0.1	7.7	10	0
		W1-U	LKD	0.8			
		W2-L	LKD	0.1			
		W2-U	LKD	0.7			
		W22-L	LKD	0.3			
		W22-U	LKD	1.7			
		W23-L	LKD	0.8			
		W23-U	LKD	3.1			
First	R2	W3-L	Bedroom	1.0	4.1	8	3
		W3-U	Bedroom	3.2			
First	R3	W4-L	Bedroom	0.5	3.5	8	0
		W4-U	Bedroom	3.0			

Floor	Room ID	Window ID	Room Use	ADF	TOTAL ADF	ROOM TOTAL APSH	ROOM WINTER APSH																																																																																																																																																																																					
First	R4	W5-L	Bedroom	0.5	3.4	9	0																																																																																																																																																																																					
		W5-U	Bedroom	2.9				First	R5	W6-L	Bedroom	0.4	2.6	8	0	W6-U	Bedroom	2.2	First	R6	W7-L	Bedroom	0.9	3.8	14	6	W7-U	Bedroom	3.0	First	R7	W8-L	Bedroom	0.5	3.2	10	2	W8-U	Bedroom	2.7	First	R8	W9-L	LKD	0.2	7.8	74	27	W9-U	LKD	1.0	W10-L	LKD	0.2	W10-U	LKD	1.0	W11-L	LKD	0.7	W11-U	LKD	2.8	W12-L	LKD	0.3	W12-U	LKD	1.7	First	R9	W13-L	Bedroom	0.7	4.4	51	21	W13-U	Bedroom	3.7	First	R10	W14-L	LKD	0.8	7.5	46	27	W14-U	LKD	3.1	W15-L	LKD	0.7	W15-U	LKD	2.9	First	R11	W16-L	Bedroom	0.6	4.1	21	4	W16-U	Bedroom	3.5	First	R12	W17-L	Bedroom	0.7	4.7	19	3	W17-U	Bedroom	4.0	First	R13	W18-L	Bedroom	0.6	3.8	19	3	W18-U	Bedroom	3.2	First	R14	W19-L	LKD	0.5	6.5	17	6	W19-U	LKD	2.0	W20-L	LKD	0.8	W20-U	LKD	3.2	First	R15	W21-L	Bedroom	0.8	5.2	1	0	W21-U	Bedroom	4.4	Second	R1	W1-L	LKD	0.1	0.8			W1-U	LKD	0.9	W2-L	LKD	0.1	W2-U	LKD	0.9	W22-L	LKD	0.3	W22-U	LKD	1.9	W23-L	LKD	0.8				
First	R5	W6-L	Bedroom	0.4	2.6	8	0																																																																																																																																																																																					
		W6-U	Bedroom	2.2				First	R6	W7-L	Bedroom	0.9	3.8	14	6	W7-U	Bedroom	3.0	First	R7	W8-L	Bedroom	0.5	3.2	10	2	W8-U	Bedroom	2.7	First	R8	W9-L	LKD	0.2	7.8	74	27	W9-U	LKD	1.0			W10-L	LKD	0.2				W10-U	LKD	1.0	W11-L	LKD	0.7	W11-U	LKD	2.8	W12-L	LKD	0.3	W12-U	LKD	1.7	First	R9	W13-L	Bedroom	0.7	4.4	51	21	W13-U	Bedroom	3.7	First	R10	W14-L	LKD	0.8	7.5			46	27	W14-U				LKD	3.1	W15-L	LKD	0.7	W15-U	LKD	2.9	First	R11	W16-L	Bedroom	0.6	4.1	21	4	W16-U	Bedroom	3.5	First	R12	W17-L	Bedroom	0.7	4.7	19	3	W17-U	Bedroom	4.0	First	R13	W18-L	Bedroom	0.6	3.8	19	3	W18-U	Bedroom	3.2	First			R14	W19-L	LKD				0.5	6.5	17	6	W19-U	LKD	2.0	W20-L	LKD	0.8	W20-U	LKD	3.2	First	R15	W21-L	Bedroom	0.8	5.2	1			0	W21-U	Bedroom				4.4	Second	R1	W1-L	LKD	0.1	0.8			W1-U	LKD	0.9	W2-L	LKD	0.1	W2-U	LKD	0.9	W22-L	LKD	0.3	W22-U
First	R6	W7-L	Bedroom	0.9	3.8	14	6																																																																																																																																																																																					
		W7-U	Bedroom	3.0				First	R7	W8-L	Bedroom	0.5	3.2	10	2	W8-U	Bedroom	2.7	First	R8	W9-L	LKD	0.2	7.8	74	27	W9-U	LKD	1.0			W10-L	LKD	0.2				W10-U	LKD	1.0			W11-L	LKD	0.7				W11-U	LKD	2.8	W12-L	LKD	0.3	W12-U	LKD	1.7	First	R9	W13-L	Bedroom	0.7	4.4	51	21	W13-U	Bedroom	3.7	First	R10	W14-L	LKD	0.8	7.5			46	27	W14-U		LKD	3.1			W15-L	LKD	0.7	W15-U	LKD	2.9	First	R11	W16-L	Bedroom	0.6	4.1	21	4	W16-U	Bedroom	3.5	First	R12	W17-L	Bedroom	0.7	4.7	19	3	W17-U	Bedroom	4.0	First	R13	W18-L	Bedroom	0.6	3.8	19	3	W18-U	Bedroom	3.2	First	R14	W19-L	LKD	0.5	6.5		17	6		W19-U	LKD	2.0	W20-L	LKD	0.8				W20-U	LKD	3.2	First	R15	W21-L	Bedroom	0.8	5.2	1	0	W21-U	Bedroom	4.4	Second	R1			W1-L	LKD	0.1				0.8					W1-U				LKD	0.9	W2-L	LKD	0.1	W2-U	LKD	0.9	W22-L	LKD	0.3	W22-U	LKD
First	R7	W8-L	Bedroom	0.5	3.2	10	2																																																																																																																																																																																					
		W8-U	Bedroom	2.7				First	R8	W9-L	LKD	0.2	7.8	74	27	W9-U	LKD	1.0			W10-L	LKD	0.2				W10-U	LKD	1.0			W11-L	LKD	0.7				W11-U	LKD	2.8			W12-L	LKD	0.3				W12-U	LKD	1.7	First	R9	W13-L	Bedroom	0.7	4.4	51	21	W13-U	Bedroom	3.7	First	R10	W14-L	LKD	0.8	7.5			46	27	W14-U		LKD	3.1			W15-L	LKD	0.7	W15-U	LKD	2.9	First	R11	W16-L	Bedroom	0.6	4.1	21	4	W16-U	Bedroom	3.5	First	R12	W17-L	Bedroom	0.7	4.7	19	3	W17-U	Bedroom	4.0	First	R13	W18-L	Bedroom	0.6	3.8	19	3	W18-U	Bedroom	3.2	First	R14	W19-L	LKD	0.5	6.5			17	6	W19-U		LKD			2.0	W20-L	LKD	0.8	W20-U	LKD	3.2	First	R15	W21-L	Bedroom	0.8	5.2	1	0	W21-U	Bedroom	4.4	Second	R1	W1-L	LKD	0.1	0.8							W1-U									LKD				0.9	W2-L	LKD	0.1	W2-U	LKD	0.9	W22-L	LKD	0.3	W22-U	LKD	1.9
First	R8	W9-L	LKD	0.2	7.8	74	27																																																																																																																																																																																					
		W9-U	LKD	1.0																																																																																																																																																																																								
		W10-L	LKD	0.2																																																																																																																																																																																								
		W10-U	LKD	1.0																																																																																																																																																																																								
		W11-L	LKD	0.7																																																																																																																																																																																								
		W11-U	LKD	2.8																																																																																																																																																																																								
		W12-L	LKD	0.3																																																																																																																																																																																								
		W12-U	LKD	1.7																																																																																																																																																																																								
First	R9	W13-L	Bedroom	0.7	4.4	51	21																																																																																																																																																																																					
		W13-U	Bedroom	3.7				First	R10	W14-L	LKD	0.8	7.5	46	27	W14-U	LKD	3.1	W15-L	LKD	0.7	W15-U	LKD	2.9	First	R11	W16-L	Bedroom	0.6	4.1	21	4	W16-U	Bedroom	3.5	First	R12	W17-L	Bedroom	0.7	4.7	19	3	W17-U	Bedroom	4.0	First	R13	W18-L	Bedroom	0.6	3.8	19	3	W18-U	Bedroom	3.2	First	R14	W19-L	LKD	0.5	6.5	17	6	W19-U	LKD	2.0	W20-L	LKD	0.8	W20-U	LKD	3.2	First	R15	W21-L	Bedroom	0.8	5.2	1	0	W21-U	Bedroom	4.4	Second	R1	W1-L	LKD	0.1	0.8			W1-U	LKD	0.9	W2-L	LKD	0.1	W2-U	LKD	0.9	W22-L	LKD	0.3	W22-U	LKD	1.9	W23-L	LKD	0.8																																																																													
First	R10	W14-L	LKD	0.8	7.5	46	27																																																																																																																																																																																					
		W14-U	LKD	3.1																																																																																																																																																																																								
		W15-L	LKD	0.7																																																																																																																																																																																								
		W15-U	LKD	2.9																																																																																																																																																																																								
First	R11	W16-L	Bedroom	0.6	4.1	21	4																																																																																																																																																																																					
		W16-U	Bedroom	3.5				First	R12	W17-L	Bedroom	0.7	4.7	19	3	W17-U	Bedroom	4.0	First	R13	W18-L	Bedroom	0.6	3.8	19	3	W18-U	Bedroom	3.2	First	R14	W19-L	LKD	0.5	6.5	17	6	W19-U	LKD	2.0	W20-L	LKD	0.8	W20-U	LKD	3.2	First	R15	W21-L	Bedroom	0.8	5.2	1	0	W21-U	Bedroom	4.4	Second	R1	W1-L	LKD	0.1	0.8			W1-U	LKD	0.9	W2-L	LKD	0.1	W2-U	LKD	0.9	W22-L	LKD	0.3	W22-U	LKD	1.9	W23-L	LKD	0.8																																																																																																									
First	R12	W17-L	Bedroom	0.7	4.7	19	3																																																																																																																																																																																					
		W17-U	Bedroom	4.0				First	R13	W18-L	Bedroom	0.6	3.8	19	3	W18-U	Bedroom	3.2	First	R14	W19-L	LKD	0.5	6.5	17	6	W19-U	LKD	2.0			W20-L	LKD	0.8				W20-U	LKD	3.2	First	R15	W21-L	Bedroom	0.8	5.2	1	0	W21-U	Bedroom	4.4	Second	R1	W1-L	LKD	0.1	0.8					W1-U				LKD	0.9	W2-L	LKD	0.1	W2-U	LKD	0.9	W22-L	LKD	0.3	W22-U	LKD	1.9	W23-L	LKD	0.8																																																																																																										
First	R13	W18-L	Bedroom	0.6	3.8	19	3																																																																																																																																																																																					
		W18-U	Bedroom	3.2				First	R14	W19-L	LKD	0.5	6.5	17	6	W19-U	LKD	2.0			W20-L	LKD	0.8				W20-U	LKD	3.2	First	R15	W21-L	Bedroom	0.8	5.2	1	0	W21-U	Bedroom	4.4	Second	R1	W1-L	LKD	0.1	0.8			W1-U	LKD	0.9			W2-L	LKD	0.1						W2-U				LKD	0.9	W22-L	LKD	0.3	W22-U	LKD	1.9	W23-L	LKD	0.8																																																																																																																
First	R14	W19-L	LKD	0.5	6.5	17	6																																																																																																																																																																																					
		W19-U	LKD	2.0																																																																																																																																																																																								
		W20-L	LKD	0.8																																																																																																																																																																																								
		W20-U	LKD	3.2																																																																																																																																																																																								
First	R15	W21-L	Bedroom	0.8	5.2	1	0																																																																																																																																																																																					
		W21-U	Bedroom	4.4				Second	R1	W1-L	LKD	0.1	0.8			W1-U	LKD	0.9	W2-L	LKD	0.1	W2-U	LKD	0.9	W22-L	LKD	0.3	W22-U	LKD	1.9	W23-L	LKD	0.8																																																																																																																																																											
Second	R1	W1-L	LKD	0.1	0.8																																																																																																																																																																																							
		W1-U	LKD	0.9																																																																																																																																																																																								
		W2-L	LKD	0.1																																																																																																																																																																																								
		W2-U	LKD	0.9																																																																																																																																																																																								
		W22-L	LKD	0.3																																																																																																																																																																																								
		W22-U	LKD	1.9																																																																																																																																																																																								
		W23-L	LKD	0.8																																																																																																																																																																																								

Floor	Room ID	Window ID	Room Use	ADF	TOTAL ADF	ROOM TOTAL APSH	ROOM WINTER APSH
		W23-U	LKD	3.1	8.3	14	1
Second	R2	W3-L	Bedroom	1.1			
		W3-U	Bedroom	3.5	4.5	10	3
Second	R3	W4-L	Bedroom	0.6			
		W4-U	Bedroom	3.7	4.2	10	0
Second	R4	W5-L	Bedroom	0.6			
		W5-U	Bedroom	3.6	4.1	11	0
Second	R5	W6-L	Bedroom	0.4			
		W6-U	Bedroom	2.7	3.1	12	0
Second	R6	W7-L	Bedroom	0.9			
		W7-U	Bedroom	3.3	4.2	16	6
Second	R7	W8-L	Bedroom	0.5			
		W8-U	Bedroom	3.3	3.8	15	2
Second	R8	W9-L	LKD	0.2			
		W9-U	LKD	1.2			
		W10-L	LKD	0.2			
		W10-U	LKD	1.2			
		W11-L	LKD	0.7			
		W11-U	LKD	3.0			
		W12-L	LKD	0.3			
		W12-U	LKD	2.0	8.8	77	29
Second	R9	W13-L	Bedroom	0.7			
		W13-U	Bedroom	4.4	5.1	52	22
Second	R10	W14-L	LKD	0.8			
		W14-U	LKD	3.3			
		W15-L	LKD	0.8			
		W15-U	LKD	3.2	8.1	50	27
Second	R11	W16-L	Bedroom	0.7			
		W16-U	Bedroom	4.4	5.0	25	5
Second	R12	W17-L	Bedroom	0.8			
		W17-U	Bedroom	5.1	5.9	24	4
Second	R13	W18-L	Bedroom	0.6			
		W18-U	Bedroom	4.1	4.8	23	4
Second	R14	W19-L	LKD	0.6			
		W19-U	LKD	2.4			
		W20-L	LKD	0.8			
		W20-U	LKD	3.3	7.1	22	6
Second	R15	W21-L	Bedroom	0.8			
		W21-U	Bedroom	5.0	5.8	1	0



Floor	Room ID	Window ID	Room Use	ADF	TOTAL ADF	ROOM TOTAL APSH	ROOM WINTER APSH
Third	R1	W1-L	LKD	0.2	10.0	16	2
		W1-U	LKD	0.9			
		W2-L	LKD	0.2			
		W2-U	LKD	0.9			
		W22-L	LKD	0.3			
		W22-U	LKD	1.7			
		W23-L	LKD	0.9			
		W23-U	LKD	4.9			
Third	R2	W3-L	Bedroom	1.4	9.3	21	4
		W3-U	Bedroom	7.9			
Third	R3	W4-L	Bedroom	0.6	4.2	14	1
		W4-U	Bedroom	3.6			
Third	R4	W5-L	Bedroom	0.6	4.0	14	1
		W5-U	Bedroom	3.4			
Third	R5	W6-L	Bedroom	0.5	3.1	17	1
		W6-U	Bedroom	2.6			
Third	R6	W7-L	Bedroom	1.2	7.9	30	7
		W7-U	Bedroom	6.7			
Third	R7	W8-L	Bedroom	0.6	3.8	16	2
		W8-U	Bedroom	3.2			
Third	R8	W9-L	LKD	0.2	10.6	83	28
		W9-U	LKD	1.1			
		W10-L	LKD	0.2			
		W10-U	LKD	1.2			
		W11-L	LKD	0.9			
		W11-U	LKD	4.8			
		W12-L	LKD	0.3			
		W12-U	LKD	1.8			
Third	R9	W13-L	Bedroom	0.7	4.8	52	22
		W13-U	Bedroom	4.1			
Third	R10	W14-L	LKD	1.0	12.8	81	27
		W14-U	LKD	5.4			
		W15-L	LKD	1.0			
		W15-U	LKD	5.4			
Third	R11	W16-L	Bedroom	0.7	5.0	28	5
		W16-U	Bedroom	4.2			
Third	R12	W17-L	Bedroom	0.9	5.9	28	5
		W17-U	Bedroom	5.0			
Third	R13	W18-L	Bedroom	0.7	4.8	28	5
		W18-U	Bedroom	4.1			

Floor	Room ID	Window ID	Room Use	ADF	TOTAL ADF	ROOM TOTAL APSH	ROOM WINTER APSH
Third	R14	W19-L	LKD	0.8	11.4	37	8
		W19-U	LKD	4.4			
		W20-L	LKD	1.0			
		W20-U	LKD	5.2			
Third	R15	W21-L	Bedroom	0.8	5.3	1	0
		W21-U	Bedroom	4.5			
Fourth	R1	W1-L	LKD	0.3	9.7	34	8
		W1-U	LKD	2.0			
		W2-L	LKD	0.3			
		W2-U	LKD	1.9			
		W3-L	LKD	0.1			
		W3-U	LKD	0.7			
		W12-L	LKD	0.2			
		W12-U	LKD	1.0			
		W13-L	LKD	0.2			
		W13-U	LKD	1.0			
		W14-L	LKD	0.3			
		W14-U	LKD	1.7			
		Fourth	R2	W4-L			
W4-U	Bedroom			2.1			
W5-L	Bedroom			0.9			
W5-U	Bedroom			5.6			
W6-L	Bedroom			0.7			
W6-U	Bedroom			3.9			
Fourth	R3	W7-L	Bedroom	0.7	15.6	81	27
		W7-U	Bedroom	4.3			
		W8-L	Bedroom	1.2			
		W8-U	Bedroom	9.3			
Fourth	R4	W9-L	Bedroom	0.8	6.5	29	5
		W9-U	Bedroom	5.7			
Fourth	R5	W10-L	Bedroom	0.6	14.9	41	12
		W10-U	Bedroom	4.7			
		W11-L	Bedroom	1.3			
		W11-U	Bedroom	8.4			
B10							
First	R1	W1-L	LKD	0.7	9.0	59	21
		W1-U	LKD	2.7			
		W28-L	LKD	0.4			
		W28-U	LKD	2.3			
		W29-L	LKD	0.4			
		W29-U	LKD	2.4			
First	R2	W2-L	Bedroom	0.6	4.1	43	14
		W2-U	Bedroom	3.5			

Floor	Room ID	Window ID	Room Use	ADF	TOTAL ADF	ROOM TOTAL APSH	ROOM WINTER APSH																																																																																																																																																																																			
First	R3	W3-L	LKD	0.7	3.6	35	18																																																																																																																																																																																			
		W3-U	LKD	2.9				First	R4	W4-L	Bedroom	0.6	4.2	44	14	W4-U	Bedroom	3.6	First	R5	W5-L	LKD	0.8	3.7	36	19	W5-U	LKD	2.9	First	R6	W6-L	Bedroom	0.6	3.4	30	15	W6-U	Bedroom	2.7	First	R7	W7-L	Bedroom	0.6	4.0	44	15	W7-U	Bedroom	3.4	First	R8	W8-L	LKD	0.3	5.6	63	23	W8-U	LKD	1.8	W9-L	LKD	0.7	W9-U	LKD	2.8	First	R9	W10-L	Bedroom	0.7	4.6	50	20	W10-U	Bedroom	3.9	First	R10	W11-L	Bedroom	1.3	10.7	49	23	W11-U	Bedroom	5.3	W12-L	Bedroom	0.6	W12-U	Bedroom	3.4	First	R11	W13-L	LKD	0.6	5.1	18	8	W13-U	LKD	2.3	W14-L	LKD	0.5	W14-U	LKD	1.6	First	R12	W15-L	Bedroom	0.6	2.1	0	0	W15-U	Bedroom	1.5	First	R13	W16-L	Bedroom	0.5	3.6	0	0	W16-U	Bedroom	3.1	First	R14	W17-L	LKD	0.4	1.1	0	0	W17-U	LKD	0.8	First	R15	W18-L	Bedroom	0.5	3.5	0	0	W18-U	Bedroom	3.0	First	R16	W19-L	LKD	0.4	1.6	0	0	W19-U	LKD	1.2	First	R17	W20-L	Bedroom	0.5	3.3	0	0	W20-U	Bedroom	2.8	First	R18	W21-L	Bedroom	0.5		
First	R4	W4-L	Bedroom	0.6	4.2	44	14																																																																																																																																																																																			
		W4-U	Bedroom	3.6				First	R5	W5-L	LKD	0.8	3.7	36	19	W5-U	LKD	2.9	First	R6	W6-L	Bedroom	0.6	3.4	30	15	W6-U	Bedroom	2.7	First	R7	W7-L	Bedroom	0.6	4.0	44	15	W7-U	Bedroom	3.4	First	R8	W8-L	LKD	0.3	5.6	63	23	W8-U	LKD	1.8			W9-L	LKD	0.7				W9-U	LKD	2.8	First	R9	W10-L	Bedroom	0.7	4.6	50	20	W10-U	Bedroom	3.9	First	R10	W11-L	Bedroom	1.3	10.7			49	23	W11-U				Bedroom	5.3	W12-L	Bedroom	0.6	W12-U	Bedroom	3.4	First			R11	W13-L	LKD				0.6	5.1	18	8	W13-U	LKD	2.3	W14-L	LKD	0.5	W14-U	LKD	1.6	First	R12	W15-L	Bedroom	0.6	2.1	0	0	W15-U	Bedroom	1.5	First	R13	W16-L	Bedroom	0.5	3.6	0	0	W16-U	Bedroom	3.1	First	R14	W17-L	LKD	0.4	1.1	0	0	W17-U	LKD	0.8	First	R15	W18-L	Bedroom	0.5	3.5	0	0	W18-U	Bedroom	3.0	First	R16	W19-L	LKD	0.4	1.6	0	0	W19-U	LKD	1.2	First	R17	W20-L	Bedroom	0.5	3.3	0	0	W20-U	Bedroom	2.8	First	R18	W21-L
First	R5	W5-L	LKD	0.8	3.7	36	19																																																																																																																																																																																			
		W5-U	LKD	2.9				First	R6	W6-L	Bedroom	0.6	3.4	30	15	W6-U	Bedroom	2.7	First	R7	W7-L	Bedroom	0.6	4.0	44	15	W7-U	Bedroom	3.4	First	R8	W8-L	LKD	0.3	5.6	63	23	W8-U	LKD	1.8			W9-L	LKD	0.7				W9-U	LKD	2.8	First	R9	W10-L	Bedroom	0.7	4.6	50	20	W10-U	Bedroom	3.9	First	R10	W11-L	Bedroom	1.3	10.7	49	23	W11-U	Bedroom	5.3			W12-L	Bedroom	0.6		W12-U	Bedroom			3.4	First	R11	W13-L	LKD	0.6	5.1	18	8	W13-U	LKD	2.3		W14-L	LKD		0.5	W14-U	LKD	1.6	First	R12				W15-L	Bedroom	0.6	2.1	0	0	W15-U	Bedroom	1.5	First	R13	W16-L	Bedroom	0.5	3.6	0	0	W16-U	Bedroom	3.1	First	R14	W17-L	LKD	0.4	1.1	0	0	W17-U	LKD	0.8	First	R15	W18-L	Bedroom	0.5	3.5	0	0	W18-U	Bedroom	3.0	First	R16	W19-L	LKD	0.4	1.6	0	0	W19-U	LKD	1.2	First	R17	W20-L	Bedroom	0.5	3.3	0	0	W20-U	Bedroom	2.8	First	R18	W21-L	Bedroom	0.5									
First	R6	W6-L	Bedroom	0.6	3.4	30	15																																																																																																																																																																																			
		W6-U	Bedroom	2.7				First	R7	W7-L	Bedroom	0.6	4.0	44	15	W7-U	Bedroom	3.4	First	R8	W8-L	LKD	0.3	5.6	63	23	W8-U	LKD	1.8			W9-L	LKD	0.7				W9-U	LKD	2.8	First	R9	W10-L	Bedroom	0.7	4.6	50	20	W10-U	Bedroom	3.9	First	R10	W11-L	Bedroom	1.3	10.7	49	23	W11-U	Bedroom	5.3			W12-L	Bedroom	0.6				W12-U	Bedroom	3.4	First	R11	W13-L	LKD	0.6	5.1	18	8	W13-U	LKD	2.3			W14-L	LKD	0.5				W14-U	LKD	1.6	First	R12	W15-L	Bedroom	0.6	2.1	0	0	W15-U	Bedroom	1.5	First	R13	W16-L	Bedroom	0.5	3.6	0	0	W16-U	Bedroom	3.1	First	R14	W17-L	LKD	0.4	1.1	0	0	W17-U	LKD	0.8	First	R15	W18-L	Bedroom	0.5	3.5	0	0	W18-U	Bedroom	3.0	First	R16	W19-L	LKD	0.4	1.6	0	0	W19-U	LKD	1.2	First	R17	W20-L	Bedroom	0.5	3.3	0	0	W20-U	Bedroom	2.8	First	R18	W21-L	Bedroom	0.5																				
First	R7	W7-L	Bedroom	0.6	4.0	44	15																																																																																																																																																																																			
		W7-U	Bedroom	3.4				First	R8	W8-L	LKD	0.3	5.6	63	23	W8-U	LKD	1.8			W9-L	LKD	0.7				W9-U	LKD	2.8	First	R9	W10-L	Bedroom	0.7	4.6	50	20	W10-U	Bedroom	3.9	First	R10	W11-L	Bedroom	1.3	10.7	49	23	W11-U	Bedroom	5.3			W12-L	Bedroom	0.6				W12-U	Bedroom	3.4	First	R11	W13-L	LKD	0.6	5.1	18	8	W13-U	LKD	2.3			W14-L	LKD	0.5				W14-U	LKD	1.6	First	R12	W15-L	Bedroom	0.6	2.1	0	0	W15-U	Bedroom	1.5	First	R13	W16-L	Bedroom	0.5	3.6	0	0	W16-U	Bedroom	3.1	First	R14	W17-L	LKD	0.4	1.1	0	0	W17-U	LKD	0.8	First	R15	W18-L	Bedroom	0.5	3.5	0	0	W18-U	Bedroom	3.0	First	R16	W19-L	LKD	0.4	1.6	0	0	W19-U	LKD	1.2	First	R17	W20-L	Bedroom	0.5	3.3	0	0	W20-U	Bedroom	2.8	First	R18	W21-L	Bedroom	0.5																															
First	R8	W8-L	LKD	0.3	5.6	63	23																																																																																																																																																																																			
		W8-U	LKD	1.8																																																																																																																																																																																						
		W9-L	LKD	0.7																																																																																																																																																																																						
		W9-U	LKD	2.8				First	R9	W10-L	Bedroom	0.7	4.6	50	20	W10-U	Bedroom	3.9	First	R10	W11-L	Bedroom	1.3	10.7	49	23	W11-U	Bedroom	5.3	W12-L	Bedroom	0.6	W12-U	Bedroom	3.4	First	R11	W13-L	LKD	0.6	5.1	18	8	W13-U	LKD	2.3	W14-L	LKD	0.5	W14-U	LKD	1.6	First	R12	W15-L	Bedroom	0.6	2.1	0	0	W15-U	Bedroom	1.5	First	R13	W16-L	Bedroom	0.5	3.6	0	0	W16-U	Bedroom	3.1	First	R14	W17-L	LKD	0.4	1.1	0	0	W17-U	LKD	0.8	First	R15	W18-L	Bedroom	0.5	3.5	0	0	W18-U	Bedroom	3.0	First	R16	W19-L	LKD	0.4	1.6	0	0	W19-U	LKD	1.2	First	R17	W20-L	Bedroom	0.5	3.3	0	0	W20-U	Bedroom	2.8	First	R18	W21-L	Bedroom	0.5																																																															
First	R9	W10-L	Bedroom	0.7	4.6	50	20																																																																																																																																																																																			
		W10-U	Bedroom	3.9				First	R10	W11-L	Bedroom	1.3	10.7	49	23	W11-U	Bedroom	5.3			W12-L	Bedroom	0.6				W12-U	Bedroom	3.4	First	R11	W13-L	LKD	0.6	5.1			18	8	W13-U				LKD	2.3	W14-L	LKD	0.5	W14-U	LKD	1.6	First	R12	W15-L	Bedroom	0.6	2.1	0	0	W15-U	Bedroom	1.5	First	R13	W16-L	Bedroom	0.5	3.6	0	0	W16-U	Bedroom	3.1	First	R14	W17-L	LKD	0.4	1.1	0	0	W17-U	LKD	0.8	First	R15	W18-L	Bedroom	0.5	3.5	0	0	W18-U	Bedroom	3.0	First	R16	W19-L	LKD	0.4	1.6	0	0	W19-U	LKD	1.2	First	R17	W20-L	Bedroom	0.5	3.3	0	0	W20-U	Bedroom	2.8	First	R18	W21-L	Bedroom	0.5																																																																
First	R10	W11-L	Bedroom	1.3	10.7	49	23																																																																																																																																																																																			
		W11-U	Bedroom	5.3																																																																																																																																																																																						
		W12-L	Bedroom	0.6																																																																																																																																																																																						
		W12-U	Bedroom	3.4				First	R11	W13-L	LKD	0.6	5.1	18	8	W13-U	LKD	2.3	W14-L	LKD	0.5	W14-U	LKD	1.6	First	R12	W15-L	Bedroom	0.6	2.1	0	0	W15-U	Bedroom	1.5	First	R13	W16-L	Bedroom	0.5	3.6	0	0	W16-U	Bedroom	3.1	First	R14	W17-L	LKD	0.4	1.1	0	0	W17-U	LKD	0.8	First	R15	W18-L	Bedroom	0.5	3.5	0	0	W18-U	Bedroom	3.0	First	R16	W19-L	LKD	0.4	1.6	0	0	W19-U	LKD	1.2	First	R17	W20-L	Bedroom	0.5	3.3	0	0	W20-U	Bedroom	2.8	First	R18	W21-L	Bedroom	0.5																																																																																											
First	R11	W13-L	LKD	0.6	5.1	18	8																																																																																																																																																																																			
		W13-U	LKD	2.3																																																																																																																																																																																						
		W14-L	LKD	0.5																																																																																																																																																																																						
		W14-U	LKD	1.6				First	R12	W15-L	Bedroom	0.6	2.1	0	0	W15-U	Bedroom	1.5	First	R13	W16-L	Bedroom	0.5	3.6	0	0	W16-U	Bedroom	3.1	First	R14	W17-L	LKD	0.4	1.1	0	0	W17-U	LKD	0.8	First	R15	W18-L	Bedroom	0.5	3.5	0	0	W18-U	Bedroom	3.0	First	R16	W19-L	LKD	0.4	1.6	0	0	W19-U	LKD	1.2	First	R17	W20-L	Bedroom	0.5	3.3	0	0	W20-U	Bedroom	2.8	First	R18	W21-L	Bedroom	0.5																																																																																																												
First	R12	W15-L	Bedroom	0.6	2.1	0	0																																																																																																																																																																																			
		W15-U	Bedroom	1.5				First	R13	W16-L	Bedroom	0.5	3.6	0	0	W16-U	Bedroom	3.1	First	R14	W17-L	LKD	0.4	1.1	0	0	W17-U	LKD	0.8	First	R15	W18-L	Bedroom	0.5	3.5	0	0	W18-U	Bedroom	3.0	First	R16	W19-L	LKD	0.4	1.6	0	0	W19-U	LKD	1.2	First	R17	W20-L	Bedroom	0.5	3.3	0	0	W20-U	Bedroom	2.8	First	R18	W21-L	Bedroom	0.5																																																																																																																							
First	R13	W16-L	Bedroom	0.5	3.6	0	0																																																																																																																																																																																			
		W16-U	Bedroom	3.1				First	R14	W17-L	LKD	0.4	1.1	0	0	W17-U	LKD	0.8	First	R15	W18-L	Bedroom	0.5	3.5	0	0	W18-U	Bedroom	3.0	First	R16	W19-L	LKD	0.4	1.6	0	0	W19-U	LKD	1.2	First	R17	W20-L	Bedroom	0.5	3.3	0	0	W20-U	Bedroom	2.8	First	R18	W21-L	Bedroom	0.5																																																																																																																																		
First	R14	W17-L	LKD	0.4	1.1	0	0																																																																																																																																																																																			
		W17-U	LKD	0.8				First	R15	W18-L	Bedroom	0.5	3.5	0	0	W18-U	Bedroom	3.0	First	R16	W19-L	LKD	0.4	1.6	0	0	W19-U	LKD	1.2	First	R17	W20-L	Bedroom	0.5	3.3	0	0	W20-U	Bedroom	2.8	First	R18	W21-L	Bedroom	0.5																																																																																																																																													
First	R15	W18-L	Bedroom	0.5	3.5	0	0																																																																																																																																																																																			
		W18-U	Bedroom	3.0				First	R16	W19-L	LKD	0.4	1.6	0	0	W19-U	LKD	1.2	First	R17	W20-L	Bedroom	0.5	3.3	0	0	W20-U	Bedroom	2.8	First	R18	W21-L	Bedroom	0.5																																																																																																																																																								
First	R16	W19-L	LKD	0.4	1.6	0	0																																																																																																																																																																																			
		W19-U	LKD	1.2				First	R17	W20-L	Bedroom	0.5	3.3	0	0	W20-U	Bedroom	2.8	First	R18	W21-L	Bedroom	0.5																																																																																																																																																																			
First	R17	W20-L	Bedroom	0.5	3.3	0	0																																																																																																																																																																																			
		W20-U	Bedroom	2.8				First	R18	W21-L	Bedroom	0.5																																																																																																																																																																														
First	R18	W21-L	Bedroom	0.5																																																																																																																																																																																						

Floor	Room ID	Window ID	Room Use	ADF	TOTAL ADF	ROOM TOTAL APSH	ROOM WINTER APSH
		W21-U	Bedroom	1.6	2.1	0	0
First	R19	W22-L	LKD	0.3			
		W22-U	LKD	1.6			
		W23-L	LKD	0.4			
		W23-U	LKD	0.8			
		W24-L	LKD	0.6			
		W24-U	LKD	2.4	6.0	22	9
First	R20	W25-L	Bedroom	0.8			
		W25-U	Bedroom	4.6	5.4	28	4
First	R21	W26-L	Bedroom	0.6			
		W26-U	Bedroom	3.5	4.1	27	4
First	R22	W27-L	LKD	0.8			
		W27-U	LKD	2.9	3.7	25	12
Second	R1	W1-L	LKD	0.8			
		W1-U	LKD	3.0			
		W29-L	LKD	0.4			
		W29-U	LKD	2.3			
		W30-L	LKD	0.5			
		W30-U	LKD	2.4	9.4	65	23
Second	R2	W2-L	Bedroom	0.7			
		W2-U	Bedroom	3.4	4.1	45	15
Second	R3	W3-L	LKD	0.8			
		W3-U	LKD	3.1	3.9	37	20
Second	R4	W4-L	Bedroom	0.7			
		W4-U	Bedroom	3.5	4.2	45	15
Second	R5	W5-L	LKD	0.8			
		W5-U	LKD	3.2	4.0	40	23
Second	R6	W6-L	Bedroom	0.7			
		W6-U	Bedroom	2.9	3.6	33	18
Second	R7	W7-L	Bedroom	0.6			
		W7-U	Bedroom	3.3	3.9	48	19
Second	R8	W8-L	LKD	0.3			
		W8-U	LKD	1.7			
		W9-L	LKD	0.8			
		W9-U	LKD	3.0	5.8	65	25
Second	R9	W11-L	Bedroom	0.7			
		W11-U	Bedroom	3.8	4.6	50	20
Second	R10	W12-L	Bedroom	1.4			
		W12-U	Bedroom	5.6			

Floor	Room ID	Window ID	Room Use	ADF	TOTAL ADF	ROOM TOTAL APSH	ROOM WINTER APSH
		W13-L	Bedroom	0.7			
		W13-U	Bedroom	3.3	11.0	50	24
Second	R11	W14-L	LKD	0.7			
		W14-U	LKD	2.7			
		W15-L	LKD	0.5			
		W15-U	LKD	1.8	5.8	22	9
Second	R12	W16-L	Bedroom	0.8			
		W16-U	Bedroom	1.8	2.6	0	0
Second	R13	W17-L	Bedroom	0.6			
		W17-U	Bedroom	3.1	3.7	0	0
Second	R14	W18-L	LKD	0.4			
		W18-U	LKD	1.0	1.4	0	0
Second	R15	W19-L	Bedroom	0.6			
		W19-U	Bedroom	3.0	3.6	0	0
Second	R16	W20-L	LKD	0.5			
		W20-U	LKD	1.4	1.9	0	0
Second	R17	W21-L	Bedroom	0.6			
		W21-U	Bedroom	2.8	3.3	0	0
Second	R18	W22-L	Bedroom	0.5			
		W22-U	Bedroom	1.9	2.4	0	0
Second	R19	W23-L	LKD	0.3			
		W23-U	LKD	1.5			
		W24-L	LKD	0.4			
		W24-U	LKD	1.0			
		W25-L	LKD	0.7			
		W25-U	LKD	2.9	6.9	28	11
Second	R20	W26-L	Bedroom	0.9			
		W26-U	Bedroom	4.7	5.6	34	6
Second	R21	W27-L	Bedroom	0.7			
		W27-U	Bedroom	3.5	4.2	34	7
Second	R22	W28-L	LKD	0.9			
		W28-U	LKD	3.5	4.4	29	12
Third	R1	W1-L	LKD	0.8			
		W1-U	LKD	3.2			
		W28-L	LKD	0.5			
		W28-U	LKD	2.7			
		W29-L	LKD	0.5			
		W29-U	LKD	2.8	10.6	68	24
Third	R2	W2-L	Bedroom	0.7			

Floor	Room ID	Window ID	Room Use	ADF	TOTAL ADF	ROOM TOTAL APSH	ROOM WINTER APSH
		W2-U	Bedroom	3.9	4.7	48	18
Third	R3	W3-L	LKD	0.8			
		W3-U	LKD	3.4	4.2	38	21
Third	R4	W4-L	Bedroom	0.7			
		W4-U	Bedroom	4.0	4.7	47	17
Third	R5	W5-L	LKD	0.9			
		W5-U	LKD	3.4	4.2	41	24
Third	R6	W6-L	Bedroom	0.7			
		W6-U	Bedroom	3.0	3.7	34	19
Third	R7	W7-L	Bedroom	0.7			
		W7-U	Bedroom	3.7	4.3	48	19
Third	R8	W8-L	LKD	0.3			
		W8-U	LKD	1.9			
		W9-L	LKD	0.8			
		W9-U	LKD	3.1	6.2	66	26
Third	R9	W10-L	Bedroom	0.8			
		W10-U	Bedroom	4.3	5.0	51	21
Third	R10	W11-L	Bedroom	1.5			
		W11-U	Bedroom	5.8			
		W12-L	Bedroom	0.7			
		W12-U	Bedroom	4.0	12.1	56	26
Third	R11	W13-L	LKD	0.8			
		W13-U	LKD	3.2			
		W14-L	LKD	0.6			
		W14-U	LKD	2.1	6.6	27	9
Third	R12	W15-L	Bedroom	1.0			
		W15-U	Bedroom	2.3	3.2	0	0
Third	R13	W16-L	Bedroom	0.7			
		W16-U	Bedroom	4.1	4.8	0	0
Third	R14	W17-L	LKD	0.5			
		W17-U	LKD	1.3	1.8	0	0
Third	R15	W18-L	Bedroom	0.7			
		W18-U	Bedroom	3.8	4.5	0	0
Third	R16	W19-L	LKD	0.6			
		W19-U	LKD	1.7	2.3	0	0
Third	R17	W20-L	Bedroom	0.6			
		W20-U	Bedroom	3.5	4.2	0	0

Floor	Room ID	Window ID	Room Use	ADF	TOTAL ADF	ROOM TOTAL APSH	ROOM WINTER APSH
Third	R18	W21-L	Bedroom	0.6	2.8	0	0
		W21-U	Bedroom	2.2			
Third	R19	W22-L	LKD	0.3	8.2	32	15
		W22-U	LKD	2.0			
		W23-L	LKD	0.5			
		W23-U	LKD	1.3			
		W24-L	LKD	0.8			
		W24-U	LKD	3.3			
Third	R20	W25-L	Bedroom	1.0	6.7	39	10
		W25-U	Bedroom	5.7			
Third	R21	W26-L	Bedroom	0.8	5.0	38	10
		W26-U	Bedroom	4.3			
Third	R22	W27-L	LKD	1.0	5.0	33	15
		W27-U	LKD	4.0			
Fourth	R1	W1-L	LKD	0.8	10.4	69	25
		W1-U	LKD	3.3			
		W28-L	LKD	0.5			
		W28-U	LKD	2.5			
		W29-L	LKD	0.5			
		W29-U	LKD	2.6			
Fourth	R2	W2-L	Bedroom	0.7	4.5	49	19
		W2-U	Bedroom	3.8			
Fourth	R3	W3-L	LKD	0.9	4.3	41	24
		W3-U	LKD	3.5			
Fourth	R4	W4-L	Bedroom	0.8	4.6	49	19
		W4-U	Bedroom	3.8			
Fourth	R5	W5-L	LKD	0.9	4.3	41	24
		W5-U	LKD	3.5			
Fourth	R6	W6-L	Bedroom	0.7	3.8	34	19
		W6-U	Bedroom	3.1			
Fourth	R7	W7-L	Bedroom	0.7	4.1	50	21
		W7-U	Bedroom	3.5			
Fourth	R8	W8-L	LKD	0.4	6.1	66	26
		W8-U	LKD	1.8			
		W9-L	LKD	0.8			
		W9-U	LKD	3.2			
Fourth	R9	W10-L	Bedroom	0.8	4.8	51	21
		W10-U	Bedroom	4.0			
Fourth	R10	W11-L	Bedroom	1.5			

Floor	Room ID	Window ID	Room Use	ADF	TOTAL ADF	ROOM TOTAL APSH	ROOM WINTER APSH
		W11-U	Bedroom	5.9			
		W12-L	Bedroom	0.8			
		W12-U	Bedroom	3.8	12.0	56	26
Fourth	R11	W13-L	LKD	0.9			
		W13-U	LKD	3.5			
		W14-L	LKD	0.7			
		W14-U	LKD	2.5	7.5	27	9
Fourth	R12	W15-L	Bedroom	1.1			
		W15-U	Bedroom	3.5	4.7	1	0
Fourth	R13	W16-L	Bedroom	0.8			
		W16-U	Bedroom	4.1	5.0	1	0
Fourth	R14	W17-L	LKD	0.6			
		W17-U	LKD	1.9	2.5	0	0
Fourth	R15	W18-L	Bedroom	0.8			
		W18-U	Bedroom	3.9	4.6	0	0
Fourth	R16	W19-L	LKD	0.7			
		W19-U	LKD	2.3	3.0	0	0
Fourth	R17	W20-L	Bedroom	0.7			
		W20-U	Bedroom	3.5	4.2	0	0
Fourth	R18	W21-L	Bedroom	0.7			
		W21-U	Bedroom	2.6	3.3	0	0
Fourth	R19	W22-L	LKD	0.4			
		W22-U	LKD	2.0			
		W23-L	LKD	0.6			
		W23-U	LKD	1.7			
		W24-L	LKD	0.9			
		W24-U	LKD	3.5	9.0	33	15
Fourth	R20	W25-L	Bedroom	1.1			
		W25-U	Bedroom	5.3	6.4	38	10
Fourth	R21	W26-L	Bedroom	0.8			
		W26-U	Bedroom	4.0	4.8	38	10
Fourth	R22	W27-L	LKD	1.0			
		W27-U	LKD	4.1	5.2	33	15
Fifth	R1	W1-L	LKD	1.0			
		W1-U	LKD	5.5			
		W28-L	LKD	0.5			
		W28-U	LKD	2.9			
		W29-L	LKD	0.5			
		W29-U	LKD	2.9	13.4	92	28



Floor	Room ID	Window ID	Room Use	ADF	TOTAL ADF	ROOM TOTAL APSH	ROOM WINTER APSH
Fifth	R2	W2-L	Bedroom	0.8	5.2	51	20
		W2-U	Bedroom	4.4			
Fifth	R3	W3-L	LKD	1.0	6.7	71	26
		W3-U	LKD	5.7			
Fifth	R4	W4-L	Bedroom	0.8	5.2	51	20
		W4-U	Bedroom	4.4			
Fifth	R5	W5-L	LKD	1.1	6.8	73	26
		W5-U	LKD	5.7			
Fifth	R6	W6-L	Bedroom	0.8	5.1	51	21
		W6-U	Bedroom	4.3			
Fifth	R7	W7-L	Bedroom	0.7	4.6	51	21
		W7-U	Bedroom	3.9			
Fifth	R8	W8-L	LKD	0.4	8.5	74	27
		W8-U	LKD	2.0			
		W9-L	LKD	1.0			
		W9-U	LKD	5.2			
Fifth	R9	W10-L	Bedroom	0.8	5.3	51	21
		W10-U	Bedroom	4.5			
Fifth	R10	W11-L	Bedroom	1.8	16.6	82	27
		W11-U	Bedroom	9.5			
		W12-L	Bedroom	0.8			
		W12-U	Bedroom	4.5			
Fifth	R11	W13-L	LKD	1.0	12.6	38	9
		W13-U	LKD	5.6			
		W14-L	LKD	0.9			
		W14-U	LKD	5.0			
Fifth	R12	W15-L	Bedroom	1.6	10.7	1	0
		W15-U	Bedroom	9.1			
Fifth	R13	W16-L	Bedroom	1.0	6.6	1	0
		W16-U	Bedroom	5.6			
Fifth	R14	W17-L	LKD	0.8	5.6	0	0
		W17-U	LKD	4.8			
Fifth	R15	W18-L	Bedroom	0.9	6.1	0	0
		W18-U	Bedroom	5.1			
Fifth	R16	W19-L	LKD	0.9	6.1	0	0
		W19-U	LKD	5.1			
Fifth	R17	W20-L	Bedroom	0.8	5.4	0	0
		W20-U	Bedroom	4.6			

Floor	Room ID	Window ID	Room Use	ADF	TOTAL ADF	ROOM TOTAL APSH	ROOM WINTER APSH
Fifth	R18	W21-L	Bedroom	0.9	5.8	0	0
		W21-U	Bedroom	4.9			
Fifth	R19	W22-L	LKD	0.5	15.3	47	15
		W22-U	LKD	2.6			
		W23-L	LKD	0.8			
		W23-U	LKD	4.6			
		W24-L	LKD	1.0			
		W24-U	LKD	5.6			
Fifth	R20	W25-L	Bedroom	1.1	7.2	39	10
		W25-U	Bedroom	6.1			
Fifth	R21	W26-L	Bedroom	0.8	5.4	39	10
		W26-U	Bedroom	4.6			
Fifth	R22	W27-L	LKD	1.2	7.8	48	15
		W27-U	LKD	6.6			
Sixth	R1	W1-L	Bedroom	1.5	11.1	72	27
		W1-U	Bedroom	9.6			
Sixth	R2	W2-L	Bedroom	0.8	6.2	67	24
		W2-U	Bedroom	5.3			
Sixth	R3	W3-L	LKD	0.5	7.0	0	0
		W3-U	LKD	3.0			
		W4-L	LKD	0.5			
		W4-U	LKD	3.0			
Sixth	R4	W5-L	LKD	0.8	7.3	2	0
		W5-U	LKD	5.0			
		W6-L	LKD	0.2			
		W6-U	LKD	1.3			
Sixth	R5	W7-L	Bedroom	0.9	6.0	2	0
		W7-U	Bedroom	5.1			
Sixth	R6	W8-L	Bedroom	1.0	7.2	0	0
		W8-U	Bedroom	6.2			
Sixth	R7	W9-L	LKD	0.7	6.6	49	21
		W9-U	LKD	4.1			
		W10-L	LKD	0.3			
		W10-U	LKD	1.6			
B11							
Ground	R1	W1-L	LKD	0.1	2.0	2	0
		W1-U	LKD	1.9			
Ground	R2	W2-L	Bedroom	0.3			

Floor	Room ID	Window ID	Room Use	ADF	TOTAL ADF	ROOM TOTAL APSH	ROOM WINTER APSH
		W2-U	Bedroom	2.8	3.1	1	0
Ground	R3	W3-L	Bedroom	0.3			
		W3-U	Bedroom	2.4	2.7	11	2
Ground	R4	W4-L	Bedroom	0.2			
		W4-U	Bedroom	2.2	2.5	13	2
Ground	R5	W5-L	LKD	0.4			
		W5-U	LKD	1.7	2.1	20	2
Ground	R6	W6-L	LKD	0.3			
		W6-U	LKD	1.3	1.6	1	0
Ground	R7	W7-L	Bedroom	0.1			
		W7-U	Bedroom	1.4	1.5	0	0
Ground	R8	W8-L	Bedroom	0.1			
		W8-U	Bedroom	1.4	1.5	0	0
Ground	R9	W9-L	LKD	0.3			
		W9-U	LKD	1.2	1.5	0	0
Ground	R10	W10-L	Bedroom	0.2			
		W10-U	Bedroom	1.5	1.7	9	3
Ground	R11	W11-L	LKD	0.1			
		W11-U	LKD	0.9	1.0	17	4
First	R1	W1-L	Bedroom	0.4			
		W1-U	Bedroom	1.5			
		W62-L	Bedroom	0.2			
		W62-U	Bedroom	0.8			
		W63-L	Bedroom	0.4			
		W63-U	Bedroom	1.6	4.8	34	2
First	R2	W2-L	Bedroom	0.3			
		W2-U	Bedroom	0.8	1.1	0	0
First	R3	W3-L	Bedroom	0.3			
		W3-U	Bedroom	0.8	1.1	0	0
First	R4	W4-L	LKD	0.0			
		W4-U	LKD	0.0			
		W5-L	LKD	0.0			
		W5-U	LKD	0.3			
		W6-L	LKD	0.1			
		W6-U	LKD	0.6			
		W7-L	LKD	0.1			
		W7-U	LKD	0.3	1.5	1	0
First	R5	W8-L	Bedroom	0.4			
		W8-U	Bedroom	1.2	1.5	1	0

Floor	Room ID	Window ID	Room Use	ADF	TOTAL ADF	ROOM TOTAL APSH	ROOM WINTER APSH																																																																																																																																																																			
First	R6	W9-L	Bedroom	0.3	0.6	2	0																																																																																																																																																																			
		W9-U	Bedroom	0.3				First	R7	W10-L	LKD	0.0	1.7	11	2	W10-U	LKD	0.1	W11-L	LKD	0.1	W11-U	LKD	0.3	W12-L	LKD	0.1	W12-U	LKD	0.6	W13-L	LKD	0.1	W13-U	LKD	0.3	First	R8	W14-L	Bedroom	0.1	4.4	16	4	W14-U	Bedroom	0.7	W15-L	Bedroom	0.3	W15-U	Bedroom	1.4	W16-L	Bedroom	0.1	W16-U	Bedroom	0.7	W17-L	Bedroom	0.2	W17-U	Bedroom	0.8	First	R9	W18-L	Bedroom	0.5	2.1	11	0	W18-U	Bedroom	1.5	First	R10	W19-L	Bedroom	0.4	1.4	8	0	W19-U	Bedroom	1.0	First	R11	W20-L	LKD	0.3	3.7	31	2	W20-U	LKD	1.3	W22-L	LKD	0.3	W22-U	LKD	0.9	W24-L	LKD	0.1	W24-U	LKD	0.2	W25-L	LKD	0.2	W25-U	LKD	0.5	First	R12	W26-L	LKD	0.2	3.5	8	0	W26-U	LKD	0.5	W27-L	LKD	0.1	W27-U	LKD	0.2	W29-L	LKD	0.3	W29-U	LKD	0.9	W31-L	LKD	0.3	W31-U	LKD	1.1	First	R13	W32-L	Bedroom	0.3	1.3	0	0	W32-U	Bedroom	1.0	First	R14	W33-L	Bedroom	0.4	1.8	0	0	W33-U	Bedroom	1.4	First	R15	W34-L
First	R7	W10-L	LKD	0.0	1.7	11	2																																																																																																																																																																			
		W10-U	LKD	0.1																																																																																																																																																																						
		W11-L	LKD	0.1																																																																																																																																																																						
		W11-U	LKD	0.3																																																																																																																																																																						
		W12-L	LKD	0.1																																																																																																																																																																						
		W12-U	LKD	0.6																																																																																																																																																																						
		W13-L	LKD	0.1																																																																																																																																																																						
		W13-U	LKD	0.3																																																																																																																																																																						
First	R8	W14-L	Bedroom	0.1	4.4	16	4																																																																																																																																																																			
		W14-U	Bedroom	0.7																																																																																																																																																																						
		W15-L	Bedroom	0.3																																																																																																																																																																						
		W15-U	Bedroom	1.4																																																																																																																																																																						
		W16-L	Bedroom	0.1																																																																																																																																																																						
		W16-U	Bedroom	0.7																																																																																																																																																																						
		W17-L	Bedroom	0.2																																																																																																																																																																						
		W17-U	Bedroom	0.8																																																																																																																																																																						
First	R9	W18-L	Bedroom	0.5	2.1	11	0																																																																																																																																																																			
		W18-U	Bedroom	1.5				First	R10	W19-L	Bedroom	0.4	1.4	8	0	W19-U	Bedroom	1.0	First	R11	W20-L	LKD	0.3	3.7	31	2	W20-U	LKD	1.3	W22-L	LKD	0.3	W22-U	LKD	0.9	W24-L	LKD	0.1	W24-U	LKD	0.2	W25-L	LKD	0.2	W25-U	LKD	0.5	First	R12	W26-L	LKD	0.2	3.5	8	0	W26-U	LKD	0.5	W27-L	LKD	0.1	W27-U	LKD	0.2	W29-L	LKD	0.3	W29-U	LKD	0.9	W31-L	LKD	0.3	W31-U	LKD	1.1	First	R13	W32-L	Bedroom	0.3	1.3	0	0	W32-U	Bedroom	1.0	First	R14	W33-L	Bedroom	0.4	1.8	0	0	W33-U	Bedroom	1.4	First	R15	W34-L	Bedroom	0.2																																																																			
First	R10	W19-L	Bedroom	0.4	1.4	8	0																																																																																																																																																																			
		W19-U	Bedroom	1.0				First	R11	W20-L	LKD	0.3	3.7	31	2	W20-U	LKD	1.3			W22-L	LKD	0.3				W22-U	LKD	0.9	W24-L	LKD	0.1	W24-U	LKD	0.2	W25-L	LKD	0.2	W25-U	LKD	0.5	First	R12	W26-L	LKD	0.2	3.5			8	0	W26-U				LKD	0.5	W27-L	LKD	0.1	W27-U	LKD	0.2	W29-L	LKD	0.3	W29-U	LKD	0.9	W31-L	LKD	0.3	W31-U	LKD	1.1	First	R13	W32-L	Bedroom	0.3	1.3	0	0	W32-U	Bedroom	1.0	First	R14	W33-L	Bedroom	0.4	1.8	0	0	W33-U	Bedroom	1.4	First	R15	W34-L	Bedroom	0.2																																																																				
First	R11	W20-L	LKD	0.3	3.7	31	2																																																																																																																																																																			
		W20-U	LKD	1.3																																																																																																																																																																						
		W22-L	LKD	0.3																																																																																																																																																																						
		W22-U	LKD	0.9																																																																																																																																																																						
		W24-L	LKD	0.1																																																																																																																																																																						
		W24-U	LKD	0.2																																																																																																																																																																						
		W25-L	LKD	0.2																																																																																																																																																																						
		W25-U	LKD	0.5																																																																																																																																																																						
First	R12	W26-L	LKD	0.2	3.5	8	0																																																																																																																																																																			
		W26-U	LKD	0.5																																																																																																																																																																						
		W27-L	LKD	0.1																																																																																																																																																																						
		W27-U	LKD	0.2																																																																																																																																																																						
		W29-L	LKD	0.3																																																																																																																																																																						
		W29-U	LKD	0.9																																																																																																																																																																						
		W31-L	LKD	0.3																																																																																																																																																																						
		W31-U	LKD	1.1																																																																																																																																																																						
First	R13	W32-L	Bedroom	0.3	1.3	0	0																																																																																																																																																																			
		W32-U	Bedroom	1.0				First	R14	W33-L	Bedroom	0.4	1.8	0	0	W33-U	Bedroom	1.4	First	R15	W34-L	Bedroom	0.2																																																																																																																																																			
First	R14	W33-L	Bedroom	0.4	1.8	0	0																																																																																																																																																																			
		W33-U	Bedroom	1.4				First	R15	W34-L	Bedroom	0.2																																																																																																																																																														
First	R15	W34-L	Bedroom	0.2																																																																																																																																																																						

Floor	Room ID	Window ID	Room Use	ADF	TOTAL ADF	ROOM TOTAL APSH	ROOM WINTER APSH
		W34-U	Bedroom	0.6			
		W35-L	Bedroom	0.1			
		W35-U	Bedroom	0.6			
		W36-L	Bedroom	0.2			
		W36-U	Bedroom	1.1			
		W37-L	Bedroom	0.1			
		W37-U	Bedroom	0.5	3.3	0	0
First	R16	W38-L	Bedroom	0.1			
		W38-U	Bedroom	0.5	0.7	0	0
First	R17	W39-L	LKD	0.1			
		W39-U	LKD	0.4			
		W40-L	LKD	0.0			
		W40-U	LKD	0.1			
		W41-L	LKD	0.1			
		W41-U	LKD	0.4			
		W42-L	LKD	0.0			
		W42-U	LKD	0.2	1.3	0	0
First	R18	W43-L	Bedroom	0.0			
		W43-U	Bedroom	0.2			
		W44-L	Bedroom	0.1			
		W44-U	Bedroom	0.5			
		W45-L	Bedroom	0.1			
		W45-U	Bedroom	0.3	1.2	0	0
First	R19	W46-L	Bedroom	0.2			
		W46-U	Bedroom	0.5	0.7	1	1
First	R20	W47-L	LKD	0.0			
		W47-U	LKD	0.0			
		W48-L	LKD	0.0			
		W48-U	LKD	0.0			
		W49-L	LKD	0.0			
		W49-U	LKD	0.2			
		W50-L	LKD	0.1			
		W50-U	LKD	0.4			
		W51-L	LKD	0.0			
		W51-U	LKD	0.2	1.1	13	10
First	R21	W52-L	Bedroom	0.3			
		W52-U	Bedroom	1.0	1.4	4	3
First	R22	W53-L	LKD	0.0			
		W53-U	LKD	0.0			
		W54-L	LKD	0.4			
		W54-U	LKD	1.8			
		W55-L	LKD	0.4			
		W55-U	LKD	1.8	4.4	51	14
First	R23	W56-L	Bedroom	0.3			
		W56-U	Bedroom	1.3			

Floor	Room ID	Window ID	Room Use	ADF	TOTAL ADF	ROOM TOTAL APSH	ROOM WINTER APSH
		W58-L	Bedroom	0.1			
		W58-U	Bedroom	0.4			
		W59-L	Bedroom	0.2			
		W59-U	Bedroom	0.7			
		W60-L	Bedroom	0.1			
		W60-U	Bedroom	0.4	3.6	32	10
Second	R1	W1-L	Bedroom	0.4			
		W1-U	Bedroom	1.4			
		W80-L	Bedroom	0.2			
		W80-U	Bedroom	1.1			
		W81-L	Bedroom	0.4			
		W81-U	Bedroom	1.6	5.2	38	3
Second	R2	W2-L	Bedroom	0.3			
		W2-U	Bedroom	0.8	1.1	0	0
Second	R3	W3-L	Bedroom	0.3			
		W3-U	Bedroom	0.9	1.2	0	0
Second	R4	W4-L	LKD	0.0			
		W4-U	LKD	0.1			
		W5-L	LKD	0.1			
		W5-U	LKD	0.4			
		W6-L	LKD	0.1			
		W6-U	LKD	0.5			
		W7-L	LKD	0.2			
		W7-U	LKD	0.9			
		W8-L	LKD	0.1			
		W8-U	LKD	0.5			
		W9-L	LKD	0.1			
		W9-U	LKD	0.4	3.4	17	3
Second	R5	W10-L	Bedroom	0.4			
		W10-U	Bedroom	1.3	1.7	1	0
Second	R6	W11-L	Bedroom	0.3			
		W11-U	Bedroom	0.8	1.1	5	0
Second	R7	W12-L	LKD	0.0			
		W12-U	LKD	0.2			
		W13-L	LKD	0.1			
		W13-U	LKD	0.4			
		W14-L	LKD	0.1			
		W14-U	LKD	0.6			
		W15-L	LKD	0.2			
		W15-U	LKD	1.2			
		W16-L	LKD	0.1			
		W16-U	LKD	0.7			
		W17-L	LKD	0.1			
		W17-U	LKD	0.6	4.2	30	4
Second	R8	W18-L	Bedroom	0.1			

Floor	Room ID	Window ID	Room Use	ADF	TOTAL ADF	ROOM TOTAL APSH	ROOM WINTER APSH
		W18-U	Bedroom	0.7			
		W19-L	Bedroom	0.2			
		W19-U	Bedroom	1.2			
		W20-L	Bedroom	0.4			
		W20-U	Bedroom	2.2			
		W21-L	Bedroom	0.2			
		W21-U	Bedroom	1.3			
		W22-L	Bedroom	0.2			
		W22-U	Bedroom	1.3			
		W23-L	Bedroom	0.2			
		W23-U	Bedroom	0.7	8.8	36	5
Second	R9	W24-L	Bedroom	0.6			
		W24-U	Bedroom	1.7	2.3	13	0
Second	R10	W25-L	Bedroom	0.5			
		W25-U	Bedroom	1.4	1.8	11	0
Second	R11	W26-L	LKD	0.3			
		W26-U	LKD	1.2			
		W27-L	LKD	0.1			
		W27-U	LKD	0.5			
		W28-L	LKD	0.1			
		W28-U	LKD	0.6			
		W29-L	LKD	0.2			
		W29-U	LKD	1.2			
		W30-L	LKD	0.1			
		W30-U	LKD	0.6			
		W31-L	LKD	0.1			
		W31-U	LKD	0.5			
		W32-L	LKD	0.1			
		W32-U	LKD	0.2			
		W33-L	LKD	0.2			
		W33-U	LKD	0.5	6.5	35	3
Second	R12	W34-L	LKD	0.2			
		W34-U	LKD	0.5			
		W35-L	LKD	0.1			
		W35-U	LKD	0.2			
		W36-L	LKD	0.1			
		W36-U	LKD	0.5			
		W37-L	LKD	0.1			
		W37-U	LKD	0.6			
		W38-L	LKD	0.2			
		W38-U	LKD	1.2			
		W39-L	LKD	0.1			
		W39-U	LKD	0.6			
		W40-L	LKD	0.1			
		W40-U	LKD	0.5			
		W41-L	LKD	0.3			
		W41-U	LKD	1.0	6.3	18	0
Second	R13	W42-L	Bedroom	0.3			

Floor	Room ID	Window ID	Room Use	ADF	TOTAL ADF	ROOM TOTAL APSH	ROOM WINTER APSH
		W42-U	Bedroom	1.1	1.4	0	0
Second	R14	W43-L	Bedroom	0.4			
		W43-U	Bedroom	1.5	1.9	0	0
Second	R15	W44-L	Bedroom	0.2			
		W44-U	Bedroom	0.7			
		W45-L	Bedroom	0.2			
		W45-U	Bedroom	1.3			
		W46-L	Bedroom	0.2			
		W46-U	Bedroom	1.0			
		W47-L	Bedroom	0.3			
		W47-U	Bedroom	1.7			
		W48-L	Bedroom	0.2			
		W48-U	Bedroom	0.9			
		W49-L	Bedroom	0.1			
		W49-U	Bedroom	0.7	7.3	10	2
Second	R16	W50-L	Bedroom	0.2			
		W50-U	Bedroom	0.5	0.7	0	0
Second	R17	W51-L	LKD	0.1			
		W51-U	LKD	0.4			
		W52-L	LKD	0.1			
		W52-U	LKD	0.7			
		W53-L	LKD	0.1			
		W53-U	LKD	0.5			
		W54-L	LKD	0.2			
		W54-U	LKD	0.9			
		W55-L	LKD	0.1			
		W55-U	LKD	0.5			
		W56-L	LKD	0.1			
		W56-U	LKD	0.4	3.9	7	1
Second	R18	W57-L	Bedroom	0.2			
		W57-U	Bedroom	0.9			
		W58-L	Bedroom	0.1			
		W58-U	Bedroom	0.8			
		W59-L	Bedroom	0.2			
		W59-U	Bedroom	1.4			
		W60-L	Bedroom	0.1			
		W60-U	Bedroom	0.7			
		W61-L	Bedroom	0.2			
		W61-U	Bedroom	1.0	5.6	17	5
Second	R19	W62-L	Bedroom	0.3			
		W62-U	Bedroom	0.7	1.0	2	2
Second	R20	W63-L	LKD	0.1			
		W63-U	LKD	0.0			
		W64-L	LKD	0.0			
		W64-U	LKD	0.0			
		W65-L	LKD	0.1			



Floor	Room ID	Window ID	Room Use	ADF	TOTAL ADF	ROOM TOTAL APSH	ROOM WINTER APSH
		W65-U	LKD	0.4			
		W66-L	LKD	0.1			
		W66-U	LKD	0.5			
		W67-L	LKD	0.1			
		W67-U	LKD	0.9			
		W68-L	LKD	0.1			
		W68-U	LKD	0.5			
		W69-L	LKD	0.1			
		W69-U	LKD	0.6	3.4	36	16
Second	R21	W70-L	Bedroom	0.4			
		W70-U	Bedroom	1.3	1.7	9	6
Second	R22	W71-L	LKD	0.0			
		W71-U	LKD	0.0			
		W72-L	LKD	0.4			
		W72-U	LKD	1.5			
		W73-L	LKD	0.4			
		W73-U	LKD	1.6	4.0	48	16
Second	R23	W74-L	Bedroom	0.3			
		W74-U	Bedroom	1.4			
		W75-L	Bedroom	0.2			
		W75-U	Bedroom	1.1			
		W76-L	Bedroom	0.2			
		W76-U	Bedroom	0.9			
		W77-L	Bedroom	0.3			
		W77-U	Bedroom	1.6			
		W78-L	Bedroom	0.1			
		W78-U	Bedroom	0.9			
		W79-L	Bedroom	0.1			
		W79-U	Bedroom	0.8	8.0	66	13
Third	R1	W1-L	Bedroom	0.5			
		W1-U	Bedroom	2.1			
		W80-L	Bedroom	0.3			
		W80-U	Bedroom	1.3			
		W81-L	Bedroom	0.5			
		W81-U	Bedroom	2.3	7.0	50	6
Third	R2	W2-L	Bedroom	0.3			
		W2-U	Bedroom	0.8	1.1	0	0
Third	R3	W3-L	Bedroom	0.3			
		W3-U	Bedroom	0.8	1.2	0	0
Third	R4	W4-L	LKD	0.0			
		W4-U	LKD	0.1			
		W5-L	LKD	0.1			
		W5-U	LKD	0.4			
		W6-L	LKD	0.1			
		W6-U	LKD	0.5			
		W7-L	LKD	0.2			

Floor	Room ID	Window ID	Room Use	ADF	TOTAL ADF	ROOM TOTAL APSH	ROOM WINTER APSH
		W7-U	LKD	1.0			
		W8-L	LKD	0.1			
		W8-U	LKD	0.6			
		W9-L	LKD	0.1			
		W9-U	LKD	0.5	3.6	20	4
Third	R5	W10-L	Bedroom	0.4			
		W10-U	Bedroom	1.2	1.6	3	0
Third	R6	W11-L	Bedroom	0.4			
		W11-U	Bedroom	0.9	1.2	6	2
Third	R7	W12-L	LKD	0.0			
		W12-U	LKD	0.2			
		W13-L	LKD	0.1			
		W13-U	LKD	0.4			
		W14-L	LKD	0.1			
		W14-U	LKD	0.7			
		W15-L	LKD	0.2			
		W15-U	LKD	1.3			
		W16-L	LKD	0.1			
		W16-U	LKD	0.7			
		W17-L	LKD	0.1			
		W17-U	LKD	0.6	4.5	37	5
Third	R8	W18-L	Bedroom	0.1			
		W18-U	Bedroom	0.8			
		W19-L	Bedroom	0.2			
		W19-U	Bedroom	1.3			
		W20-L	Bedroom	0.4			
		W20-U	Bedroom	2.4			
		W21-L	Bedroom	0.2			
		W21-U	Bedroom	1.3			
		W22-L	Bedroom	0.2			
		W22-U	Bedroom	1.3			
		W23-L	Bedroom	0.2			
		W23-U	Bedroom	0.6	9.2	44	7
Third	R9	W24-L	Bedroom	0.6			
		W24-U	Bedroom	1.7	2.2	14	0
Third	R10	W25-L	Bedroom	0.5			
		W25-U	Bedroom	1.4	1.8	10	1
Third	R11	W26-L	LKD	0.3			
		W26-U	LKD	1.4			
		W27-L	LKD	0.1			
		W27-U	LKD	0.5			
		W28-L	LKD	0.1			
		W28-U	LKD	0.6			
		W29-L	LKD	0.2			
		W29-U	LKD	1.1			
		W30-L	LKD	0.1			

Floor	Room ID	Window ID	Room Use	ADF	TOTAL ADF	ROOM TOTAL APSH	ROOM WINTER APSH
		W30-U	LKD	0.6			
		W31-L	LKD	0.1			
		W31-U	LKD	0.5			
		W32-L	LKD	0.1			
		W32-U	LKD	0.2			
		W33-L	LKD	0.1			
		W33-U	LKD	0.5	6.6	41	7
Third	R12	W34-L	LKD	0.1			
		W34-U	LKD	0.5			
		W35-L	LKD	0.1			
		W35-U	LKD	0.2			
		W36-L	LKD	0.1			
		W36-U	LKD	0.5			
		W37-L	LKD	0.1			
		W37-U	LKD	0.6			
		W38-L	LKD	0.2			
		W38-U	LKD	1.1			
		W39-L	LKD	0.1			
		W39-U	LKD	0.6			
		W40-L	LKD	0.1			
		W40-U	LKD	0.5			
		W41-L	LKD	0.3			
		W41-U	LKD	1.2	6.4	21	0
Third	R13	W42-L	Bedroom	0.3			
		W42-U	Bedroom	1.0	1.4	0	0
Third	R14	W43-L	Bedroom	0.4			
		W43-U	Bedroom	1.4	1.8	0	0
Third	R15	W44-L	Bedroom	0.1			
		W44-U	Bedroom	0.5			
		W45-L	Bedroom	0.2			
		W45-U	Bedroom	1.3			
		W46-L	Bedroom	0.2			
		W46-U	Bedroom	1.0			
		W47-L	Bedroom	0.3			
		W47-U	Bedroom	1.8			
		W48-L	Bedroom	0.2			
		W48-U	Bedroom	1.0			
		W49-L	Bedroom	0.1			
		W49-U	Bedroom	0.8	7.4	15	2
Third	R16	W50-L	Bedroom	0.2			
		W50-U	Bedroom	0.5	0.7	0	0
Third	R17	W51-L	LKD	0.1			
		W51-U	LKD	0.3			
		W52-L	LKD	0.1			
		W52-U	LKD	0.7			
		W53-L	LKD	0.1			
		W53-U	LKD	0.6			

Floor	Room ID	Window ID	Room Use	ADF	TOTAL ADF	ROOM TOTAL APSH	ROOM WINTER APSH
		W54-L	LKD	0.2			
		W54-U	LKD	1.0			
		W55-L	LKD	0.1			
		W55-U	LKD	0.5			
		W56-L	LKD	0.1			
		W56-U	LKD	0.4	4.1	12	2
Third	R18	W57-L	Bedroom	0.2			
		W57-U	Bedroom	0.9			
		W58-L	Bedroom	0.1			
		W58-U	Bedroom	0.9			
		W59-L	Bedroom	0.3			
		W59-U	Bedroom	1.5			
		W60-L	Bedroom	0.1			
		W60-U	Bedroom	0.8			
		W61-L	Bedroom	0.2			
		W61-U	Bedroom	1.1	6.1	20	6
Third	R19	W62-L	Bedroom	0.3			
		W62-U	Bedroom	0.7	1.0	1	1
Third	R20	W63-L	LKD	0.1			
		W63-U	LKD	0.0			
		W64-L	LKD	0.0			
		W64-U	LKD	0.0			
		W65-L	LKD	0.1			
		W65-U	LKD	0.4			
		W66-L	LKD	0.1			
		W66-U	LKD	0.5			
		W67-L	LKD	0.2			
		W67-U	LKD	1.0			
		W68-L	LKD	0.1			
		W68-U	LKD	0.6			
		W69-L	LKD	0.1			
		W69-U	LKD	0.7	3.7	39	17
Third	R21	W70-L	Bedroom	0.4			
		W70-U	Bedroom	1.3	1.7	6	5
Third	R22	W71-L	LKD	0.0			
		W71-U	LKD	0.0			
		W72-L	LKD	0.4			
		W72-U	LKD	1.9			
		W73-L	LKD	0.5			
		W73-U	LKD	2.0	4.9	63	19
Third	R23	W74-L	Bedroom	0.4			
		W74-U	Bedroom	1.6			
		W75-L	Bedroom	0.2			
		W75-U	Bedroom	1.1			
		W76-L	Bedroom	0.2			
		W76-U	Bedroom	1.0			
		W77-L	Bedroom	0.3			

Floor	Room ID	Window ID	Room Use	ADF	TOTAL ADF	ROOM TOTAL APSH	ROOM WINTER APSH
		W77-U	Bedroom	1.8			
		W78-L	Bedroom	0.2			
		W78-U	Bedroom	1.0			
		W79-L	Bedroom	0.2			
		W79-U	Bedroom	0.9	8.7	72	15
Fourth	R1	W1-L	Bedroom	0.5			
		W1-U	Bedroom	2.1			
		W80-L	Bedroom	0.3			
		W80-U	Bedroom	1.5			
		W81-L	Bedroom	0.6			
		W81-U	Bedroom	2.3	7.3	57	14
Fourth	R2	W2-L	Bedroom	0.4			
		W2-U	Bedroom	1.0	1.4	0	0
Fourth	R3	W3-L	Bedroom	0.4			
		W3-U	Bedroom	1.1	1.6	0	0
Fourth	R4	W4-L	LKD	0.1			
		W4-U	LKD	0.2			
		W5-L	LKD	0.1			
		W5-U	LKD	0.5			
		W6-L	LKD	0.1			
		W6-U	LKD	0.6			
		W7-L	LKD	0.2			
		W7-U	LKD	1.1			
		W8-L	LKD	0.1			
		W8-U	LKD	0.6			
		W9-L	LKD	0.1			
		W9-U	LKD	0.5	4.1	27	6
Fourth	R5	W10-L	Bedroom	0.4			
		W10-U	Bedroom	1.4	1.8	5	0
Fourth	R6	W11-L	Bedroom	0.5			
		W11-U	Bedroom	1.4	1.9	14	3
Fourth	R7	W12-L	LKD	0.1			
		W12-U	LKD	0.2			
		W13-L	LKD	0.1			
		W13-U	LKD	0.5			
		W14-L	LKD	0.1			
		W14-U	LKD	0.7			
		W15-L	LKD	0.2			
		W15-U	LKD	1.4			
		W16-L	LKD	0.1			
		W16-U	LKD	0.8			
		W17-L	LKD	0.1			
		W17-U	LKD	0.6	4.9	43	8
Fourth	R8	W18-L	Bedroom	0.2			
		W18-U	Bedroom	0.9			

Floor	Room ID	Window ID	Room Use	ADF	TOTAL ADF	ROOM TOTAL APSH	ROOM WINTER APSH
		W19-L	Bedroom	0.2			
		W19-U	Bedroom	1.4			
		W20-L	Bedroom	0.4			
		W20-U	Bedroom	2.6			
		W21-L	Bedroom	0.2			
		W21-U	Bedroom	1.4			
		W22-L	Bedroom	0.2			
		W22-U	Bedroom	1.3			
		W23-L	Bedroom	0.2			
		W23-U	Bedroom	0.7	9.8	48	9
Fourth	R9	W24-L	Bedroom	0.6			
		W24-U	Bedroom	2.0	2.6	16	0
Fourth	R10	W25-L	Bedroom	0.5			
		W25-U	Bedroom	1.7	2.3	14	2
Fourth	R11	W26-L	LKD	0.3			
		W26-U	LKD	1.3			
		W27-L	LKD	0.1			
		W27-U	LKD	0.6			
		W28-L	LKD	0.1			
		W28-U	LKD	0.6			
		W29-L	LKD	0.2			
		W29-U	LKD	1.2			
		W30-L	LKD	0.1			
		W30-U	LKD	0.6			
		W31-L	LKD	0.1			
		W31-U	LKD	0.5			
		W32-L	LKD	0.1			
		W32-U	LKD	0.2			
		W33-L	LKD	0.2			
		W33-U	LKD	0.5	6.7	41	9
Fourth	R12	W34-L	LKD	0.2			
		W34-U	LKD	0.5			
		W35-L	LKD	0.1			
		W35-U	LKD	0.2			
		W36-L	LKD	0.1			
		W36-U	LKD	0.5			
		W37-L	LKD	0.1			
		W37-U	LKD	0.6			
		W38-L	LKD	0.2			
		W38-U	LKD	1.2			
		W39-L	LKD	0.1			
		W39-U	LKD	0.6			
		W40-L	LKD	0.1			
		W40-U	LKD	0.5			
		W41-L	LKD	0.3			
		W41-U	LKD	1.1	6.5	24	1
Fourth	R13	W42-L	Bedroom	0.4			
		W42-U	Bedroom	1.1	1.5	0	0

Floor	Room ID	Window ID	Room Use	ADF	TOTAL ADF	ROOM TOTAL APSH	ROOM WINTER APSH
Fourth	R14	W43-L	Bedroom	0.5	2.0	0	0
		W43-U	Bedroom	1.5			
Fourth	R15	W44-L	Bedroom	0.1	8.0	19	2
		W44-U	Bedroom	0.5			
		W45-L	Bedroom	0.2			
		W45-U	Bedroom	1.3			
		W46-L	Bedroom	0.2			
		W46-U	Bedroom	1.1			
		W47-L	Bedroom	0.3			
		W47-U	Bedroom	1.9			
		W48-L	Bedroom	0.2			
		W48-U	Bedroom	1.1			
		W49-L	Bedroom	0.2			
		W49-U	Bedroom	0.9			
		Fourth	R16	W50-L			
W50-U	Bedroom			0.5			
Fourth	R17	W51-L	LKD	0.1	4.6	16	2
		W51-U	LKD	0.4			
		W52-L	LKD	0.1			
		W52-U	LKD	0.7			
		W53-L	LKD	0.1			
		W53-U	LKD	0.6			
		W54-L	LKD	0.2			
		W54-U	LKD	1.1			
		W55-L	LKD	0.1			
		W55-U	LKD	0.6			
		W56-L	LKD	0.1			
		W56-U	LKD	0.5			
Fourth	R18	W57-L	Bedroom	0.2	6.8	27	7
		W57-U	Bedroom	1.0			
		W58-L	Bedroom	0.2			
		W58-U	Bedroom	1.0			
		W59-L	Bedroom	0.3			
		W59-U	Bedroom	1.7			
		W60-L	Bedroom	0.2			
		W60-U	Bedroom	1.0			
		W61-L	Bedroom	0.2			
		W61-U	Bedroom	1.2			
Fourth	R19	W62-L	Bedroom	0.4	1.3	4	2
		W62-U	Bedroom	0.9			
Fourth	R20	W63-L	LKD	0.1	0.5		
		W63-U	LKD	0.2			
		W64-L	LKD	0.0			
		W64-U	LKD	0.1			
		W65-L	LKD	0.1			
		W65-U	LKD	0.5			

Floor	Room ID	Window ID	Room Use	ADF	TOTAL ADF	ROOM TOTAL APSH	ROOM WINTER APSH
		W66-L	LKD	0.1			
		W66-U	LKD	0.6			
		W67-L	LKD	0.2			
		W67-U	LKD	1.1			
		W68-L	LKD	0.1			
		W68-U	LKD	0.6			
		W69-L	LKD	0.1			
		W69-U	LKD	0.7	4.4	44	17
Fourth	R21	W70-L	Bedroom	0.5			
		W70-U	Bedroom	1.5	2.0	10	6
Fourth	R22	W71-L	LKD	0.1			
		W71-U	LKD	0.1			
		W72-L	LKD	0.5			
		W72-U	LKD	1.8			
		W73-L	LKD	0.5			
		W73-U	LKD	1.9	4.8	59	22
Fourth	R23	W74-L	Bedroom	0.4			
		W74-U	Bedroom	1.7			
		W75-L	Bedroom	0.2			
		W75-U	Bedroom	1.1			
		W76-L	Bedroom	0.2			
		W76-U	Bedroom	1.2			
		W77-L	Bedroom	0.3			
		W77-U	Bedroom	2.1			
		W78-L	Bedroom	0.2			
		W78-U	Bedroom	1.1			
		W79-L	Bedroom	0.2			
		W79-U	Bedroom	1.0	9.7	80	21
Fifth	R1	W1-L	Bedroom	0.6			
		W1-U	Bedroom	2.8			
		W80-L	Bedroom	0.4			
		W80-U	Bedroom	1.7			
		W81-L	Bedroom	0.7			
		W81-U	Bedroom	3.1	9.3	72	22
Fifth	R2	W2-L	Bedroom	0.5			
		W2-U	Bedroom	1.3	1.7	5	0
Fifth	R3	W3-L	Bedroom	0.5			
		W3-U	Bedroom	1.4	1.9	4	1
Fifth	R4	W4-L	LKD	0.1			
		W4-U	LKD	0.2			
		W5-L	LKD	0.1			
		W5-U	LKD	0.6			
		W6-L	LKD	0.1			
		W6-U	LKD	0.7			
		W7-L	LKD	0.2			
		W7-U	LKD	1.2			



Floor	Room ID	Window ID	Room Use	ADF	TOTAL ADF	ROOM TOTAL APSH	ROOM WINTER APSH
		W8-L	LKD	0.1			
		W8-U	LKD	0.7			
		W9-L	LKD	0.1			
		W9-U	LKD	0.5	4.5	34	7
Fifth	R5	W10-L	Bedroom	0.4			
		W10-U	Bedroom	1.4	1.9	8	0
Fifth	R6	W11-L	Bedroom	0.5			
		W11-U	Bedroom	1.5	2.0	12	3
Fifth	R7	W12-L	LKD	0.1			
		W12-U	LKD	0.2			
		W13-L	LKD	0.1			
		W13-U	LKD	0.5			
		W14-L	LKD	0.1			
		W14-U	LKD	0.8			
		W15-L	LKD	0.2			
		W15-U	LKD	1.5			
		W16-L	LKD	0.1			
		W16-U	LKD	0.8			
		W17-L	LKD	0.1			
		W17-U	LKD	0.6	5.3	53	12
Fifth	R8	W18-L	Bedroom	0.2			
		W18-U	Bedroom	1.1			
		W19-L	Bedroom	0.3			
		W19-U	Bedroom	1.5			
		W20-L	Bedroom	0.5			
		W20-U	Bedroom	2.7			
		W21-L	Bedroom	0.3			
		W21-U	Bedroom	1.5			
		W22-L	Bedroom	0.2			
		W22-U	Bedroom	1.4			
		W23-L	Bedroom	0.2			
		W23-U	Bedroom	0.6	10.4	56	14
Fifth	R9	W24-L	Bedroom	0.6			
		W24-U	Bedroom	1.9	2.5	16	1
Fifth	R10	W25-L	Bedroom	0.6			
		W25-U	Bedroom	1.8	2.3	15	5
Fifth	R11	W26-L	LKD	0.4			
		W26-U	LKD	1.5			
		W27-L	LKD	0.1			
		W27-U	LKD	0.6			
		W28-L	LKD	0.1			
		W28-U	LKD	0.6			
		W29-L	LKD	0.2			
		W29-U	LKD	1.1			
		W30-L	LKD	0.1			
		W30-U	LKD	0.5			

Floor	Room ID	Window ID	Room Use	ADF	TOTAL ADF	ROOM TOTAL APSH	ROOM WINTER APSH
		W31-L	LKD	0.1			
		W31-U	LKD	0.6			
		W32-L	LKD	0.1			
		W32-U	LKD	0.2			
		W33-L	LKD	0.1			
		W33-U	LKD	0.5	6.8	45	11
Fifth	R12	W34-L	LKD	0.1			
		W34-U	LKD	0.5			
		W35-L	LKD	0.1			
		W35-U	LKD	0.2			
		W36-L	LKD	0.1			
		W36-U	LKD	0.5			
		W37-L	LKD	0.1			
		W37-U	LKD	0.6			
		W38-L	LKD	0.2			
		W38-U	LKD	1.1			
		W39-L	LKD	0.1			
		W39-U	LKD	0.6			
		W40-L	LKD	0.1			
		W40-U	LKD	0.5			
		W41-L	LKD	0.3			
		W41-U	LKD	1.3	6.6	26	1
Fifth	R13	W42-L	Bedroom	0.4			
		W42-U	Bedroom	1.1	1.5	1	0
Fifth	R14	W43-L	Bedroom	0.5			
		W43-U	Bedroom	1.4	1.9	1	0
Fifth	R15	W44-L	Bedroom	0.1			
		W44-U	Bedroom	0.5			
		W45-L	Bedroom	0.2			
		W45-U	Bedroom	1.4			
		W46-L	Bedroom	0.2			
		W46-U	Bedroom	1.2			
		W47-L	Bedroom	0.4			
		W47-U	Bedroom	2.1			
		W48-L	Bedroom	0.2			
		W48-U	Bedroom	1.2			
		W49-L	Bedroom	0.2			
		W49-U	Bedroom	1.1	8.6	24	5
Fifth	R16	W50-L	Bedroom	0.4			
		W50-U	Bedroom	0.5	0.9	1	0
Fifth	R17	W51-L	LKD	0.1			
		W51-U	LKD	0.4			
		W52-L	LKD	0.1			
		W52-U	LKD	0.8			
		W53-L	LKD	0.1			
		W53-U	LKD	0.7			
		W54-L	LKD	0.2			

Floor	Room ID	Window ID	Room Use	ADF	TOTAL ADF	ROOM TOTAL APSH	ROOM WINTER APSH
		W54-U	LKD	1.2			
		W55-L	LKD	0.1			
		W55-U	LKD	0.7			
		W56-L	LKD	0.1			
		W56-U	LKD	0.6	5.1	20	2
Fifth	R18	W57-L	Bedroom	0.2			
		W57-U	Bedroom	1.1			
		W58-L	Bedroom	0.2			
		W58-U	Bedroom	1.1			
		W59-L	Bedroom	0.3			
		W59-U	Bedroom	2.0			
		W60-L	Bedroom	0.2			
		W60-U	Bedroom	1.1			
		W61-L	Bedroom	0.2			
		W61-U	Bedroom	1.3	7.6	29	8
Fifth	R19	W62-L	Bedroom	0.4			
		W62-U	Bedroom	1.0	1.4	4	2
Fifth	R20	W63-L	LKD	0.1			
		W63-U	LKD	0.3			
		W64-L	LKD	0.0			
		W64-U	LKD	0.1			
		W65-L	LKD	0.1			
		W65-U	LKD	0.5			
		W66-L	LKD	0.1			
		W66-U	LKD	0.6			
		W67-L	LKD	0.2			
		W67-U	LKD	1.2			
		W68-L	LKD	0.1			
		W68-U	LKD	0.7			
		W69-L	LKD	0.1			
		W69-U	LKD	0.7	4.9	51	18
Fifth	R21	W70-L	Bedroom	0.5			
		W70-U	Bedroom	1.5	2.0	11	5
Fifth	R22	W71-L	LKD	0.1			
		W71-U	LKD	0.2			
		W72-L	LKD	0.5			
		W72-U	LKD	2.1			
		W73-L	LKD	0.5			
		W73-U	LKD	2.3	5.7	74	27
Fifth	R23	W74-L	Bedroom	0.4			
		W74-U	Bedroom	1.9			
		W75-L	Bedroom	0.2			
		W75-U	Bedroom	0.9			
		W76-L	Bedroom	0.2			
		W76-U	Bedroom	1.0			
		W77-L	Bedroom	0.4			
		W77-U	Bedroom	1.8			

Floor	Room ID	Window ID	Room Use	ADF	TOTAL ADF	ROOM TOTAL APSH	ROOM WINTER APSH
		W78-L	Bedroom	0.2			
		W78-U	Bedroom	1.0			
		W79-L	Bedroom	0.2			
		W79-U	Bedroom	0.8	9.2	85	26
Sixth	R1	W1-L	Bedroom	0.7			
		W1-U	Bedroom	2.9			
		W48-L	Bedroom	0.4			
		W48-U	Bedroom	1.7			
		W49-L	Bedroom	0.7			
		W49-U	Bedroom	3.2	9.6	77	27
Sixth	R2	W2-L	Bedroom	0.8			
		W2-U	Bedroom	3.4	4.2	10	0
Sixth	R3	W3-L	Bedroom	0.8			
		W3-U	Bedroom	3.4	4.2	18	3
Sixth	R4	W4-L	LKD	0.1			
		W4-U	LKD	0.6			
		W5-L	LKD	0.4			
		W5-U	LKD	1.6	2.7	42	8
Sixth	R5	W6-L	Bedroom	0.5			
		W6-U	Bedroom	1.6	2.1	12	1
Sixth	R6	W7-L	Bedroom	0.6			
		W7-U	Bedroom	1.9	2.5	14	3
Sixth	R7	W8-L	LKD	0.1			
		W8-U	LKD	0.3			
		W9-L	LKD	0.1			
		W9-U	LKD	0.6			
		W10-L	LKD	0.3			
		W10-U	LKD	1.2			
		W11-L	LKD	0.1			
		W11-U	LKD	0.6	3.2	44	12
Sixth	R8	W12-L	Bedroom	0.3			
		W12-U	Bedroom	1.2			
		W13-L	Bedroom	0.6			
		W13-U	Bedroom	2.5			
		W14-L	Bedroom	0.3			
		W14-U	Bedroom	1.2			
		W15-L	Bedroom	0.3			
		W15-U	Bedroom	1.5	7.7	45	13
Sixth	R9	W16-L	Bedroom	0.8			
		W16-U	Bedroom	3.5	4.3	24	1
Sixth	R10	W17-L	Bedroom	0.7			
		W17-U	Bedroom	3.1	3.8	34	8

Floor	Room ID	Window ID	Room Use	ADF	TOTAL ADF	ROOM TOTAL APSH	ROOM WINTER APSH
Sixth	R11	W18-L	LKD	0.4	5.0	45	12
		W18-U	LKD	1.6			
		W19-L	LKD	0.3			
		W19-U	LKD	1.3			
		W20-L	LKD	0.1			
		W20-U	LKD	0.4			
		W21-L	LKD	0.2			
		W21-U	LKD	0.8			
Sixth	R12	W22-L	LKD	0.2	4.8	24	1
		W22-U	LKD	0.8			
		W23-L	LKD	0.1			
		W23-U	LKD	0.4			
		W24-L	LKD	0.3			
		W24-U	LKD	1.3			
		W25-L	LKD	0.3			
		W25-U	LKD	1.4			
Sixth	R13	W26-L	Bedroom	0.6	3.4	10	0
		W26-U	Bedroom	2.8			
Sixth	R14	W27-L	Bedroom	0.7	3.7	2	0
		W27-U	Bedroom	3.0			
Sixth	R15	W28-L	Bedroom	0.2	5.3	8	0
		W28-U	Bedroom	1.2			
		W29-L	Bedroom	0.7			
		W29-U	Bedroom	3.1			
Sixth	R16	W30-L	Bedroom	0.6	3.5	3	0
		W30-U	Bedroom	2.8			
Sixth	R17	W31-L	LKD	0.2	3.6	15	2
		W31-U	LKD	0.8			
		W32-L	LKD	0.1			
		W32-U	LKD	0.5			
		W33-L	LKD	0.3			
		W33-U	LKD	1.1			
		W34-L	LKD	0.1			
		W34-U	LKD	0.5			
Sixth	R18	W35-L	Bedroom	0.2	4.7	15	2
		W35-U	Bedroom	0.9			
		W36-L	Bedroom	0.4			
		W36-U	Bedroom	2.0			
		W37-L	Bedroom	0.2			
		W37-U	Bedroom	0.9			
Sixth	R19	W38-L	Bedroom	0.5	2.2	15	6
		W38-U	Bedroom	1.7			
Sixth	R20	W39-L	LKD	0.2			
		W39-U	LKD	0.6			

Floor	Room ID	Window ID	Room Use	ADF	TOTAL ADF	ROOM TOTAL APSH	ROOM WINTER APSH
		W40-L	LKD	0.1			
		W40-U	LKD	0.2			
		W41-L	LKD	0.4			
		W41-U	LKD	1.6	3.1	28	7
Sixth	R21	W42-L	Bedroom	0.7			
		W42-U	Bedroom	3.1	3.8	31	8
Sixth	R22	W43-L	LKD	0.1			
		W43-U	LKD	0.6			
		W44-L	LKD	0.6			
		W44-U	LKD	2.4			
		W45-L	LKD	0.6			
		W45-U	LKD	2.6	6.9	76	27
Sixth	R23	W46-L	Bedroom	0.5			
		W46-U	Bedroom	2.0			
		W47-L	Bedroom	0.7			
		W47-U	Bedroom	2.9	6.1	59	25
Seventh	R1	W1-L	LKD	0.1			
		W1-U	LKD	0.8			
		W2-L	LKD	0.1			
		W2-U	LKD	0.7			
		W29-L	LKD	0.1			
		W29-U	LKD	0.8			
		W30-L	LKD	0.1			
		W30-U	LKD	0.7	3.6	74	23
Seventh	R2	W3-L	Bedroom	0.3			
		W3-U	Bedroom	1.8	2.1	17	1
Seventh	R3	W4-L	LKD	0.1			
		W4-U	LKD	0.7			
		W5-L	LKD	0.1			
		W5-U	LKD	0.7			
		W6-L	LKD	0.3			
		W6-U	LKD	1.5	3.6	51	12
Seventh	R4	W7-L	Bedroom	0.4			
		W7-U	Bedroom	1.7	2.0	31	5
Seventh	R5	W8-L	Bedroom	0.5			
		W8-U	Bedroom	2.1	2.6	35	7
Seventh	R6	W9-L	Bedroom	0.5			
		W9-U	Bedroom	2.4	2.9	42	9
Seventh	R7	W10-L	LKD	0.2			
		W10-U	LKD	0.9			
		W11-L	LKD	0.4			
		W11-U	LKD	1.9			
		W12-L	LKD	0.1			

Floor	Room ID	Window ID	Room Use	ADF	TOTAL ADF	ROOM TOTAL APSH	ROOM WINTER APSH
		W12-U	LKD	0.9			
		W13-L	LKD	0.2			
		W13-U	LKD	0.8	5.2	53	14
Seventh	R8	W14-L	LKD	0.2			
		W14-U	LKD	0.8			
		W15-L	LKD	0.1			
		W15-U	LKD	0.9			
		W16-L	LKD	0.4			
		W16-U	LKD	1.8			
		W17-L	LKD	0.1			
		W17-U	LKD	0.8	5.1	26	2
Seventh	R9	W18-L	Bedroom	0.5			
		W18-U	Bedroom	2.5	2.9	5	0
Seventh	R10	W19-L	Bedroom	0.4			
		W19-U	Bedroom	2.4	2.8	9	0
Seventh	R11	W20-L	Bedroom	0.4			
		W20-U	Bedroom	2.0	2.3	11	0
Seventh	R12	W21-L	Bedroom	0.3			
		W21-U	Bedroom	1.5	1.8	7	0
Seventh	R13	W22-L	Bedroom	0.4			
		W22-U	Bedroom	1.7	2.1	4	0
Seventh	R14	W23-L	LKD	0.1			
		W23-U	LKD	0.7			
		W24-L	LKD	0.1			
		W24-U	LKD	0.6			
		W25-L	LKD	0.1			
		W25-U	LKD	0.7	2.3	36	8
Seventh	R15	W26-L	Bedroom	0.5			
		W26-U	Bedroom	2.5	3.0	39	9
Seventh	R16	W27-L	Bedroom	0.4			
		W27-U	Bedroom	2.1	2.5	39	9
Seventh	R17	W28-L	Bedroom	0.4			
		W28-U	Bedroom	2.3	2.7	49	20
B12							
Ground	R1	W1-L	Bedroom	0.1			
		W1-U	Bedroom	0.9			
		W2-L	Bedroom	0.1			
		W2-U	Bedroom	0.9	2.0	0	0
Ground	R2	W3-L	LKD	0.5			
		W3-U	LKD	1.9	2.4	0	0

Floor	Room ID	Window ID	Room Use	ADF	TOTAL ADF	ROOM TOTAL APSH	ROOM WINTER APSH
Ground	R3	W4-L	Bedroom	0.2	2.5	0	0
		W4-U	Bedroom	2.3			
Ground	R4	W5-L	LKD	0.4	3.9	5	0
		W5-U	LKD	1.4			
		W6-L	LKD	0.3			
		W6-U	LKD	1.3			
		W7-L	LKD	0.1			
		W7-U	LKD	0.2			
		W8-L	LKD	0.1			
		W8-U	LKD	0.1			
Ground	R5	W9-L	Bedroom	0.2	0.6	3	0
		W9-U	Bedroom	0.4			
First	R1	W1-L	LKD	0.3	5.6	9	0
		W1-U	LKD	1.2			
		W36-L	LKD	0.2			
		W36-U	LKD	0.7			
		W37-L	LKD	0.2			
		W37-U	LKD	0.6			
		W38-L	LKD	0.5			
		W38-U	LKD	2.0			
First	R2	W2-L	Bedroom	0.7	4.0	1	0
		W2-U	Bedroom	3.2			
First	R3	W3-L	Bedroom	0.2	0.4	0	0
		W3-U	Bedroom	0.3			
First	R4	W4-L	Bedroom	0.4	1.9	0	0
		W4-U	Bedroom	1.5			
First	R5	W5-L	Bedroom	0.4	1.9	0	0
		W5-U	Bedroom	1.5			
First	R6	W6-L	LKD	0.0	2.5	0	0
		W6-U	LKD	0.0			
		W7-L	LKD	0.5			
		W7-U	LKD	2.0			
First	R7	W8-L	Bedroom	0.6	2.4	0	0
		W8-U	Bedroom	1.9			
First	R8	W9-L	LKD	0.0	0.6		
		W9-U	LKD	0.2			
		W10-L	LKD	0.4			
		W10-U	LKD	1.8			
		W11-L	LKD	0.4			
		W11-U	LKD	1.7			
		W12-L	LKD	0.2			
		W12-U	LKD	0.6			



Floor	Room ID	Window ID	Room Use	ADF	TOTAL ADF	ROOM TOTAL APSH	ROOM WINTER APSH
		W13-L	LKD	0.0			
		W13-U	LKD	0.0	5.3	3	0
First	R9	W14-L	Bedroom	0.1			
		W14-U	Bedroom	0.1	0.2	0	0
First	R10	W15-L	Bedroom	0.1			
		W15-U	Bedroom	0.4	0.5	1	0
First	R11	W16-L	LKD	0.0			
		W16-U	LKD	0.0			
		W17-L	LKD	0.3			
		W17-U	LKD	1.3			
		W18-L	LKD	0.3			
		W18-U	LKD	1.2			
		W19-L	LKD	0.1			
		W19-U	LKD	0.1	3.3	32	2
First	R12	W20-L	Bedroom	0.0			
		W20-U	Bedroom	0.1	0.1	0	0
First	R13	W21-L	Bedroom	0.4			
		W21-U	Bedroom	1.7	2.1	20	0
First	R14	W22-L	Bedroom	0.0			
		W22-U	Bedroom	0.1	0.2	0	0
First	R15	W23-L	LKD	0.0			
		W23-U	LKD	0.1			
		W24-L	LKD	0.3			
		W24-U	LKD	1.2	1.6	25	2
First	R16	W25-L	Bedroom	0.2			
		W25-U	Bedroom	0.6	0.9	3	3
First	R17	W26-L	Bedroom	0.3			
		W26-U	Bedroom	0.8	1.1	1	1
First	R18	W27-L	LKD	0.1			
		W27-U	LKD	0.1			
		W28-L	LKD	0.4			
		W28-U	LKD	1.7			
		W29-L	LKD	0.4			
		W29-U	LKD	1.9	4.6	40	9
First	R19	W30-L	Bedroom	0.4			
		W30-U	Bedroom	0.9	1.3	1	0
First	R20	W31-L	Bedroom	1.0			
		W31-U	Bedroom	4.2	5.2	17	1
First	R21	W32-L	Bedroom	0.5			
		W32-U	Bedroom	1.5	1.9	7	0

Floor	Room ID	Window ID	Room Use	ADF	TOTAL ADF	ROOM TOTAL APSH	ROOM WINTER APSH
First	R22	W33-L	LKD	0.5	6.2	27	1
		W33-U	LKD	2.0			
		W34-L	LKD	0.5			
		W34-U	LKD	2.3			
		W35-L	LKD	0.2			
		W35-U	LKD	0.7			
Second	R1	W1-L	LKD	0.3	5.4	11	0
		W1-U	LKD	1.1			
		W36-L	LKD	0.2			
		W36-U	LKD	0.8			
		W37-L	LKD	0.2			
		W37-U	LKD	0.7			
		W38-L	LKD	0.4			
		W38-U	LKD	1.7			
Second	R2	W2-L	Bedroom	0.8	3.7	1	0
		W2-U	Bedroom	2.9			
Second	R3	W3-L	Bedroom	0.2	0.6	0	0
		W3-U	Bedroom	0.4			
Second	R4	W4-L	Bedroom	0.5	2.0	0	0
		W4-U	Bedroom	1.6			
Second	R5	W5-L	Bedroom	0.4	2.0	0	0
		W5-U	Bedroom	1.6			
Second	R6	W6-L	LKD	0.0	2.4	0	0
		W6-U	LKD	0.0			
		W7-L	LKD	0.5			
		W7-U	LKD	2.0			
Second	R7	W8-L	Bedroom	0.6	2.6	0	0
		W8-U	Bedroom	2.0			
Second	R8	W10-L	LKD	0.4	4.5	4	1
		W10-U	LKD	1.6			
		W11-L	LKD	0.4			
		W11-U	LKD	1.5			
		W12-L	LKD	0.2			
		W12-U	LKD	0.4			
		W13-L	LKD	0.0			
		W13-U	LKD	0.1			
Second	R9	W14-L	Bedroom	0.2	0.5	0	0
		W14-U	Bedroom	0.3			
Second	R10	W15-L	Bedroom	0.2	0.7	3	1
		W15-U	Bedroom	0.5			
Second	R11	W16-L	LKD	0.0			

Floor	Room ID	Window ID	Room Use	ADF	TOTAL ADF	ROOM TOTAL APSH	ROOM WINTER APSH
		W16-U	LKD	0.0			
		W17-L	LKD	0.3			
		W17-U	LKD	1.2			
		W18-L	LKD	0.3			
		W18-U	LKD	1.1			
		W19-L	LKD	0.1			
		W19-U	LKD	0.2	3.2	33	3
Second	R12	W20-L	Bedroom	0.2			
		W20-U	Bedroom	0.0	0.3	0	0
Second	R13	W21-L	Bedroom	0.4			
		W21-U	Bedroom	1.8	2.2	29	0
Second	R14	W22-L	Bedroom	0.2			
		W22-U	Bedroom	0.1	0.3	0	0
Second	R15	W23-L	LKD	0.1			
		W23-U	LKD	0.2			
		W24-L	LKD	0.3			
		W24-U	LKD	1.3	1.8	33	2
Second	R16	W25-L	Bedroom	0.3			
		W25-U	Bedroom	0.8	1.1	3	3
Second	R17	W26-L	Bedroom	0.4			
		W26-U	Bedroom	0.9	1.3	2	2
Second	R18	W27-L	LKD	0.1			
		W27-U	LKD	0.2			
		W28-L	LKD	0.4			
		W28-U	LKD	1.6			
		W29-L	LKD	0.5			
		W29-U	LKD	1.8	4.5	44	9
Second	R19	W30-L	Bedroom	0.5			
		W30-U	Bedroom	1.4	1.9	9	0
Second	R20	W31-L	Bedroom	1.0			
		W31-U	Bedroom	4.3	5.3	25	2
Second	R21	W32-L	Bedroom	0.5			
		W32-U	Bedroom	1.7	2.2	12	0
Second	R22	W33-L	LKD	0.5			
		W33-U	LKD	1.8			
		W34-L	LKD	0.5			
		W34-U	LKD	2.0			
		W35-L	LKD	0.2			
		W35-U	LKD	0.8	5.8	28	2
Third	R1	W1-L	LKD	0.3			
		W1-U	LKD	1.3			

Floor	Room ID	Window ID	Room Use	ADF	TOTAL ADF	ROOM TOTAL APSH	ROOM WINTER APSH
		W36-L	LKD	0.2			
		W36-U	LKD	0.7			
		W37-L	LKD	0.2			
		W37-U	LKD	0.6			
		W38-L	LKD	0.5			
		W38-U	LKD	2.0	5.9	18	0
Third	R2	W2-L	Bedroom	0.8			
		W2-U	Bedroom	3.7	4.5	3	0
Third	R3	W3-L	Bedroom	0.2			
		W3-U	Bedroom	0.4	0.6	0	0
Third	R4	W4-L	Bedroom	0.4			
		W4-U	Bedroom	1.5	1.9	0	0
Third	R5	W5-L	Bedroom	0.4			
		W5-U	Bedroom	1.5	1.9	0	0
Third	R6	W6-L	LKD	0.0			
		W6-U	LKD	0.0			
		W7-L	LKD	0.5			
		W7-U	LKD	2.1	2.7	0	0
Third	R7	W8-L	Bedroom	0.6			
		W8-U	Bedroom	1.9	2.5	0	0
Third	R8	W9-L	LKD	0.1			
		W9-U	LKD	0.2			
		W10-L	LKD	0.4			
		W10-U	LKD	1.9			
		W11-L	LKD	0.4			
		W11-U	LKD	1.8			
		W12-L	LKD	0.2			
		W12-U	LKD	0.9			
		W13-L	LKD	0.1			
		W13-U	LKD	0.1	6.1	9	1
Third	R9	W14-L	Bedroom	0.2			
		W14-U	Bedroom	0.4	0.6	0	0
Third	R10	W15-L	Bedroom	0.2			
		W15-U	Bedroom	0.6	0.8	3	2
Third	R11	W16-L	LKD	0.0			
		W16-U	LKD	0.0			
		W17-L	LKD	0.4			
		W17-U	LKD	1.7			
		W18-L	LKD	0.4			
		W18-U	LKD	1.7			
		W19-L	LKD	0.1			
		W19-U	LKD	0.2	4.4	49	4

Floor	Room ID	Window ID	Room Use	ADF	TOTAL ADF	ROOM TOTAL APSH	ROOM WINTER APSH
Third	R12	W20-L	Bedroom	0.3	0.3	0	0
		W20-U	Bedroom	0.1			
Third	R13	W21-L	Bedroom	0.5	2.8	39	1
		W21-U	Bedroom	2.3			
Third	R14	W22-L	Bedroom	0.3	0.4	0	0
		W22-U	Bedroom	0.2			
Third	R15	W23-L	LKD	0.1	2.3	43	3
		W23-U	LKD	0.2			
		W24-L	LKD	0.4			
		W24-U	LKD	1.6			
Third	R16	W25-L	Bedroom	0.4	1.2	6	6
		W25-U	Bedroom	0.8			
Third	R17	W26-L	Bedroom	0.4	1.3	3	3
		W26-U	Bedroom	0.9			
Third	R18	W27-L	LKD	0.1	5.8	60	10
		W27-U	LKD	0.2			
		W28-L	LKD	0.5			
		W28-U	LKD	2.1			
		W29-L	LKD	0.5			
		W29-U	LKD	2.4			
Third	R19	W30-L	Bedroom	0.5	2.1	9	0
		W30-U	Bedroom	1.6			
Third	R20	W31-L	Bedroom	1.1	6.1	30	4
		W31-U	Bedroom	5.0			
Third	R21	W32-L	Bedroom	0.5	2.2	11	0
		W32-U	Bedroom	1.7			
Third	R22	W33-L	LKD	0.5	6.5	33	5
		W33-U	LKD	2.2			
		W34-L	LKD	0.5			
		W34-U	LKD	2.3			
		W35-L	LKD	0.2			
		W35-U	LKD	0.7			
Fourth	R1	W1-L	LKD	0.3	5.6	21	0
		W1-U	LKD	1.2			
		W36-L	LKD	0.2			
		W36-U	LKD	0.8			
		W37-L	LKD	0.2			
		W37-U	LKD	0.7			
		W38-L	LKD	0.4			
		W38-U	LKD	1.7			
Fourth	R2	W2-L	Bedroom	0.9			

Floor	Room ID	Window ID	Room Use	ADF	TOTAL ADF	ROOM TOTAL APSH	ROOM WINTER APSH
		W2-U	Bedroom	3.4	4.3	5	0
Fourth	R3	W3-L	Bedroom	0.2			
		W3-U	Bedroom	0.7	0.9	2	0
Fourth	R4	W4-L	Bedroom	0.5			
		W4-U	Bedroom	1.6	2.1	0	0
Fourth	R5	W5-L	Bedroom	0.5			
		W5-U	Bedroom	1.6	2.1	0	0
Fourth	R6	W6-L	LKD	0.0			
		W6-U	LKD	0.1			
		W7-L	LKD	0.5			
		W7-U	LKD	2.0	2.6	0	0
Fourth	R7	W8-L	Bedroom	0.6			
		W8-U	Bedroom	2.0	2.6	0	0
Fourth	R8	W9-L	LKD	0.1			
		W9-U	LKD	0.2			
		W10-L	LKD	0.4			
		W10-U	LKD	1.7			
		W11-L	LKD	0.4			
		W11-U	LKD	1.6			
		W12-L	LKD	0.2			
		W12-U	LKD	0.8			
		W13-L	LKD	0.1			
		W13-U	LKD	0.2	5.9	12	3
Fourth	R9	W14-L	Bedroom	0.3			
		W14-U	Bedroom	0.6	1.0	2	2
Fourth	R10	W15-L	Bedroom	0.3			
		W15-U	Bedroom	0.7	1.0	4	2
Fourth	R11	W16-L	LKD	0.1			
		W16-U	LKD	0.1			
		W17-L	LKD	0.4			
		W17-U	LKD	1.6			
		W18-L	LKD	0.4			
		W18-U	LKD	1.6			
		W19-L	LKD	0.1			
		W19-U	LKD	0.3	4.7	47	11
Fourth	R12	W20-L	Bedroom	0.4			
		W20-U	Bedroom	1.0	1.4	8	8
Fourth	R13	W21-L	Bedroom	0.6			
		W21-U	Bedroom	2.3	2.9	36	6
Fourth	R14	W22-L	Bedroom	0.4			
		W22-U	Bedroom	1.0	1.4	9	9

Floor	Room ID	Window ID	Room Use	ADF	TOTAL ADF	ROOM TOTAL APSH	ROOM WINTER APSH
Fourth	R15	W23-L	LKD	0.1	2.4	42	10
		W23-U	LKD	0.3			
		W24-L	LKD	0.4			
		W24-U	LKD	1.6			
Fourth	R16	W25-L	Bedroom	0.5	1.9	13	13
		W25-U	Bedroom	1.4			
Fourth	R17	W26-L	Bedroom	0.5	2.1	11	11
		W26-U	Bedroom	1.6			
Fourth	R18	W27-L	LKD	0.1	5.9	68	19
		W27-U	LKD	0.3			
		W28-L	LKD	0.5			
		W28-U	LKD	2.0			
		W29-L	LKD	0.6			
		W29-U	LKD	2.4			
Fourth	R19	W30-L	Bedroom	0.6	2.6	17	1
		W30-U	Bedroom	2.0			
Fourth	R20	W31-L	Bedroom	1.2	5.8	31	5
		W31-U	Bedroom	4.7			
Fourth	R21	W32-L	Bedroom	0.6	2.5	15	1
		W32-U	Bedroom	2.0			
Fourth	R22	W33-L	LKD	0.5	6.0	32	6
		W33-U	LKD	2.0			
		W34-L	LKD	0.5			
		W34-U	LKD	2.0			
		W35-L	LKD	0.2			
		W35-U	LKD	0.8			
Fifth	R1	W1-L	LKD	0.4	6.2	27	0
		W1-U	LKD	1.5			
		W36-L	LKD	0.2			
		W36-U	LKD	0.8			
		W37-L	LKD	0.2			
		W37-U	LKD	0.7			
		W38-L	LKD	0.5			
		W38-U	LKD	1.9			
Fifth	R2	W2-L	Bedroom	1.0	5.4	15	0
		W2-U	Bedroom	4.4			
Fifth	R3	W3-L	Bedroom	0.2	1.0	3	0
		W3-U	Bedroom	0.8			
Fifth	R4	W4-L	Bedroom	0.5	2.2	0	0
		W4-U	Bedroom	1.7			

Floor	Room ID	Window ID	Room Use	ADF	TOTAL ADF	ROOM TOTAL APSH	ROOM WINTER APSH																																																																																																																																																																										
Fifth	R5	W5-L	Bedroom	0.5	2.2	0	0																																																																																																																																																																										
		W5-U	Bedroom	1.7				Fifth	R6	W6-L	LKD	0.0	3.2	0	0	W6-U	LKD	0.2	W7-L	LKD	0.6	W7-U	LKD	2.4	Fifth	R7	W8-L	Bedroom	0.6	2.7	0	0	W8-U	Bedroom	2.1	Fifth	R8	W9-L	LKD	0.1	7.4	22	5	W9-U	LKD	0.3	W10-L	LKD	0.5	W10-U	LKD	2.0	W11-L	LKD	0.5	W11-U	LKD	1.9	W12-L	LKD	0.3	W12-U	LKD	1.3	W13-L	LKD	0.1	W13-U	LKD	0.4	Fifth	R9	W14-L	Bedroom	0.4	1.5	9	4	W14-U	Bedroom	1.1	Fifth	R10	W15-L	Bedroom	0.4	1.4	8	3	W15-U	Bedroom	1.0	Fifth	R11	W16-L	LKD	0.1	6.1	65	19	W16-U	LKD	0.2	W17-L	LKD	0.5	W17-U	LKD	2.1	W18-L	LKD	0.5	W18-U	LKD	2.2	W19-L	LKD	0.1	W19-U	LKD	0.4	Fifth	R12	W20-L	Bedroom	0.5	2.1	11	11	W20-U	Bedroom	1.6	Fifth	R13	W21-L	Bedroom	0.7	3.9	52	14	W21-U	Bedroom	3.2	Fifth	R14	W22-L	Bedroom	0.5	2.0	11	11	W22-U	Bedroom	1.6	Fifth	R15	W23-L	LKD	0.1	3.1	59	19	W23-U	LKD	0.3	W24-L	LKD	0.5	W24-U	LKD	2.2	Fifth	R16	W25-L	Bedroom	0.5	2.3
Fifth	R6	W6-L	LKD	0.0	3.2	0	0																																																																																																																																																																										
		W6-U	LKD	0.2																																																																																																																																																																													
		W7-L	LKD	0.6																																																																																																																																																																													
		W7-U	LKD	2.4																																																																																																																																																																													
Fifth	R7	W8-L	Bedroom	0.6	2.7	0	0																																																																																																																																																																										
		W8-U	Bedroom	2.1																																																																																																																																																																													
Fifth	R8	W9-L	LKD	0.1	7.4	22	5																																																																																																																																																																										
		W9-U	LKD	0.3																																																																																																																																																																													
		W10-L	LKD	0.5																																																																																																																																																																													
		W10-U	LKD	2.0																																																																																																																																																																													
		W11-L	LKD	0.5																																																																																																																																																																													
		W11-U	LKD	1.9																																																																																																																																																																													
		W12-L	LKD	0.3																																																																																																																																																																													
		W12-U	LKD	1.3																																																																																																																																																																													
		W13-L	LKD	0.1																																																																																																																																																																													
		W13-U	LKD	0.4																																																																																																																																																																													
		Fifth	R9	W14-L				Bedroom	0.4	1.5	9	4																																																																																																																																																																					
W14-U	Bedroom			1.1																																																																																																																																																																													
Fifth	R10	W15-L	Bedroom	0.4	1.4	8	3																																																																																																																																																																										
		W15-U	Bedroom	1.0																																																																																																																																																																													
Fifth	R11	W16-L	LKD	0.1	6.1	65	19																																																																																																																																																																										
		W16-U	LKD	0.2																																																																																																																																																																													
		W17-L	LKD	0.5																																																																																																																																																																													
		W17-U	LKD	2.1																																																																																																																																																																													
		W18-L	LKD	0.5																																																																																																																																																																													
		W18-U	LKD	2.2																																																																																																																																																																													
		W19-L	LKD	0.1																																																																																																																																																																													
		W19-U	LKD	0.4																																																																																																																																																																													
Fifth	R12	W20-L	Bedroom	0.5	2.1	11	11																																																																																																																																																																										
		W20-U	Bedroom	1.6																																																																																																																																																																													
Fifth	R13	W21-L	Bedroom	0.7	3.9	52	14																																																																																																																																																																										
		W21-U	Bedroom	3.2																																																																																																																																																																													
Fifth	R14	W22-L	Bedroom	0.5	2.0	11	11																																																																																																																																																																										
		W22-U	Bedroom	1.6																																																																																																																																																																													
Fifth	R15	W23-L	LKD	0.1	3.1	59	19																																																																																																																																																																										
		W23-U	LKD	0.3																																																																																																																																																																													
		W24-L	LKD	0.5																																																																																																																																																																													
		W24-U	LKD	2.2																																																																																																																																																																													
Fifth	R16	W25-L	Bedroom	0.5	2.3	18	18																																																																																																																																																																										
		W25-U	Bedroom	1.8																																																																																																																																																																													



Floor	Room ID	Window ID	Room Use	ADF	TOTAL ADF	ROOM TOTAL APSH	ROOM WINTER APSH
Fifth	R17	W26-L	Bedroom	0.6	2.7	17	17
		W26-U	Bedroom	2.1			
Fifth	R18	W27-L	LKD	0.1	7.1	81	24
		W27-U	LKD	0.4			
		W28-L	LKD	0.6			
		W28-U	LKD	2.5			
		W29-L	LKD	0.7			
		W29-U	LKD	2.9			
Fifth	R19	W30-L	Bedroom	0.6	2.8	19	3
		W30-U	Bedroom	2.2			
Fifth	R20	W31-L	Bedroom	1.3	7.0	35	7
		W31-U	Bedroom	5.7			
Fifth	R21	W32-L	Bedroom	0.6	2.6	16	2
		W32-U	Bedroom	2.1			
Fifth	R22	W33-L	LKD	0.5	6.6	35	7
		W33-U	LKD	2.3			
		W34-L	LKD	0.5			
		W34-U	LKD	2.3			
		W35-L	LKD	0.2			
		W35-U	LKD	0.8			
Sixth	R1	W1-L	Bedroom	0.7	4.0	0	0
		W1-U	Bedroom	3.3			
Sixth	R2	W2-L	Bedroom	0.7	3.8	0	0
		W2-U	Bedroom	3.1			
Sixth	R3	W3-L	LKD	0.1	4.3	1	0
		W3-U	LKD	0.7			
		W4-L	LKD	0.7			
		W4-U	LKD	2.8			
Sixth	R4	W5-L	Bedroom	0.8	4.3	0	0
		W5-U	Bedroom	3.5			
Sixth	R5	W6-L	LKD	0.4	6.4	27	6
		W6-U	LKD	1.9			
		W7-L	LKD	0.4			
		W7-U	LKD	1.9			
		W8-L	LKD	0.4			
		W8-U	LKD	1.6			
Sixth	R6	W9-L	Bedroom	0.6	3.4	28	7
		W9-U	Bedroom	2.8			
Sixth	R7	W10-L	LKD	0.4	1.7		
		W10-U	LKD	1.7			

Floor	Room ID	Window ID	Room Use	ADF	TOTAL ADF	ROOM TOTAL APSH	ROOM WINTER APSH
		W11-L	LKD	0.4			
		W11-U	LKD	1.7			
		W12-L	LKD	0.4			
		W12-U	LKD	1.8	6.3	72	27
Sixth	R8	W13-L	Bedroom	0.7			
		W13-U	Bedroom	3.1	3.8	50	22
Sixth	R9	W14-L	Bedroom	0.8			
		W14-U	Bedroom	3.6	4.5	62	24
Sixth	R10	W15-L	Bedroom	0.7			
		W15-U	Bedroom	3.3	4.1	46	19
Sixth	R11	W16-L	LKD	0.1			
		W16-U	LKD	0.7			
		W17-L	LKD	0.6			
		W17-U	LKD	2.5	4.0	73	26
Sixth	R12	W18-L	Bedroom	0.8			
		W18-U	Bedroom	3.5	4.3	50	22
Sixth	R13	W19-L	LKD	0.4			
		W19-U	LKD	1.7			
		W20-L	LKD	0.3			
		W20-U	LKD	1.8			
		W21-L	LKD	0.3			
		W21-U	LKD	1.8	6.4	81	27
Sixth	R14	W22-L	Bedroom	1.0			
		W22-U	Bedroom	4.6	5.6	32	6
Sixth	R15	W23-L	Bedroom	1.4			
		W23-U	Bedroom	5.7	7.0	35	7
Sixth	R16	W24-L	Bedroom	1.1			
		W24-U	Bedroom	5.2	6.3	21	2
Sixth	R17	W25-L	LKD	0.3			
		W25-U	LKD	1.8			
		W26-L	LKD	0.3			
		W26-U	LKD	1.8			
		W27-L	LKD	0.4			
		W27-U	LKD	1.8	6.4	32	6
Sixth	R18	W28-L	Bedroom	1.1			
		W28-U	Bedroom	4.4	5.5	1	0
Sixth	R19	W29-L	LKD	0.5			
		W29-U	LKD	2.2	2.7	1	0
Seventh	R1	W1-L	Bedroom	0.5			
		W1-U	Bedroom	2.6	3.1	0	0

Floor	Room ID	Window ID	Room Use	ADF	TOTAL ADF	ROOM TOTAL APSH	ROOM WINTER APSH
Seventh	R2	W2-L	Bedroom	0.6	3.7	0	0
		W2-U	Bedroom	3.1			
Seventh	R3	W3-L	Bedroom	0.6	3.8	0	0
		W3-U	Bedroom	3.2			
Seventh	R4	W4-L	LKD	0.5	5.9	38	8
		W4-U	LKD	2.1			
		W5-L	LKD	0.2			
		W5-U	LKD	1.0			
		W6-L	LKD	0.2			
		W6-U	LKD	0.9			
		W7-L	LKD	0.2			
		W7-U	LKD	0.9			
Seventh	R5	W8-L	LKD	0.2	4.2	75	26
		W8-U	LKD	1.2			
		W9-L	LKD	0.2			
		W9-U	LKD	1.2			
		W10-L	LKD	0.2			
		W10-U	LKD	1.2			
Seventh	R6	W11-L	Bedroom	0.5	2.9	57	23
		W11-U	Bedroom	2.4			
Seventh	R7	W12-L	Bedroom	1.0	5.5	73	26
		W12-U	Bedroom	4.5			
Seventh	R8	W13-L	LKD	0.2	3.9	73	26
		W13-U	LKD	1.0			
		W14-L	LKD	0.5			
		W14-U	LKD	2.2			
Seventh	R9	W15-L	Bedroom	0.6	7.2	80	27
		W15-U	Bedroom	3.0			
		W16-L	Bedroom	0.6			
		W16-U	Bedroom	3.0			
Seventh	R10	W17-L	Bedroom	0.5	2.8	32	4
		W17-U	Bedroom	2.4			
Seventh	R11	W18-L	Bedroom	0.5	3.4	32	4
		W18-U	Bedroom	2.8			
Seventh	R12	W19-L	LKD	0.2	4.8	32	4
		W19-U	LKD	0.9			
		W20-L	LKD	0.2			
		W20-U	LKD	0.9			
		W21-L	LKD	0.4			
		W21-U	LKD	2.1			
Seventh	R13	W22-L	Bedroom	0.5			

Floor	Room ID	Window ID	Room Use	ADF	TOTAL ADF	ROOM TOTAL APSH	ROOM WINTER APSH
		W22-U	Bedroom	2.4			
		W23-L	Bedroom	0.4			
		W23-U	Bedroom	2.2	5.6	29	3
SCHOOL							
Ground	R1	W1-L	Class Room	0.1			
		W1-U	Class Room	6.3	6.4	18	7
Ground	R2	W2-L	Class Room	0.1			
		W2-U	Class Room	5.6	5.7	16	4
Ground	R3	W3-L	Class Room	0.0			
		W3-U	Class Room	2.2			
		W4-L	Class Room	0.1			
		W4-U	Class Room	2.3	4.6	18	4
Ground	R4	W5-L	Class Room	0.0			
		W5-U	Class Room	0.7			
		W6-L	Class Room	0.0			
		W6-U	Class Room	0.9			
		W7-L	Class Room	0.0			
		W7-U	Class Room	0.7			
		W8-L	Class Room	0.0			
		W8-U	Class Room	0.8	3.1	26	6
Ground	R5	W9-L	Class Room	0.0			
		W9-U	Class Room	1.0			
		W10-L	Class Room	0.0			
		W10-U	Class Room	0.5			
		W11-L	Class Room	0.0			
		W11-U	Class Room	0.6			
		W12-L	Class Room	0.0			
		W12-U	Class Room	1.2			
		W13-L	Class Room	0.0			
		W13-U	Class Room	1.2			
		W14-L	Class Room	0.1			
		W14-U	Class Room	2.9			
		W15-L	Class Room	0.0			
		W15-U	Class Room	0.7	8.2	84	30
Ground	R6	W16-L	Class Room	0.1			
		W16-U	Class Room	4.8			
		W17-L	Class Room	0.1			
		W17-U	Class Room	4.8	9.8	55	25
Ground	R7	W18-L	Class Room	0.0			
		W18-U	Class Room	1.5			
		W19-L	Class Room	0.0			
		W19-U	Class Room	1.5	3.0	55	25
Ground	R8	W20-L	Class Room	0.1			
		W20-U	Class Room	3.6	3.7	72	30

Floor	Room ID	Window ID	Room Use	ADF	TOTAL ADF	ROOM TOTAL APSH	ROOM WINTER APSH
Ground	R9	W21-L	Class Room	0.1	4.8	29	6
		W21-U	Class Room	4.7			
Ground	R10	W22-L	Class Room	0.1	5.3	29	6
		W22-U	Class Room	5.2			
Ground	R11	W23-L	Class Room	0.1	5.5	35	10
		W23-U	Class Room	5.4			
Ground	R12	W24-L	Class Room	0.1	5.6	35	10
		W24-U	Class Room	3.0			
		W25-L	Class Room	0.0			
		W25-U	Class Room	1.2			
		W26-L	Class Room	0.0			
		W26-U	Class Room	1.2			
Ground	R13	W27-L	Class Room	0.1	4.9	35	10
		W27-U	Class Room	2.6			
		W28-L	Class Room	0.0			
		W28-U	Class Room	1.1			
		W29-L	Class Room	0.0			
		W29-U	Class Room	1.1			
Ground	R14	W30-L	Class Room	0.0	1.3	10	1
		W30-U	Class Room	1.3			
Ground	R15	W31-L	Class Room	0.1	5.8	35	10
		W31-U	Class Room	2.6			
		W32-L	Class Room	0.0			
		W32-U	Class Room	1.0			
		W33-L	Class Room	0.0			
		W33-U	Class Room	1.0			
		W34-L	Class Room	0.0			
		W34-U	Class Room	1.0			
Ground	R16	W35-L	Class Room	0.0	8.5	34	10
		W35-U	Class Room	1.4			
		W36-L	Class Room	0.1			
		W36-U	Class Room	3.4			
		W37-L	Class Room	0.0			
		W37-U	Class Room	2.0			
		W38-L	Class Room	0.0			
		W38-U	Class Room	0.8			
		W39-L	Class Room	0.0			
W39-U	Class Room	0.8					
Ground	R17	W40-L	Class Room	0.0	2.8	0	0
		W40-U	Class Room	0.8			
		W41-L	Class Room	0.0			
		W41-U	Class Room	2.0			
Ground	R18	W42-L	Class Room	0.0			

Floor	Room ID	Window ID	Room Use	ADF	TOTAL ADF	ROOM TOTAL APSH	ROOM WINTER APSH
		W42-U	Class Room	0.6			
		W43-L	Class Room	0.0			
		W43-U	Class Room	1.5			
		W44-L	Class Room	0.0			
		W44-U	Class Room	0.6			
		W45-L	Class Room	0.0			
		W45-U	Class Room	0.6			
		W46-L	Class Room	0.0			
		W46-U	Class Room	1.6			
		W47-L	Class Room	0.0			
		W47-U	Class Room	0.6	5.6	9	2
Ground	R19	W48-L	Class Room	0.0			
		W48-U	Class Room	0.5			
		W49-L	Class Room	0.0			
		W49-U	Class Room	0.5			
		W50-L	Class Room	0.0			
		W50-U	Class Room	1.4			
		W51-L	Class Room	0.0			
		W51-U	Class Room	0.5	3.1	10	3
Ground	R20	W52-L	Class Room	0.0			
		W52-U	Class Room	0.6			
		W53-L	Class Room	0.0			
		W53-U	Class Room	1.5			
		W54-L	Class Room	0.0			
		W54-U	Class Room	0.6	2.8	11	3
Ground	R21	W55-L	Class Room	0.1			
		W55-U	Class Room	2.8			
		W56-L	Class Room	0.0			
		W56-U	Class Room	1.2	4.1	15	4
First	R1	W1-L	Class Room	0.1			
		W1-U	Class Room	4.0			
		W2-L	Class Room	0.0			
		W2-U	Class Room	1.7	5.8	35	10
First	R2	W3-L	Class Room	0.0			
		W3-U	Class Room	1.7			
		W4-L	Class Room	0.0			
		W4-U	Class Room	0.8			
		W5-L	Class Room	0.0			
		W5-U	Class Room	0.8			
		W6-L	Class Room	0.0			
		W6-U	Class Room	0.8	4.2	29	6
First	R3	W7-L	Class Room	0.0			
		W7-U	Class Room	1.6			
		W8-L	Class Room	0.0			
		W8-U	Class Room	1.7			
		W9-L	Class Room	0.0			
		W9-U	Class Room	1.6	5.0	30	6

Floor	Room ID	Window ID	Room Use	ADF	TOTAL ADF	ROOM TOTAL APSH	ROOM WINTER APSH
First	R4	W10-L	Class Room	0.0	4.1	29	6
		W10-U	Class Room	0.8			
		W11-L	Class Room	0.0			
		W11-U	Class Room	0.8			
		W12-L	Class Room	0.0			
		W12-U	Class Room	0.8			
		W13-L	Class Room	0.0			
		W13-U	Class Room	1.6			
First	R5	W14-L	Class Room	0.1	5.9	37	10
		W14-U	Class Room	4.2			
		W15-L	Class Room	0.0			
		W15-U	Class Room	1.6			
First	R6	W16-L	Class Room	0.0	4.1	29	6
		W16-U	Class Room	0.8			
		W17-L	Class Room	0.0			
		W17-U	Class Room	0.8			
		W18-L	Class Room	0.0			
		W18-U	Class Room	0.8			
		W19-L	Class Room	0.0			
		W19-U	Class Room	1.6			
First	R7	W20-L	Class Room	0.1	5.2	37	10
		W20-U	Class Room	4.2			
		W21-L	Class Room	0.0			
		W21-U	Class Room	0.9			
First	R8	W22-L	Class Room	0.0	5.7	34	10
		W22-U	Class Room	1.6			
		W23-L	Class Room	0.1			
		W23-U	Class Room	4.0			
First	R9	W24-L	Class Room	0.0	4.9	30	6
		W24-U	Class Room	1.6			
		W25-L	Class Room	0.0			
		W25-U	Class Room	1.6			
		W26-L	Class Room	0.0			
		W26-U	Class Room	1.6			
First	R10	W27-L	Class Room	0.0	8.8	34	10
		W27-U	Class Room	1.6			
		W28-L	Class Room	0.1			
		W28-U	Class Room	3.8			
		W29-L	Class Room	0.0			
		W29-U	Class Room	2.3			
		W30-L	Class Room	0.0			
		W30-U	Class Room	1.0			
First	R11	W31-L	Class Room	0.0	2.0	0	0
		W31-U	Class Room	1.9			

Floor	Room ID	Window ID	Room Use	ADF	TOTAL ADF	ROOM TOTAL APSH	ROOM WINTER APSH
First	R12	W32-L	Class Room	0.0	2.3	0	0
		W32-U	Class Room	0.9			
		W33-L	Class Room	0.0			
		W33-U	Class Room	0.5			
		W34-L	Class Room	0.0			
		W34-U	Class Room	0.4			
		W35-L	Class Room	0.0			
		W35-U	Class Room	0.4			
First	R13	W36-L	Class Room	0.0	2.9	0	0
		W36-U	Class Room	1.9			
		W37-L	Class Room	0.0			
		W37-U	Class Room	0.9			
First	R14	W38-L	Class Room	0.0	6.6	11	3
		W38-U	Class Room	0.4			
		W39-L	Class Room	0.0			
		W39-U	Class Room	0.5			
		W40-L	Class Room	0.0			
		W40-U	Class Room	2.3			
		W41-L	Class Room	0.0			
		W41-U	Class Room	2.3			
		W42-L	Class Room	0.0			
		W42-U	Class Room	0.9			
First	R15	W43-L	Class Room	0.0	2.8	9	0
		W43-U	Class Room	0.9			
		W44-L	Class Room	0.0			
		W44-U	Class Room	0.9			
		W45-L	Class Room	0.0			
		W45-U	Class Room	1.0			
First	R16	W46-L	Class Room	0.0	3.2	12	4
		W46-U	Class Room	2.3			
		W47-L	Class Room	0.0			
		W47-U	Class Room	0.9			
First	R17	W48-L	Class Room	0.0	3.4	16	4
		W48-U	Class Room	0.9			
		W49-L	Class Room	0.0			
		W49-U	Class Room	2.4			
First	R18	W50-L	Class Room	0.0	2.8	9	0
		W50-U	Class Room	0.9			
		W51-L	Class Room	0.0			
		W51-U	Class Room	0.9			
		W52-L	Class Room	0.0			
		W52-U	Class Room	1.0			
First	R19	W53-L	Class Room	0.0	0.4		
		W53-U	Class Room	0.4			
		W54-L	Class Room	0.0			
		W54-U	Class Room	0.4			



Floor	Room ID	Window ID	Room Use	ADF	TOTAL ADF	ROOM TOTAL APSH	ROOM WINTER APSH
		W55-L	Class Room	0.0			
		W55-U	Class Room	0.5			
		W56-L	Class Room	0.0			
		W56-U	Class Room	1.0	2.4	9	0
First	R20	W57-L	Class Room	0.0			
		W57-U	Class Room	1.0			
		W58-L	Class Room	0.0			
		W58-U	Class Room	2.6	3.6	21	6
First	R21	W59-L	Class Room	0.0			
		W59-U	Class Room	0.5			
		W60-L	Class Room	0.0			
		W60-U	Class Room	0.5			
		W61-L	Class Room	0.0			
		W61-U	Class Room	0.5			
		W62-L	Class Room	0.0			
		W62-U	Class Room	1.0	2.6	13	3
First	R22	W63-L	Class Room	0.0			
		W63-U	Class Room	1.1			
		W64-L	Class Room	0.0			
		W64-U	Class Room	2.7	3.8	22	7
First	R23	W65-L	Class Room	0.0			
		W65-U	Class Room	1.2			
		W66-L	Class Room	0.0			
		W66-U	Class Room	1.2			
		W67-L	Class Room	0.0			
		W67-U	Class Room	1.2	3.6	21	4
First	R24	W68	Class Room	0.1			
		W69	Class Room	0.1			
		W70	Class Room	0.1			
		W71	Class Room	0.1			
		W72	Class Room	0.1			
		W73	Class Room	0.1			
		W74	Class Room	0.1			
		W75	Class Room	0.1			
		W76	Class Room	0.1			
		W77	Class Room	0.4			
		W78	Class Room	0.1			
		W79	Class Room	0.1			
		W80	Class Room	0.1			
		W81	Class Room	0.1			
		W82	Class Room	0.4			
		W83	Class Room	0.1			
		W84	Class Room	0.1			
		W85	Class Room	0.1			
		W86	Class Room	0.1			
		W87	Class Room	0.1			
		W88	Class Room	0.1			
		W89	Class Room	0.1			

Floor	Room ID	Window ID	Room Use	ADF	TOTAL ADF	ROOM TOTAL APSH	ROOM WINTER APSH
		W90	Class Room	0.1			
		W91	Class Room	0.1			
		W93	Class Room	0.1			
		W94	Class Room	0.1			
		W95	Class Room	0.1			
		W102	Class Room	1.0			
		W103	Class Room	1.0			
		W104	Class Room	1.0			
		W105	Class Room	1.0			
		W106	Class Room	1.0			
		W107	Class Room	1.0			
		W116	Class Room	0.1	9.2	99	30
First	R25	W86	Class Room	3.4			
		W87	Class Room	2.1			
		W88	Class Room	1.7			
		W89	Class Room	1.7			
		W90	Class Room	1.7			
		W91	Class Room	1.7			
		W96-L	Class Room	0.1			
		W96-U	Class Room	8.0	20.4	73	27
First	R26	W93	Class Room	2.0			
		W94	Class Room	2.0			
		W95	Class Room	2.0			
		W97-L	Class Room	0.0			
		W97-U	Class Room	1.9			
		W98-L	Class Room	0.0			
		W98-U	Class Room	1.9			
		W99-L	Class Room	0.0			
		W99-U	Class Room	1.9			
		W100-L	Class Room	0.0			
		W100-U	Class Room	2.0			
		W101-L	Class Room	0.0			
		W101-U	Class Room	1.1	14.9	30	6
First	R27	W108	Class Room	1.0			
		W109	Class Room	1.0			
		W110	Class Room	1.0			
		W111	Class Room	0.8			
		W112	Class Room	0.9			
		W113	Class Room	0.9			
		W114	Class Room	0.9			
		W115	Class Room	0.7	7.3	70	14
First	R28	W119	Class Room	0.0			
		W120	Class Room	0.0			
		W121	Class Room	0.0	0.0	0	0
First	R29	W116	Class Room	0.0			
		W117	Class Room	0.0			
		W118	Class Room	0.0	0.0	0	0

Floor	Room ID	Window ID	Room Use	ADF	TOTAL ADF	ROOM TOTAL APSH	ROOM WINTER APSH
First	R30	W122	Class Room	0.2	1.1	17	4
		W123	Class Room	0.2			
		W124	Class Room	0.2			
		W125	Class Room	0.3			
		W126	Class Room	0.3			
Second	R1	W1-L	Class Room	0.1	4.4	29	6
		W1-U	Class Room	2.8			
		W2-L	Class Room	0.0			
		W2-U	Class Room	1.5			
Second	R2	W3-L	Class Room	0.0	2.8	29	6
		W3-U	Class Room	0.5			
		W4-L	Class Room	0.0			
		W4-U	Class Room	0.9			
		W5-L	Class Room	0.0			
		W5-U	Class Room	0.5			
		W6-L	Class Room	0.0			
		W6-U	Class Room	0.5			
		W7-L	Class Room	0.0			
W7-U	Class Room	0.5					
Second	R3	W8-L	Class Room	0.0	4.9	34	10
		W8-U	Class Room	1.1			
		W9-L	Class Room	0.0			
		W9-U	Class Room	1.1			
		W10-L	Class Room	0.1			
		W10-U	Class Room	2.7			
Second	R4	W11-L	Class Room	0.1	4.9	34	10
		W11-U	Class Room	2.7			
		W12-L	Class Room	0.0			
		W12-U	Class Room	1.1			
		W13-L	Class Room	0.0			
		W13-U	Class Room	0.5			
		W14-L	Class Room	0.0			
		W14-U	Class Room	0.5			
Second	R5	W15-L	Class Room	0.0	4.8	34	10
		W15-U	Class Room	1.2			
		W16-L	Class Room	0.1			
		W16-U	Class Room	2.9			
		W17-L	Class Room	0.0			
		W17-U	Class Room	0.7			
Second	R6	W18-L	Class Room	0.0	0.6		
		W18-U	Class Room	1.2			
		W19-L	Class Room	0.0			
		W19-U	Class Room	0.6			
		W20-L	Class Room	0.0			
		W20-U	Class Room	0.6			
		W21-L	Class Room	0.0			
W21-U	Class Room	0.6					

Floor	Room ID	Window ID	Room Use	ADF	TOTAL ADF	ROOM TOTAL APSH	ROOM WINTER APSH
Second	R7	W22-L	Class Room	0.0	4.1	29	6
		W22-U	Class Room	1.2			
	Second	R7	W23-L	Class Room	0.1		
			W23-U	Class Room	2.8		
			W24-L	Class Room	0.0		
			W24-U	Class Room	0.6		
			W25-L	Class Room	0.0		
			W25-U	Class Room	0.6		
			W26-L	Class Room	0.0		
			W26-U	Class Room	0.6		
			W27-L	Class Room	0.0		
			W27-U	Class Room	0.4		
			W28-L	Class Room	0.0		
			W28-U	Class Room	0.4		
			W29-L	Class Room	0.0		
			W29-U	Class Room	0.4		
			W30-L	Class Room	0.0		
W30-U	Class Room	0.7	6.5	34	10		
Second	R8	W31-L	Class Room	0.0			
		W31-U	Class Room	1.8			
		W32-L	Class Room	0.0			
		W32-U	Class Room	0.3			
		W33-L	Class Room	0.0			
		W33-U	Class Room	0.3			
		W34-L	Class Room	0.0			
		W34-U	Class Room	0.3	2.8	1	0
Second	R9	W35-L	Class Room	0.0			
		W35-U	Class Room	0.7			
		W36-L	Class Room	0.0			
		W36-U	Class Room	0.4			
		W37-L	Class Room	0.0			
		W37-U	Class Room	0.4			
		W38-L	Class Room	0.0			
		W38-U	Class Room	0.4			
		W39-L	Class Room	0.0			
		W39-U	Class Room	1.8			
		W40-L	Class Room	0.0			
		W40-U	Class Room	0.4			
		W41-L	Class Room	0.0			
		W41-U	Class Room	0.4			
		W42-L	Class Room	0.0			
		W42-U	Class Room	0.4			
		W43-L	Class Room	0.0			
W43-U	Class Room	0.7	5.5	9	0		
Second	R10	W44-L	Class Room	0.0			
		W44-U	Class Room	1.8			
		W45-L	Class Room	0.0			
		W45-U	Class Room	0.7			
		W46-L	Class Room	0.0			

Floor	Room ID	Window ID	Room Use	ADF	TOTAL ADF	ROOM TOTAL APSH	ROOM WINTER APSH
Second	R11	W46-U	Class Room	0.3	3.2	14	4
		W47-L	Class Room	0.0			
		W47-U	Class Room	0.3			
		W48-L	Class Room	0.0	3.6	14	4
		W48-U	Class Room	0.3			
		W49-L	Class Room	0.0			
		W49-U	Class Room	0.7			
		W50-L	Class Room	0.0			
		W50-U	Class Room	0.7			
		W51-L	Class Room	0.0			
W51-U	Class Room	1.8					
Second	R12	W52-L	Class Room	0.0	3.1	10	1
		W52-U	Class Room	1.0			
		W53-L	Class Room	0.0			
		W53-U	Class Room	1.0			
		W54-L	Class Room	0.0			
		W54-U	Class Room	1.0			
Second	R13	W55-L	Class Room	0.0	3.7	19	6
		W55-U	Class Room	2.6			
		W56-L	Class Room	0.0			
		W56-U	Class Room	1.1			
Second	R14	W57-L	Class Room	0.0	3.8	21	7
		W57-U	Class Room	1.1			
		W58-L	Class Room	0.1			
		W58-U	Class Room	2.7			
Second	R15	W59-L	Class Room	0.0	2.8	18	3
		W59-U	Class Room	0.5			
		W60-L	Class Room	0.0			
		W60-U	Class Room	0.5			
		W61-L	Class Room	0.0			
		W61-U	Class Room	0.5			
		W62-L	Class Room	0.0			
		W62-U	Class Room	1.1			
Second	R16	W63-L	Class Room	0.0	3.0	20	5
		W63-U	Class Room	1.2			
		W64-L	Class Room	0.0			
		W64-U	Class Room	0.6			
		W65-L	Class Room	0.0			
		W65-U	Class Room	0.6			
		W66-L	Class Room	0.0			
		W66-U	Class Room	0.6			
Second	R17	W67-L	Class Room	0.0	0.0		
		W67-U	Class Room	1.0			
		W68-L	Class Room	0.0			
		W68-U	Class Room	1.0			
		W69-L	Class Room	0.0			

Floor	Room ID	Window ID	Room Use	ADF	TOTAL ADF	ROOM TOTAL APSH	ROOM WINTER APSH
		W69-U	Class Room	1.1	3.1	23	5
Second	R18	W70	Class Room	1.3			
		W71	Class Room	1.4			
		W72	Class Room	1.3			
		W73	Class Room	1.5			
		W74	Class Room	1.3			
		W75	Class Room	1.5			
		W76	Class Room	1.3			
		W77	Class Room	1.4			
		W78	Class Room	0.4			
		W79	Class Room	0.4			
		W80	Class Room	0.4			
		W81	Class Room	0.4			
		W82	Class Room	0.4			
		W83	Class Room	0.4	13.7	62	6
Second	R19	W86	Class Room	0.9			
		W87	Class Room	0.9			
		W88	Class Room	0.8			
		W91	Class Room	3.0			
		W92	Class Room	3.0	8.5	73	16
Second	R20	W84	Class Room	0.8			
		W85	Class Room	0.9			
		W89	Class Room	2.9			
		W90	Class Room	3.0	7.6	71	14
Second	R21	W93	Class Room	1.5	1.5	0	0
Second	R22	W94	Class Room	1.0			
		W95	Class Room	1.0	2.1	0	0



# Appendix 3

**Façade studies for outline scheme**



4th Floor, Holborn Tower  
137-144 High Holborn  
London WC1V 6PL

T: +44(0)20 7148 6290  
E: [info@eb7.co.uk](mailto:info@eb7.co.uk)  
W: [eb7.co.uk](http://eb7.co.uk)

## Façade Studies

Stag Brewery  
London

14 January 2022