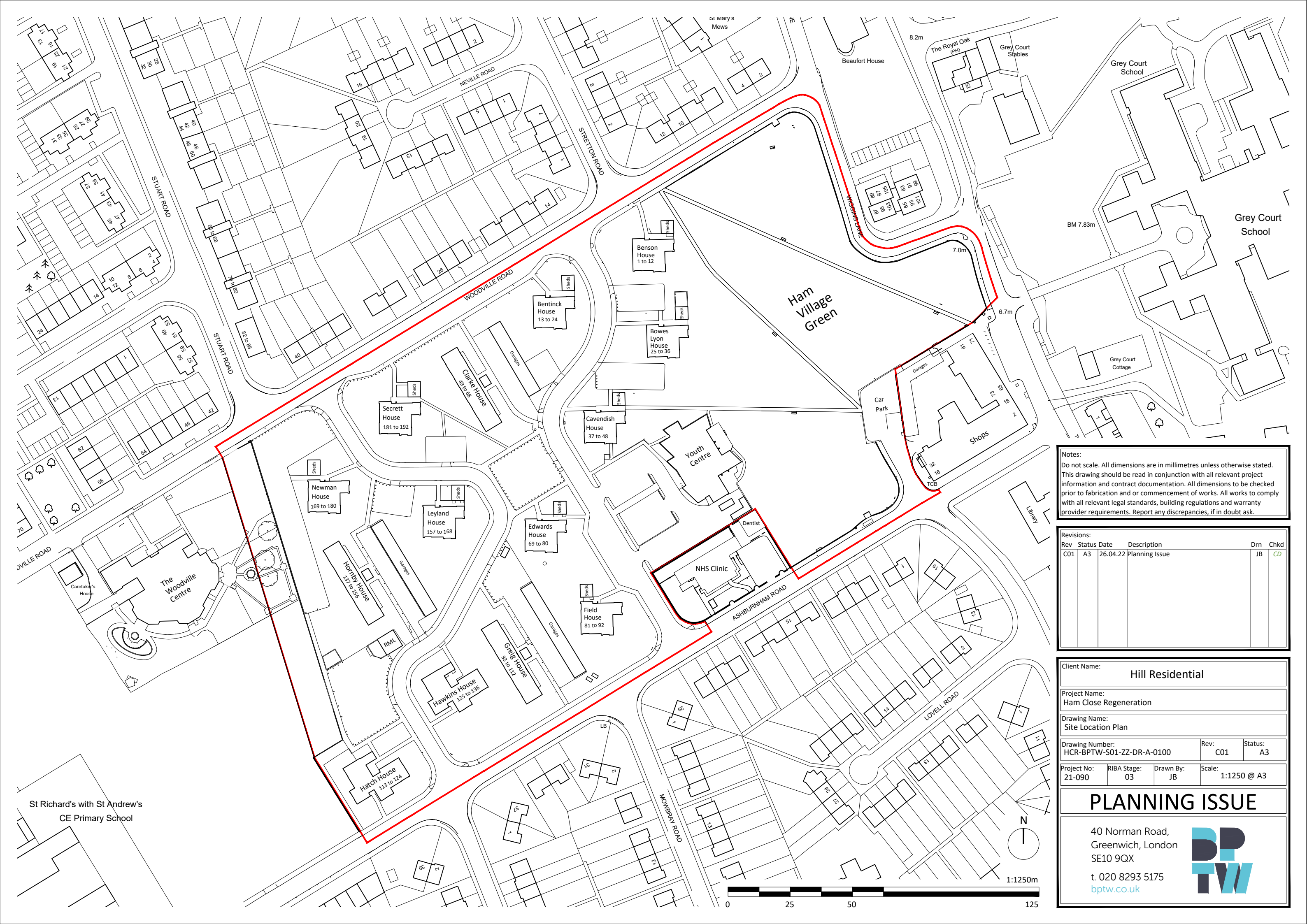


APPENDIX 2.1: SITE DRAWINGS



Notes:
 Do not scale. All dimensions are in millimetres unless otherwise stated. This drawing should be read in conjunction with all relevant project information and contract documentation. All dimensions to be checked prior to fabrication and/or commencement of works. All works to comply with all relevant legal standards, building regulations and warranty provider requirements. Report any discrepancies, if in doubt ask.

| Revisions: | | | | | |
|------------|--------|----------|----------------|-----|------|
| Rev | Status | Date | Description | Drn | Chkd |
| C01 | A3 | 26.04.22 | Planning Issue | JB | CD |

| | | | | | |
|-----------------|-------------|---------------------------|-------------|---------|-----|
| Client Name: | | Hill Residential | | | |
| Project Name: | | Ham Close Regeneration | | | |
| Drawing Name: | | Site Location Plan | | | |
| Drawing Number: | | HCR-BPTW-S01-ZZ-DR-A-0100 | | Rev: | C01 |
| | | | | Status: | A3 |
| Project No: | RIBA Stage: | Drawn By: | Scale: | | |
| 21-090 | 03 | JB | 1:1250 @ A3 | | |

PLANNING ISSUE

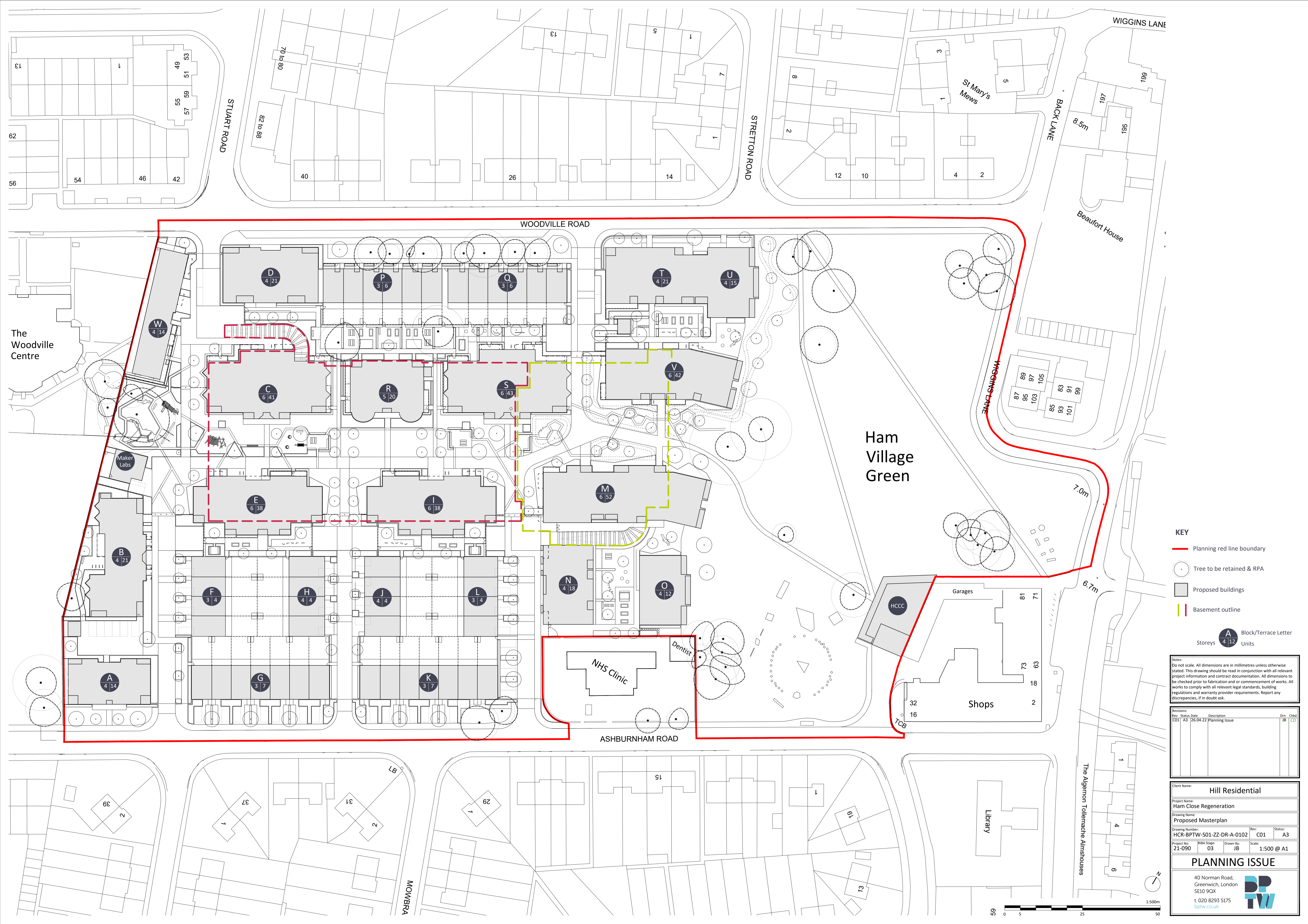
40 Norman Road,
 Greenwich, London
 SE10 9QX

t. 020 8293 5175
bptw.co.uk



1:1250m





KEY

- Planning red line boundary
- Tree to be retained & RPA
- Proposed buildings
- - - Basement outline
- Block/Terrace Letter
- Storeys
- Units

Notes:
Do not scale. All dimensions are in millimetres unless otherwise stated. This drawing should be read in conjunction with all relevant project information and contract documentation. All dimensions to be checked prior to fabrication and/or commencement of works. All works to comply with all relevant legal standards, building regulations and warranty provider requirements. Report any discrepancies, if in doubt ask.

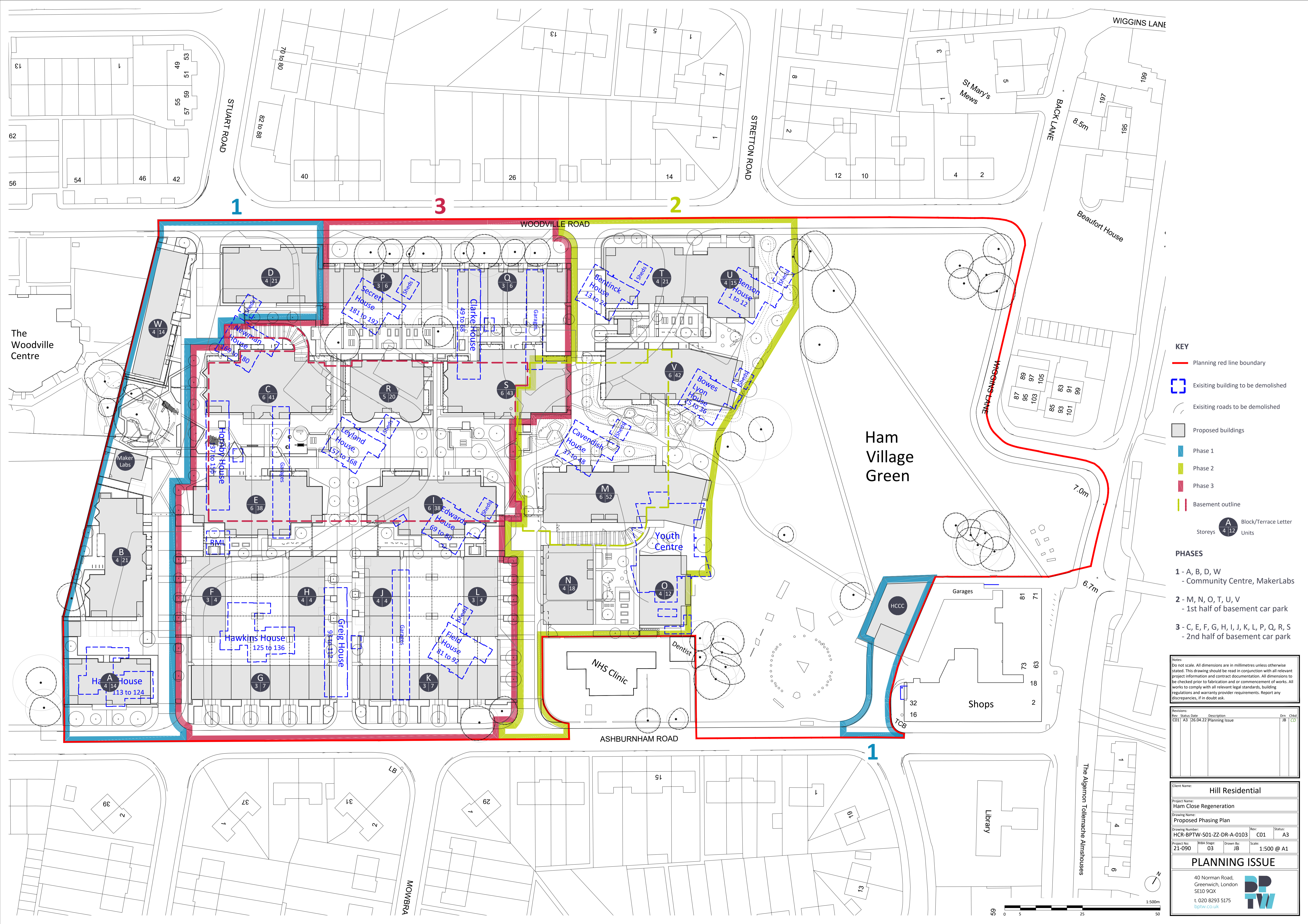
| Revisions: | Rev | Status | Date | Description | Dim | Chkd |
|------------|-----|--------|----------|----------------|-----|------|
| | 001 | A3 | 12.04.22 | Planning Issue | | JB |

| | | | |
|-----------------|---------------------------|-------------------------------|-----|
| Client Name: | | Hill Residential | |
| Project Name: | | Ham Close Regeneration | |
| Drawing Name: | | Proposed Masterplan | |
| Drawing Number: | HCR-BPTW-S01-ZZ-DR-A-0102 | Rev: | CO1 |
| Project No: | 21-090 | Status: | A3 |
| RBIA Stage: | 03 | Drawn By: | JB |
| Scale: | 1:500 @ A1 | | |

PLANNING ISSUE

40 Norman Road,
Greenwich, London
SE10 9GX

t. 020 8293 5175
bptw.co.uk



KEY

- Planning red line boundary
- Existing building to be demolished
- Existing roads to be demolished
- Proposed buildings
- Phase 1
- Phase 2
- Phase 3
- Basement outline
- A Block/Terrace Letter
- 4/12 Units

PHASES

- 1** - A, B, D, W
- Community Centre, MakerLabs
- 2** - M, N, O, T, U, V
- 1st half of basement car park
- 3** - C, E, F, G, H, I, J, K, L, P, Q, R, S
- 2nd half of basement car park

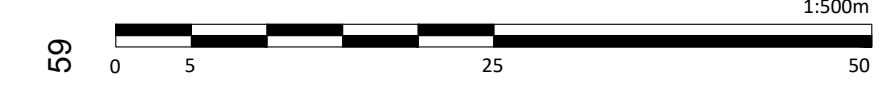
Notes:
Do not scale. All dimensions are in millimetres unless otherwise stated. This drawing should be read in conjunction with all relevant project information and contract documentation. All dimensions to be checked prior to fabrication and/or commencement of works. All works to comply with all relevant legal standards, building regulations and warranty provider requirements. Report any discrepancies, if in doubt ask.

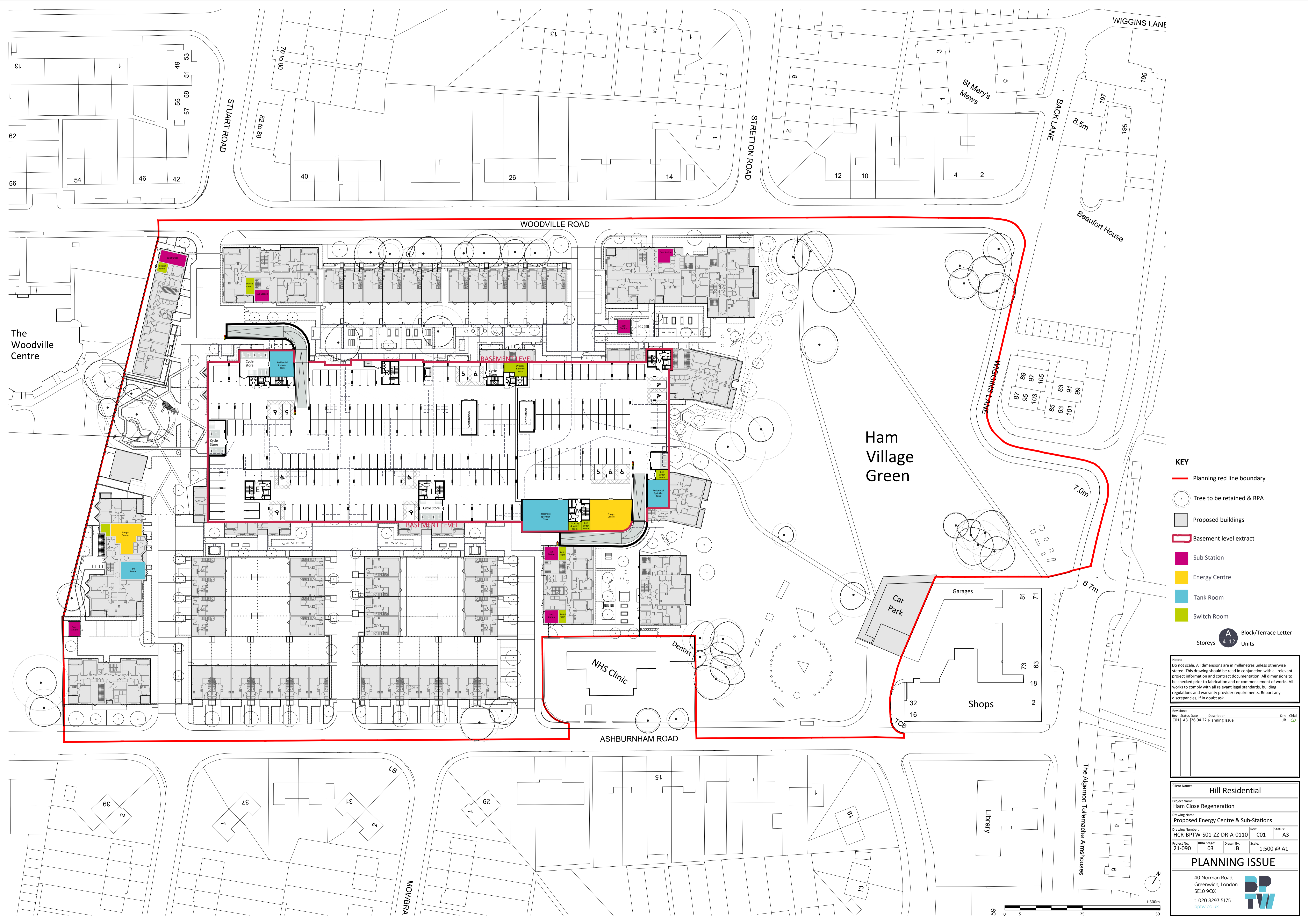
| Revisions | Rev | Status | Date | Description | Dim | Chkd |
|-----------|-----|--------|----------|----------------|-----|---------|
| | 001 | A3 | 17.04.22 | Planning Issue | | JB / CD |

| | |
|--|--|
| Client Name: Hill Residential | |
| Project Name: Ham Close Regeneration | |
| Drawing Name: Proposed Phasing Plan | |
| Drawing Number: HCR-BPTW-S01-ZZ-DR-A-0103 | Rev: CO1 Status: A3 |
| Project No: 21-090 | RBIA Stage: 03 Drawn By: JB Scale: 1:500 @ A1 |

PLANNING ISSUE

40 Norman Road,
Greenwich, London
SE10 9GX
t. 020 8293 5175
bptw.co.uk





KEY

- Planning red line boundary
- Tree to be retained & RPA
- Proposed buildings
- Basement level extract
- Sub Station
- Energy Centre
- Tank Room
- Switch Room
- Block/Terrace Letter Units

Notes:
Do not scale. All dimensions are in millimetres unless otherwise stated. This drawing should be read in conjunction with all relevant project information and contract documentation. All dimensions to be checked prior to fabrication and/or commencement of works. All works to comply with all relevant legal standards, building regulations and warranty provider requirements. Report any discrepancies, if in doubt ask.

| Revisions: | Rev: | Status: | Date: | Description: | Dim: | Chkd: |
|------------|------|---------|----------|----------------|------|---------|
| | 001 | A3 | 12.04.22 | Planning Issue | | JB / CD |

| | |
|--|--|
| Client Name: Hill Residential | |
| Project Name: Ham Close Regeneration | |
| Drawing Name: Proposed Energy Centre & Sub-Stations | |
| Drawing Number: HCR-BPTW-S01-ZZ-DR-A-0110 | Rev: CO1 Status: A3 |
| Project No: 21-090 | RBIA Stage: 03 Drawn By: JB Scale: 1:500 @ A1 |

PLANNING ISSUE

40 Norman Road,
Greenwich, London
SE10 9GX

t. 020 8293 5175
bptw.co.uk

