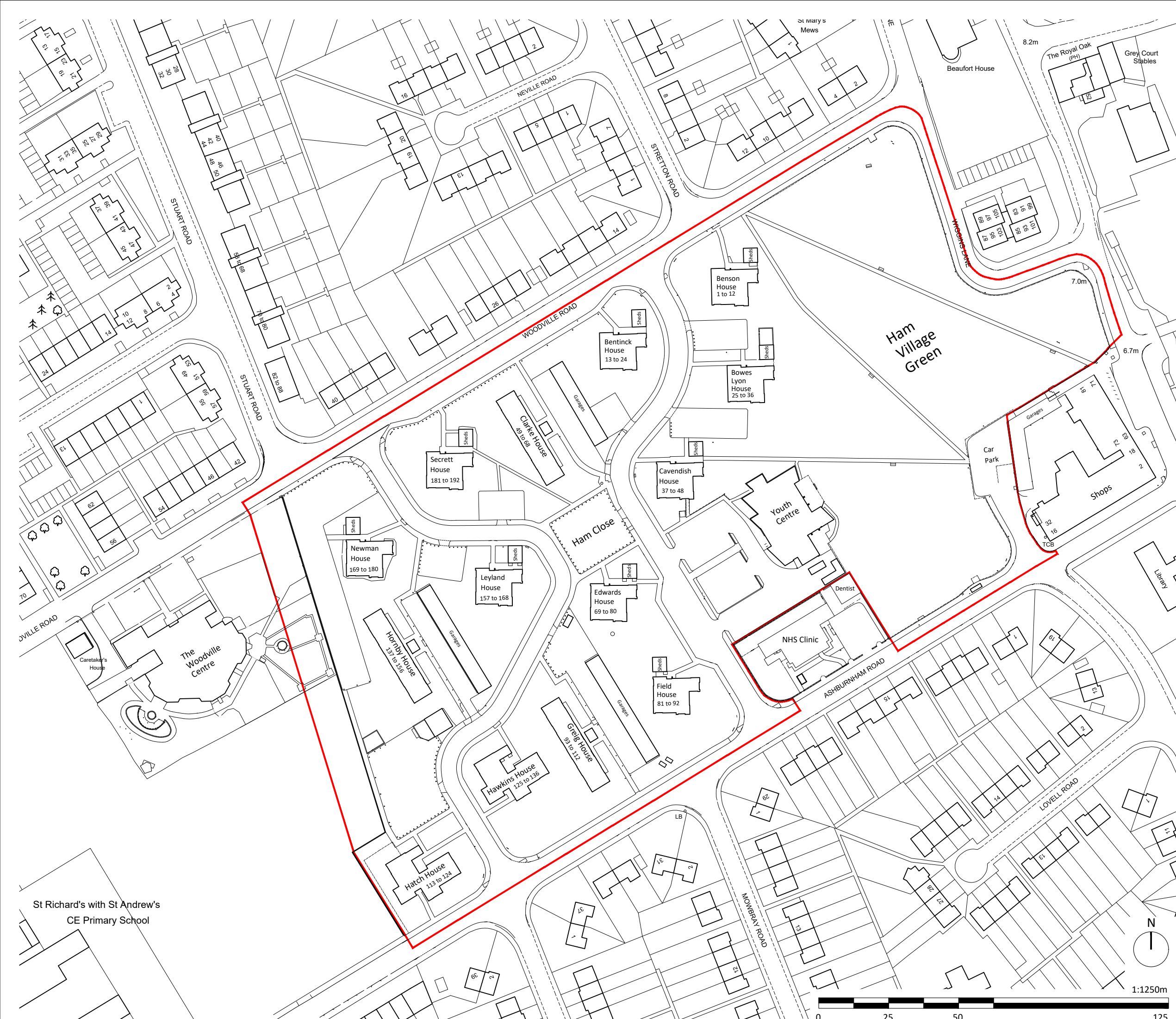


Appendix A: Architectural Plans



Notes:
 Do not scale. All dimensions are in millimetres unless otherwise stated. This drawing should be read in conjunction with all relevant project information and contract documentation. All dimensions to be checked prior to fabrication and/or commencement of works. All works to comply with all relevant legal standards, building regulations and warranty provider requirements. Report any discrepancies, if in doubt ask.

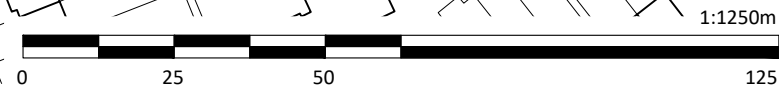
Rev	Status	Date	Description	Drn	Chkd
C01	A3	02.11.21	First Issue	JB	CD

Client Name:		Hill	
Project Name:		Ham Close Regeneration	
Drawing Name:		Site Location Plan	
Drawing Number:	Rev:	Status:	
HCR-BPTW-S01-ZZ-DR-A-0100	C01	A3	
Project No:	RIBA Stage:	Drawn By:	Scale:
21-090	03	JB	1:1250 @ A3

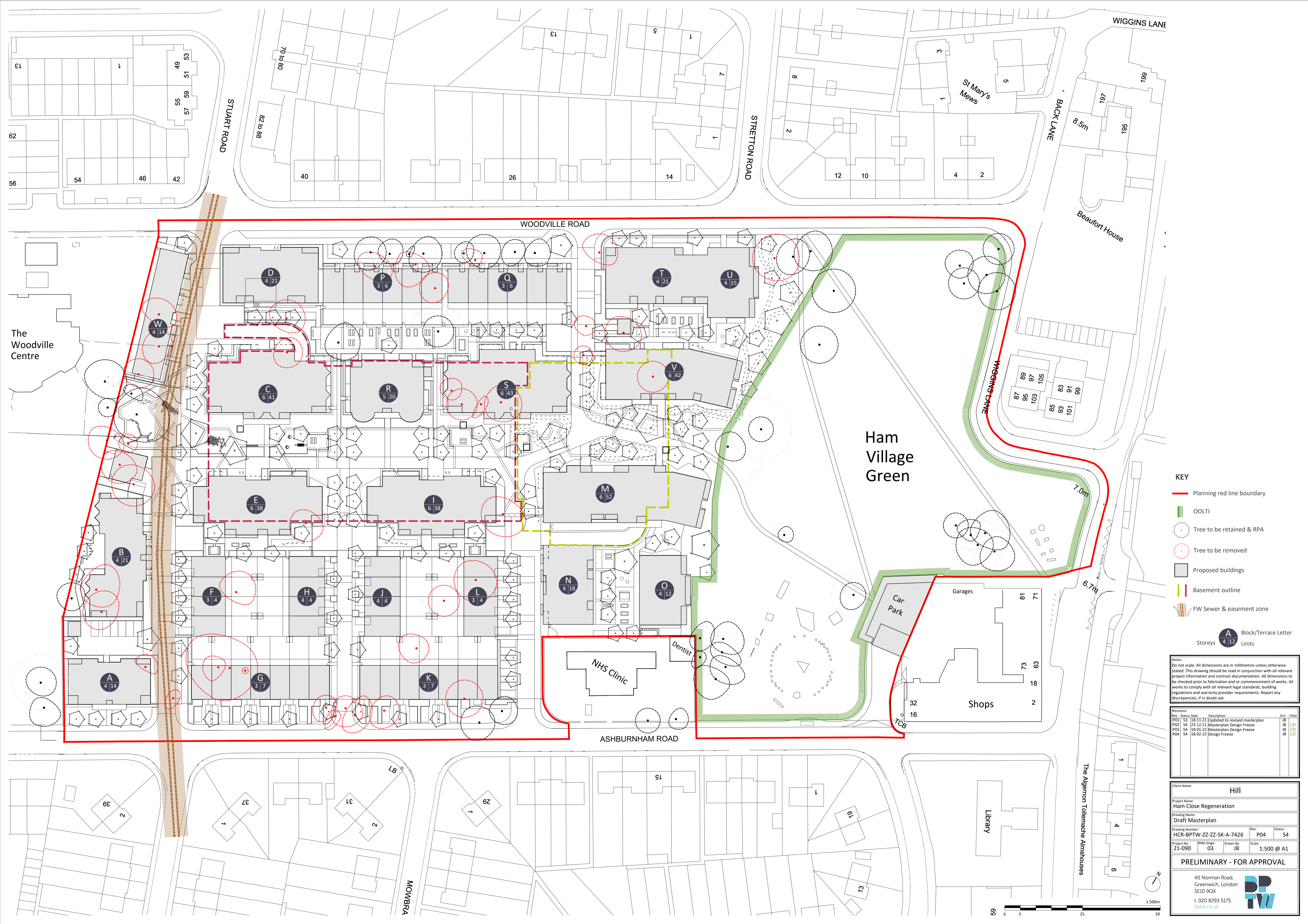
PLANNING ISSUE

40 Norman Road,
 Greenwich, London
 SE10 9QX

t. 020 8293 5175
bptw.co.uk



St Richard's with St Andrew's
 CE Primary School



- KEY**
- Planning red line boundary
 - OOLTI
 - Tree to be retained & RPA
 - Tree to be removed
 - Proposed buildings
 - Basement outline
 - FW Sewer & easement zone
 - A Block/Terrace Letter
 - 4 Units

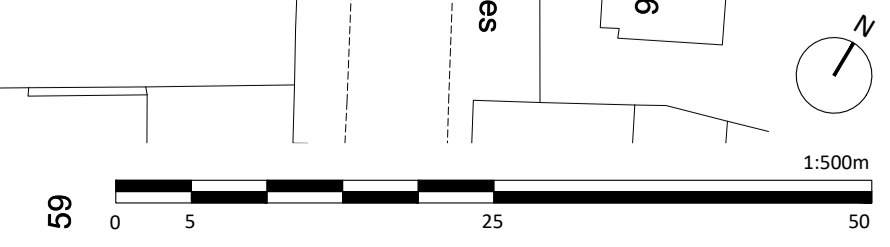
Notes:
 Do not scale. All dimensions are in millimetres unless otherwise stated. This drawing should be read in conjunction with all relevant project information and contract documentation. All dimensions to be checked prior to fabrication and/or commencement of works. All works to comply with all relevant legal standards, building regulations and warranty provider requirements. Report any discrepancies, if in doubt ask.

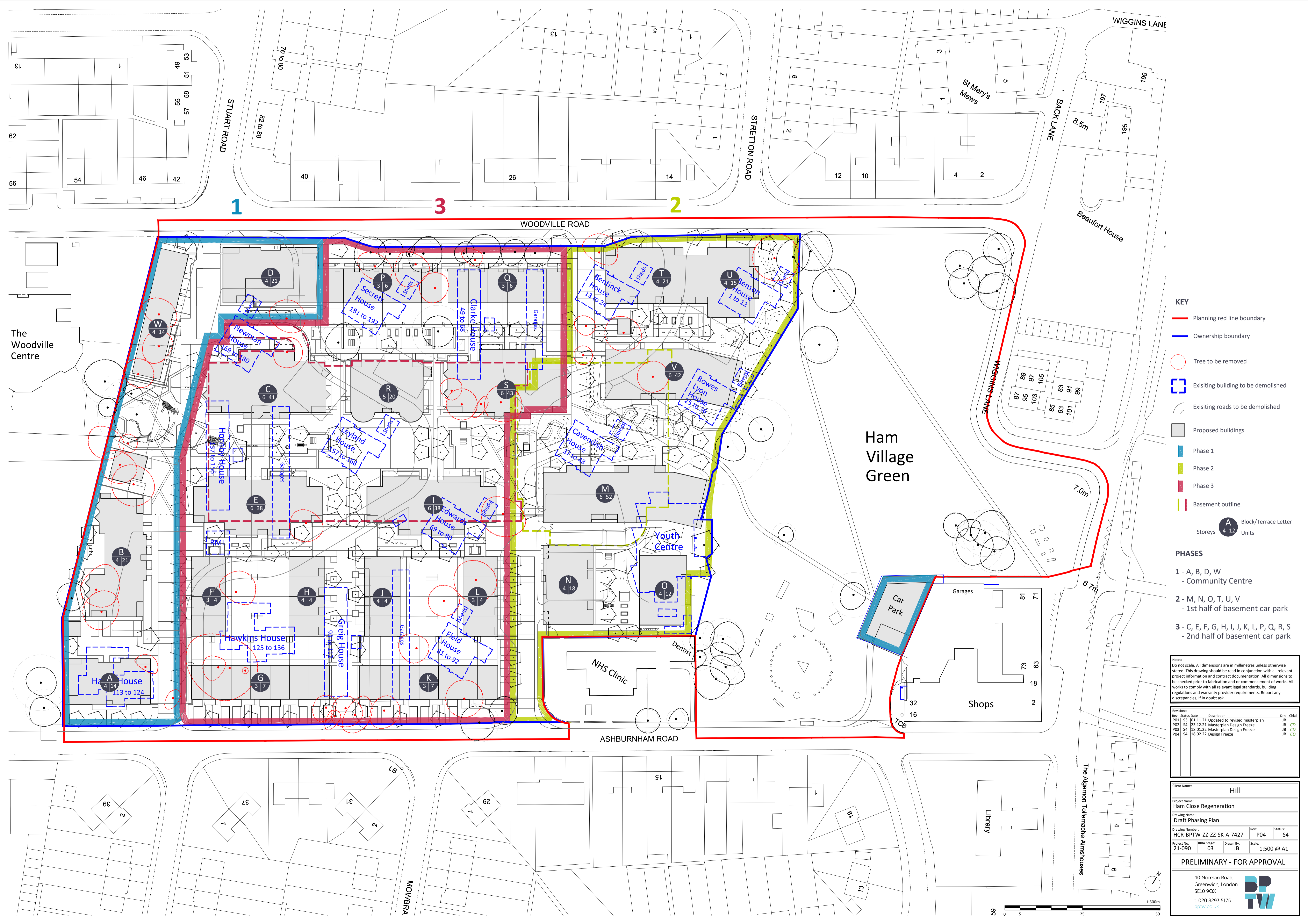
Revisions:	Rev	Status	Date	Description	Dim	Chkd
PO1	S3	18.11.21	Updated to revised masterplan	JB	CD	
PO2	S4	23.12.21	Masterplan Design Freeze	JB	CD	
PO3	S4	18.01.22	Masterplan Design Freeze	JB	CD	
PO4	S4	18.02.22	Design Freeze	JB	CD	

Client Name:		Hill	
Project Name:		Ham Close Regeneration	
Drawing Name:		Draft Masterplan	
Drawing Number:	HCR-BPTW-ZZ-SK-A-7426	Rev:	P04
Project No:	21-090	Status:	S4
RBIA Stage:	03	Drawn By:	JB
Scale:	1:500 @ A1		

PRELIMINARY - FOR APPROVAL

40 Norman Road,
 Greenwich, London
 SE10 9OX
 t. 020 8293 5175
 bptw.co.uk



KEY

- Planning red line boundary
- Ownership boundary
- Tree to be removed
- - - Existing building to be demolished
- - - Existing roads to be demolished
- Proposed buildings
- Phase 1
- Phase 2
- Phase 3
- Basement outline
- A Block/Terrace Letter
- 4 Units

PHASES

- 1** - A, B, D, W
- Community Centre
- 2** - M, N, O, T, U, V
- 1st half of basement car park
- 3** - C, E, F, G, H, I, J, K, L, P, Q, R, S
- 2nd half of basement car park

Notes:
Do not scale. All dimensions are in millimetres unless otherwise stated. This drawing should be read in conjunction with all relevant project information and contract documentation. All dimensions to be checked prior to fabrication and/or commencement of works. All works to comply with all relevant legal standards, building regulations and warranty provider requirements. Report any discrepancies, if in doubt ask.

Revisions:	Rev	Status	Date	Description	Dim	Chkd
	P01	S3	10.11.21	Updated to revised masterplan	JB	CD
	P02	S4	23.12.21	Masterplan Design Freeze	JB	CD
	P03	S4	18.01.22	Masterplan Design Freeze	JB	CD
	P04	S4	18.02.22	Design Freeze	JB	CD

Client Name:		Hill	
Project Name:		Ham Close Regeneration	
Drawing Name:		Draft Phasing Plan	
Drawing Number:	HCR-BPTW-ZZ-SK-A-7427	Rev:	P04
Status:	S4	Project No:	21-090
RIBA Stage:	03	Drawn By:	JB
Scale:	1:500 @ A1		

PRELIMINARY - FOR APPROVAL

40 Norman Road,
Greenwich, London
SE10 9QX
t. 020 8293 5175
bptw.co.uk

