



Sources: Point2Surveyors
 Scan Data (received 28/08/18)
 Greggs Twickenham_UpdateAug2018_Recap.rcp

Site Photos (received 17/08/18)
 Surrounding Elevs/IMG_1144-1912.jpg

Proposed Scheme (21/02/22 and 24/02/22)

A2871 Greggs Scheme 1 Residential 3d Export.3ds
 A2871 200 Plans 2d Export.dwg to A2871 205 Plans 2d Export.dwg

Key: Existing Buildings
 Proposed Scheme

Project: Greggs, Twickenham

Title: Plan View Existing Site

Scheme Confirmed: -

Date: -

Drawn By: NB

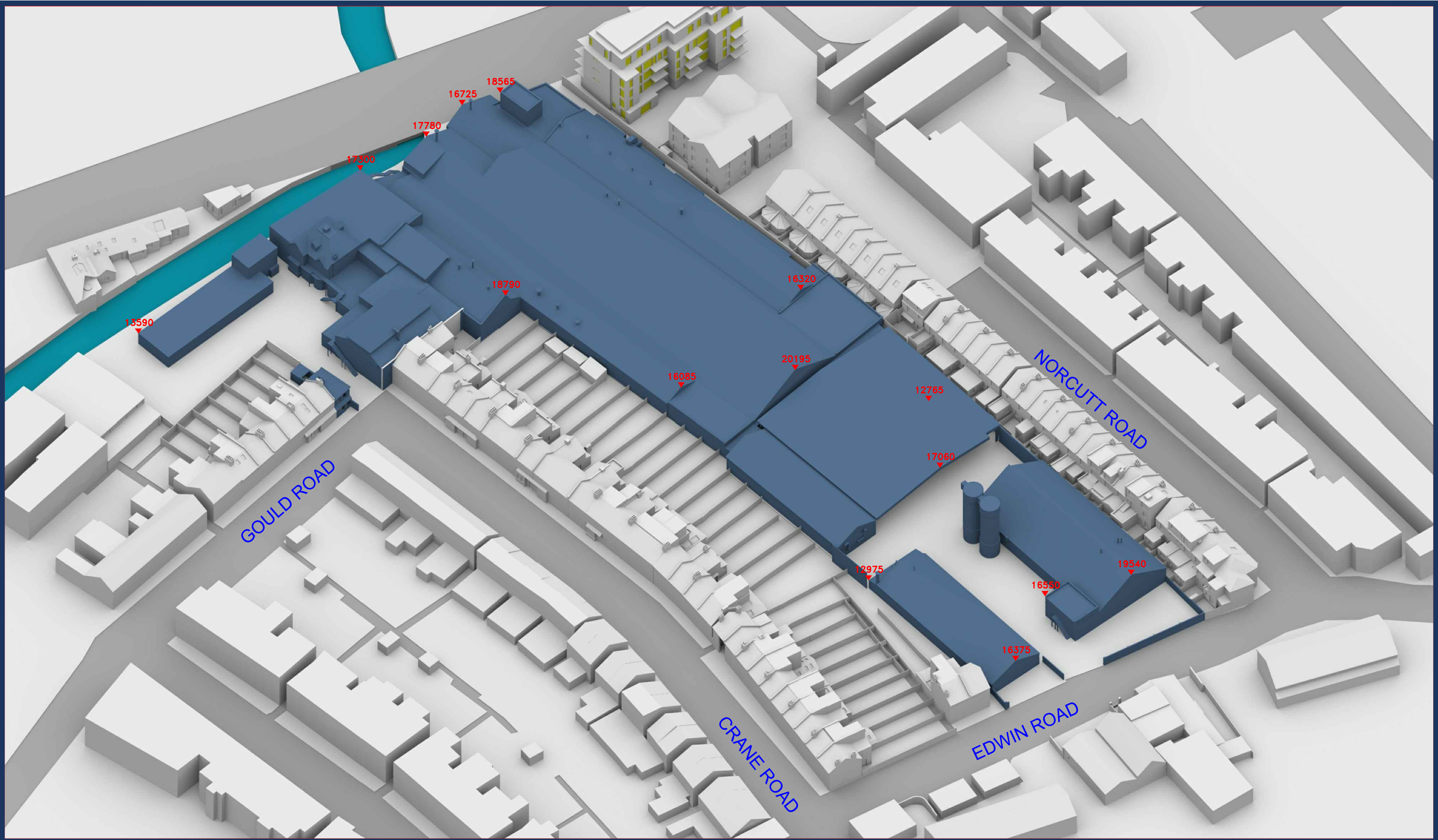
Scale: 1:1000 @ A3

Date: MAR 2022

Dwg No: P1886/31

Rel: 13





Sources: Point2Surveyors
 Scan Data (received 28/08/18)
 Greggs Twickenham_UpdateAug2018_Recap.rcp

Site Photos (received 17/08/18)
 Surrounding Elevs/IMG_1144-1912.jpg

Proposed Scheme (21/02/22 and 24/02/22)

A2871 Greggs Scheme 1 Residential 3d Export.3ds

A2871 200 Plans 2d Export.dwg to A2871 205 Plans 2d Export.dwg

Key: Existing Buildings
 Proposed Scheme

All Heights in mm AOD

Project: Greggs, Twickenham

Title: 3D View Existing Site

Scheme Confirmed: -

Date: -

Drawn By: NB

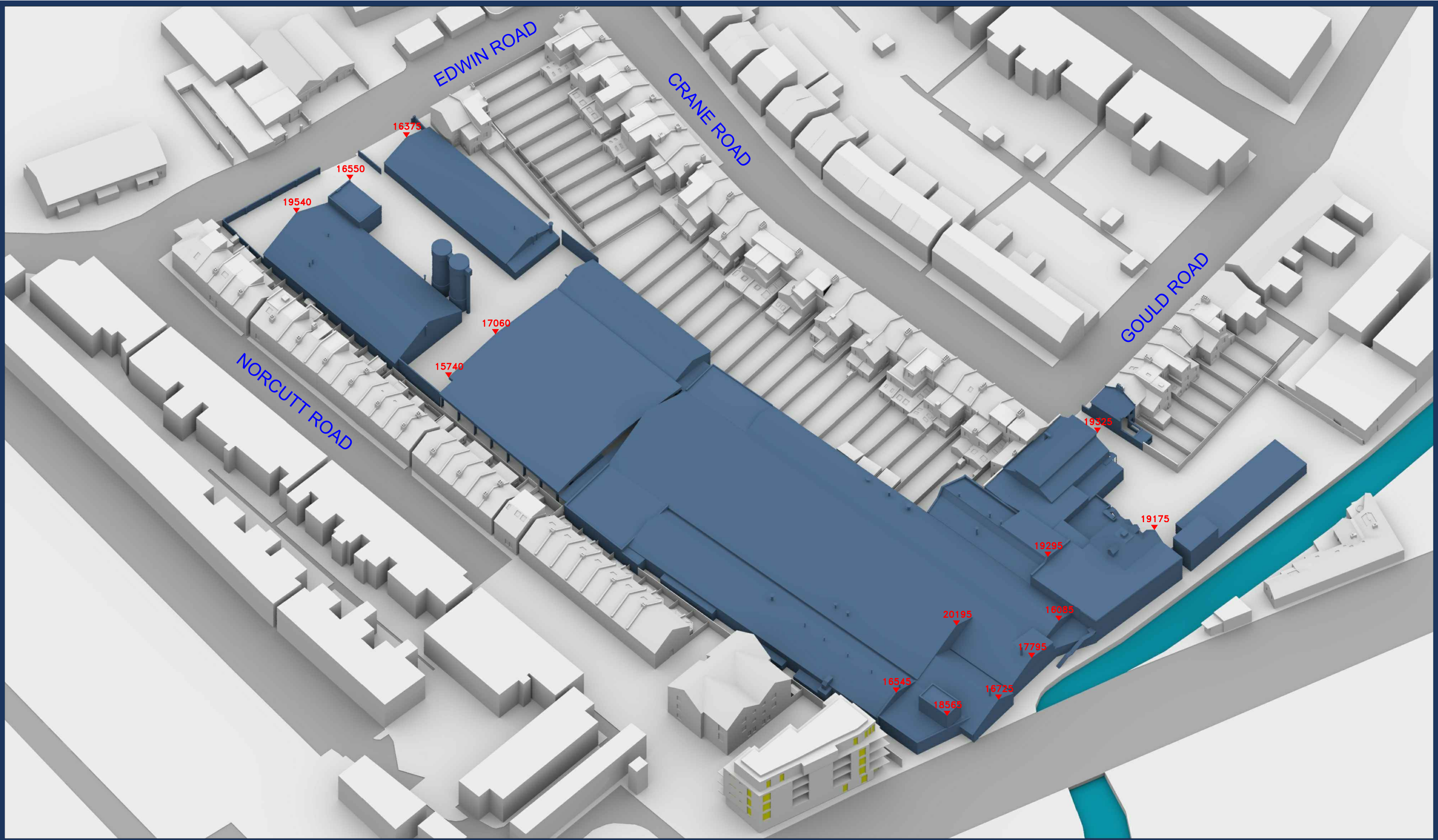
Scale: NTS @ A3

Date: MAR 2022

Dwg No: P1886/32

Rel: 13





EDWIN ROAD

CRANE ROAD

GOULD ROAD

NORCUTT ROAD

16375

16550

19540

17060

15740

19325

19175

19285

20195

16085

17795

16945

16725

18563

Sources: Point2Surveyors
 Scan Data (received 28/08/18)
 Greggs Twickenham_UpdateAug2018_Recap.rcp
 Site Photos (received 17/08/18)
 Surrounding Elevs/IMG_1144-1912.jpg
 Proposed Scheme (21/02/22 and 24/02/22)
 A2871 Greggs Scheme 1 Residential 3d Export.3ds
 A2871 200 Plans 2d Export.dwg to A2871 205 Plans 2d Export.dwg

Key: Existing Buildings
 Proposed Scheme
 All Heights in mm AOD

Project: Greggs, Twickenham

Title: 3D View Existing Site

Scheme Confirmed: -

Date: -

Drawn By: NB

Scale: NTS @ A3

Date: MAR 2022

Dwg No: P1886/33

Rel: 13





Sources: Point2Surveyors
 Scan Data (received 28/08/18)
 Greggs Twickenham_UpdateAug2018_Recap.rcp

Site Photos (received 17/08/18)
 Surrounding Elevs/IMG_1144-1912.jpg

Proposed Scheme (21/02/22 and 24/02/22)

A2871 Greggs Scheme 1 Industrial 3d Export.3ds
 A2871 250 Plans 2d Export.dwg to A2871 255 Plans 2d Export.dwg

Key: Existing Buildings
 Proposed Scheme

Project: Greggs, Twickenham

Title: Plan View
 Proposed Industrial Scheme received 24/02/22

Scheme Confirmed: -

Date: -

Drawn By: NB

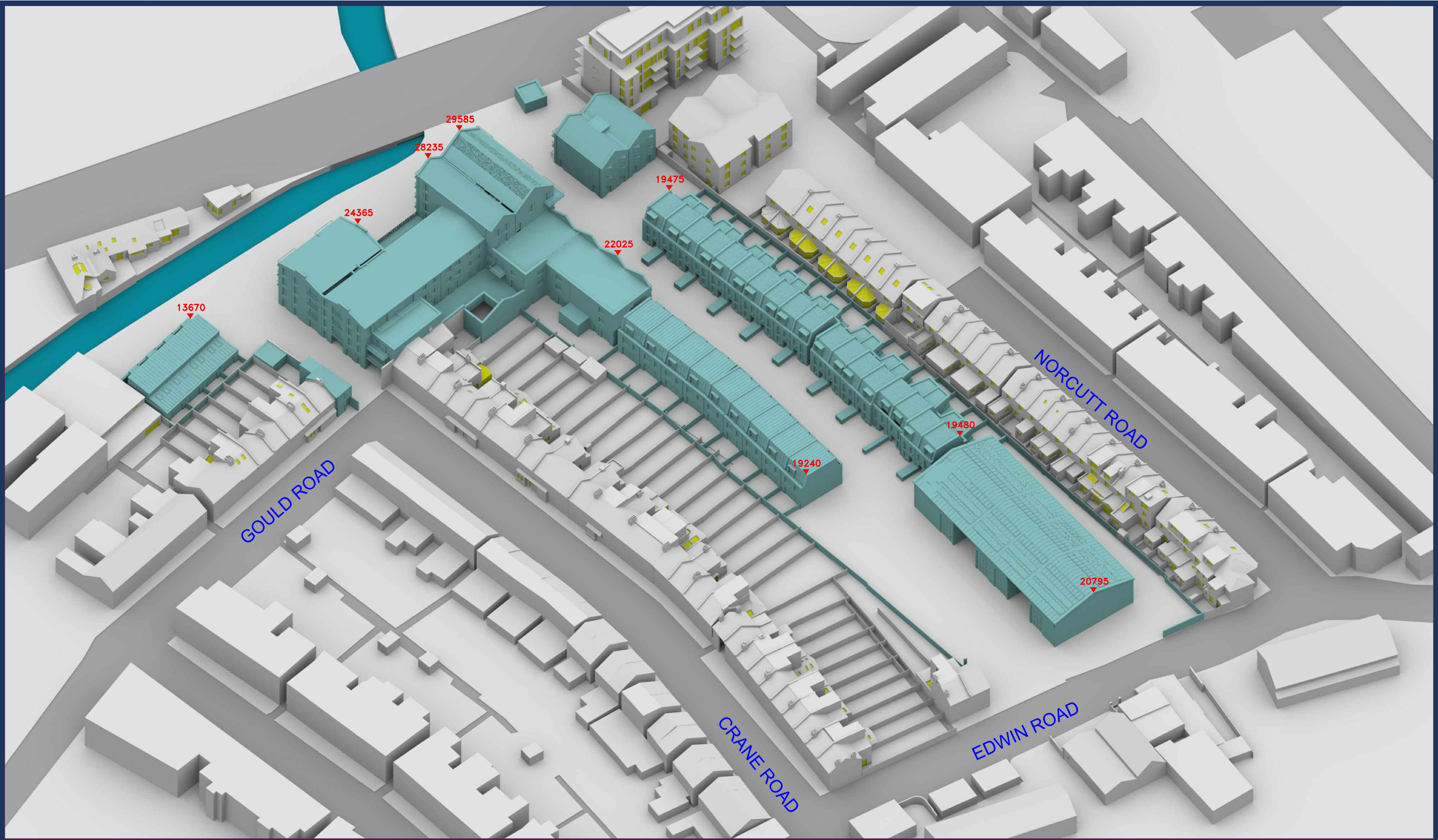
Scale: 1:1000 @ A3

Date: MAR 2022

Dwg No: P1886/28

Rel: 13





Sources: Point2Surveyors
 Scan Data (received 28/08/18)
 Greggs Twickenham_UpdateAug2018_Recap.rcp

Site Photos (received 17/08/18)
 Surrounding Elevs/IMG_1144-1912.jpg

Proposed Scheme (21/02/22 and 24/02/22)

A2871 Greggs Scheme 1 Industrial 3d Export.3ds

A2871 250 Plans 2d Export.dwg to A2871 255 Plans 2d Export.dwg

Key: Existing Buildings
 Proposed Scheme

All Heights in mm AOD

Project: Greggs, Twickenham

Title: 3D View
 Proposed Industrial Scheme received 24/02/22

Scheme Confirmed: -

Date: -

Drawn By: NB

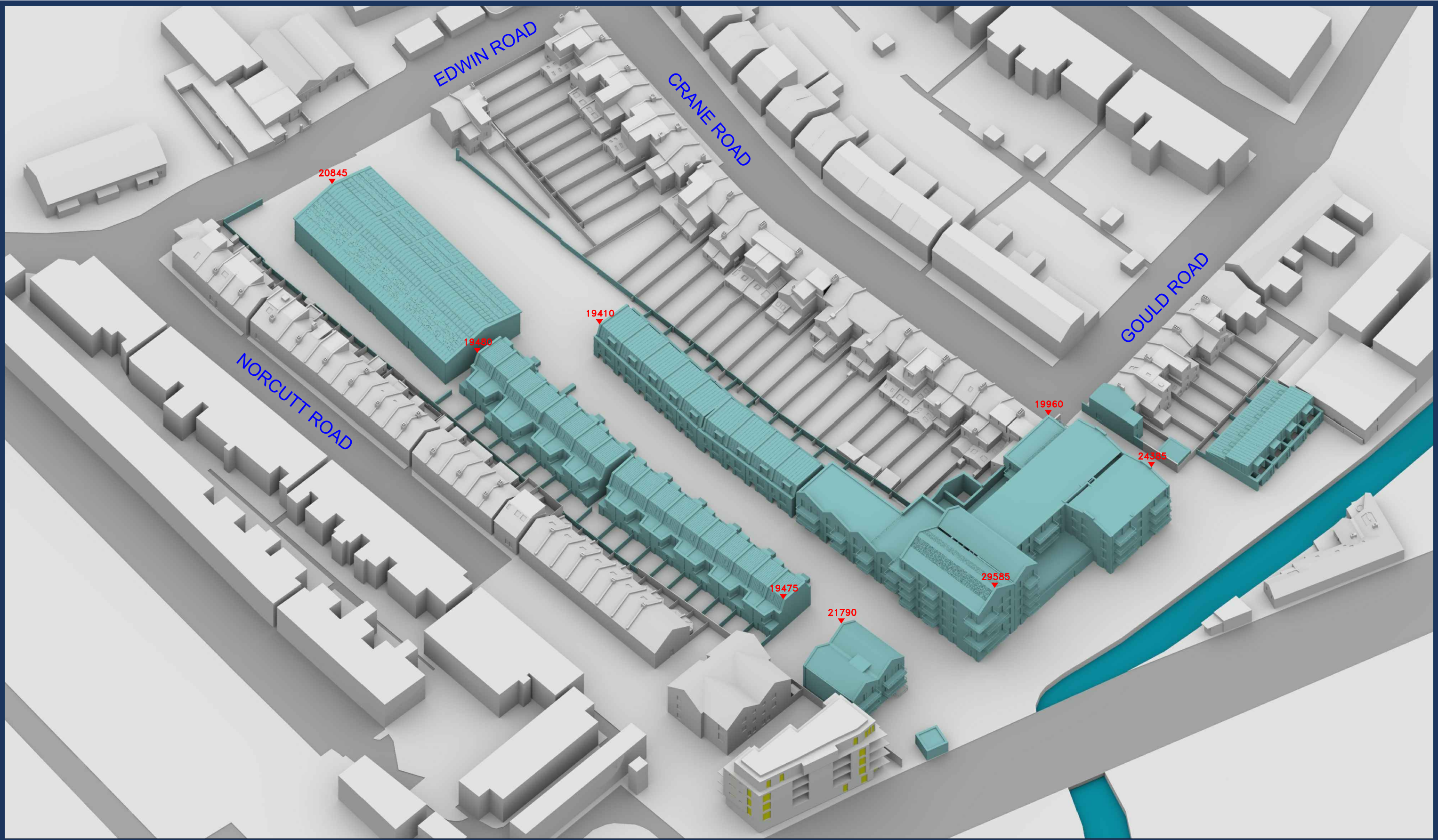
Scale: NTS @ A3

Date: MAR 2022

Dwg No: P1886/29

Rel: 13





Sources:

Key: Existing Buildings
 Proposed Scheme

All Heights in mm AOD

Project:

Title: 3D View
 Proposed Industrial Scheme received 24/02/22

Scheme Confirmed:

Date:

Drawn By:

Scale:
 NTS @ A3

Date:

Dwg No:
P1886/30

Rel:



Appendix 2: Daylight and Sunlight Results to Neighbours



ANALYSIS

Greggs Bakery, Twickenham P1886, London
 EXISTING vs PR240222_Industrial
 P1886 - rel13

DAYLIGHT

Room	Room Use	Window	Existing VSC	Proposed VSC	Loss	%Loss
R1/10	LK_ASSUMED	W1/10	14.36	13.35	1.01	7.03
R1/10	LK_ASSUMED	W2/10	14.63	13.40	1.23	8.41
R2/10	3BEDROOM_ASSUMEE	W3/10	15.41	13.62	1.79	11.62
R2/10	3BEDROOM_ASSUMEE	W4/10	16.08	13.82	2.26	14.05
R3/10	3BEDROOM_ASSUMEE	W5/10	27.24	17.60	9.64	35.39
R4/10	3BEDROOM_ASSUMEE	W6/10	26.06	18.86	7.20	27.63
R5/10	3BEDROOM_ASSUMEE	W7/10	25.73	21.41	4.32	16.79
R6/10	LK_ASSUMED	W8/10	16.81	15.78	1.03	6.13
R6/10	LK_ASSUMED	W9/10	29.78	28.37	1.41	4.73
R7/10	3BEDROOM_ASSUMEE	W10/10	27.64	26.51	1.13	4.09
R8/10	3BEDROOM_ASSUMEE	W11/10	28.38	27.92	0.46	1.62
R9/10	LK_ASSUMED	W12/10	30.32	30.10	0.22	0.73
R9/10	LK_ASSUMED	W13/10	30.12	30.12	0.00	0.00
R1/11	LOUNGE	W1/11	33.50	33.50	0.00	0.00
R1/11	LOUNGE	W2/11	18.04	17.37	0.67	3.71
R2/11	KITCHEN	W3/11	18.89	17.93	0.96	5.08
R3/11	KITCHEN	W4/11	19.79	18.37	1.42	7.18
R4/11	LOUNGE	W5/11	20.97	18.63	2.34	11.16
R4/11	LOUNGE	W6/11	34.51	23.49	11.02	31.93
R5/11	BEDROOM	W7/11	32.89	25.09	7.80	23.72
R6/11	BEDROOM	W8/11	34.93	28.40	6.53	18.69
R7/11	LIVINGROOM	W9/11	34.86	29.16	5.70	16.35
R7/11	LIVINGROOM	W10/11	34.68	33.27	1.41	4.07
R8/11	BEDROOM	W11/11	33.83	33.00	0.83	2.45
R9/11	BEDROOM	W12/11	34.14	33.90	0.24	0.70
R10/11	LIVINGROOM	W13/11	34.40	34.28	0.12	0.35



ANALYSIS

Greggs Bakery, Twickenham P1886, London

EXISTING vs PR240222_Industrial

P1886 - rel13

DAYLIGHT

Room	Room Use	Window	Existing VSC	Proposed VSC	Loss	%Loss
R10/11	LIVINGROOM	W14/11	34.60	34.60	0.00	0.00
R1/12	LOUNGE	W1/12	36.03	36.03	0.00	0.00
R1/12	LOUNGE	W2/12	22.81	22.34	0.47	2.06
R2/12	KITCHEN	W3/12	23.73	23.11	0.62	2.61
R3/12	KITCHEN	W4/12	24.60	23.73	0.87	3.54
R4/12	LOUNGE	W5/12	25.57	24.10	1.47	5.75
R4/12	LOUNGE	W6/12	37.01	30.41	6.60	17.83
R5/12	BEDROOM	W7/12	35.67	30.92	4.75	13.32
R6/12	BEDROOM	W8/12	37.70	33.68	4.02	10.66
R7/12	LIVINGROOM	W9/12	37.64	34.34	3.30	8.77
R7/12	LIVINGROOM	W10/12	37.28	36.82	0.46	1.23
R8/12	BEDROOM	W11/12	37.31	37.08	0.23	0.62
R9/12	BEDROOM	W12/12	37.34	37.27	0.07	0.19
R10/12	LIVINGROOM	W13/12	37.48	37.46	0.02	0.05
R10/12	LIVINGROOM	W14/12	38.70	38.70	0.00	0.00

65-71 Norcutt Road

R2/20	CONSERVATORY	W2/20	16.11	15.79	0.32	1.99
R2/20	CONSERVATORY	W3/20	20.39	19.67	0.72	3.53
R2/20	CONSERVATORY	W4/20	24.59	22.94	1.65	6.71
R1/21	3EDROOM_ASSUME	W1/21	34.48	30.42	4.06	11.77
R1/30	CONSERVATORY	W1/30	23.63	22.89	0.74	3.13
R1/30	CONSERVATORY	W2/30	18.02	17.91	0.11	0.61
R1/30	CONSERVATORY	W3/30	9.50	9.25	0.25	2.63
R1/31	3EDROOM_ASSUME	W1/31	34.68	30.61	4.07	11.74

63 Norcutt Road

R1/40	CONSERVATORY	W1/40	13.66	13.14	0.52	3.81
R1/40	CONSERVATORY	W2/40	53.60	51.84	1.76	3.28
R1/40	CONSERVATORY	W3/40	20.28	20.28	0.00	0.00
R1/40	CONSERVATORY	W4/40	73.91	70.98	2.93	3.96



ANALYSIS

Greggs Bakery, Twickenham P1886, London
 EXISTING vs PR240222_Industrial
 P1886 - rel13

DAYLIGHT

Room	Room Use	Window	Existing VSC	Proposed VSC	Loss	%Loss
R1/40	CONSERVATORY	W5/40	21.33	21.24	0.09	0.42
R1/40	CONSERVATORY	W6/40	78.36	74.79	3.57	4.56
R1/41	BEDROOM	W1/41	34.77	30.65	4.12	11.85
R1/42	BEDROOM	W1/42	85.39	84.44	0.95	1.11

61 Norcutt Road

R1/50	NSERVATORY_ASSUM	W1/50	19.69	19.89	-0.20	-1.02
R1/50	NSERVATORY_ASSUM	W2/50	78.36	74.99	3.37	4.30
R1/50	NSERVATORY_ASSUM	W3/50	18.07	18.56	-0.49	-2.71
R1/50	NSERVATORY_ASSUM	W4/50	73.94	71.36	2.58	3.49
R1/50	NSERVATORY_ASSUM	W5/50	53.75	52.28	1.47	2.73
R1/50	NSERVATORY_ASSUM	W6/50	13.90	13.73	0.17	1.22
R1/51	3EDROOM_ASSUMEE	W1/51	34.80	30.61	4.19	12.04
R1/52	3EDROOM_ASSUMEE	W1/52	85.45	84.55	0.90	1.05

59 Norcutt Road

R1/60	CONSERVATORY	W1/60	14.45	13.92	0.53	3.67
R1/60	CONSERVATORY	W2/60	53.77	52.07	1.70	3.16
R1/60	CONSERVATORY	W3/60	17.55	18.18	-0.63	-3.59
R1/60	CONSERVATORY	W4/60	72.92	71.08	1.84	2.52
R1/60	CONSERVATORY	W5/60	9.16	20.52	-11.36	-124.02
R1/60	CONSERVATORY	W6/60	74.47	74.61	-0.14	-0.19
R1/61	BEDROOM	W1/61	34.82	30.54	4.28	12.29
R1/62	BEDROOM	W1/62	85.50	84.62	0.88	1.03

57 Norcutt Road

R1/70	CONSERVATORY	W1/70	5.84	21.40	-15.56	-266.44
R1/70	CONSERVATORY	W2/70	71.67	74.62	-2.95	-4.12
R1/70	CONSERVATORY	W3/70	8.98	19.46	-10.48	-116.70
R1/70	CONSERVATORY	W4/70	68.07	71.08	-3.01	-4.42
R1/70	CONSERVATORY	W5/70	11.24	13.45	-2.21	-19.66
R1/70	CONSERVATORY	W6/70	51.20	52.13	-0.93	-1.82
R1/71	BEDROOM	W1/71	34.85	30.45	4.40	12.63
R1/72	BEDROOM	W1/72	85.53	84.67	0.86	1.01



ANALYSIS

Greggs Bakery, Twickenham P1886, London
 EXISTING vs PR240222_Industrial
 P1886 - rel13

DAYLIGHT

Room	Room Use	Window	Existing VSC	Proposed VSC	Loss	%Loss
55 Norcutt Road						
R1/80	NSERVATORY_ASSUM	W1/80	11.65	13.32	-1.67	-14.33
R1/80	NSERVATORY_ASSUM	W2/80	50.65	52.07	-1.42	-2.80
R1/80	NSERVATORY_ASSUM	W3/80	9.15	19.37	-10.22	-111.69
R1/80	NSERVATORY_ASSUM	W4/80	64.74	70.95	-6.21	-9.59
R1/80	NSERVATORY_ASSUM	W5/80	3.16	20.98	-17.82	-563.92
R1/80	NSERVATORY_ASSUM	W6/80	63.67	74.34	-10.67	-16.76
R1/81	3EDROOM_ASSUMEE	W1/81	34.92	30.38	4.54	13.00
R1/82	3EDROOM_ASSUMEE	W1/82	85.59	84.72	0.87	1.02
53 Norcutt Road						
R1/90	CONSERVATORY	W1/90	2.85	20.73	-17.88	-627.37
R1/90	CONSERVATORY	W2/90	63.07	74.22	-11.15	-17.68
R1/90	CONSERVATORY	W3/90	8.25	19.49	-11.24	-136.24
R1/90	CONSERVATORY	W4/90	63.60	70.69	-7.09	-11.15
R1/90	CONSERVATORY	W5/90	49.65	51.78	-2.13	-4.29
R1/90	CONSERVATORY	W6/90	11.37	13.94	-2.57	-22.60
R1/91	BEDROOM	W1/91	35.00	30.35	4.65	13.29
R1/92	BEDROOM	W1/92	85.62	84.72	0.90	1.05
51 Norcutt Road						
R1/100	NSERVATORY_ASSUM	W1/100	11.56	14.12	-2.56	-22.15
R1/100	NSERVATORY_ASSUM	W2/100	49.78	52.11	-2.33	-4.68
R1/100	NSERVATORY_ASSUM	W3/100	8.41	19.64	-11.23	-133.53
R1/100	NSERVATORY_ASSUM	W4/100	62.48	70.10	-7.62	-12.20
R1/100	NSERVATORY_ASSUM	W5/100	2.32	20.07	-17.75	-765.09
R1/100	NSERVATORY_ASSUM	W6/100	58.44	69.89	-11.45	-19.59
R1/101	3EDROOM_ASSUMEE	W1/101	35.06	30.55	4.51	12.86
R1/102	3EDROOM_ASSUMEE	W1/102	85.14	84.22	0.92	1.08
49 Norcutt Road						
R1/110	KD	W1/110	12.83	13.29	-0.46	-3.59
R1/110	KD	W4/110	20.44	21.14	-0.70	-3.42
R1/111	BEDROOM	W1/111	35.89	32.11	3.78	10.53



ANALYSIS

Greggs Bakery, Twickenham P1886, London

EXISTING vs PR240222_Industrial

P1886 - rel13

DAYLIGHT

Room	Room Use	Window	Existing VSC	Proposed VSC	Loss	%Loss
R1/112	BEDROOM_NO ROL	W1/112	35.55	34.28	1.27	3.57
R1/112	BEDROOM_NO ROL	W2/112	89.29	89.29	0.00	0.00
R1/112	BEDROOM_NO ROL	W3/112	89.29	89.29	0.00	0.00
47 Norcutt Road						
R1/120	ASSUMED	W1/120	19.01	21.72	-2.71	-14.26
R1/120	ASSUMED	W2/120	15.41	16.25	-0.84	-5.45
R2/120	KITCHEN_ASSUMED	W3/120	14.43	15.13	-0.70	-4.85
R1/121	3EDROOM_ASSUMED	W1/121	36.00	31.76	4.24	11.78
45 Norcutt Road						
R1/130	KITCHEN_ASSUMED	W1/130	14.28	14.83	-0.55	-3.85
R2/130	ASSUMED	W2/130	8.55	8.79	-0.24	-2.81
R2/130	ASSUMED	W3/130	10.28	11.16	-0.88	-8.56
R2/130	ASSUMED	W4/130	10.61	13.47	-2.86	-26.96
R1/131	3EDROOM_ASSUMED	W1/131	36.13	31.82	4.31	11.93
43 Norcutt Road						
R1/140	ASSUMED	W1/140	17.03	18.76	-1.73	-10.16
R1/140	ASSUMED	W2/140	13.82	14.36	-0.54	-3.91
R2/140	KITCHEN_ASSUMED	W3/140	18.02	18.60	-0.58	-3.22
R1/141	3EDROOM_ASSUMED	W1/141	36.34	32.19	4.15	11.42
41 Norcutt Road						
R1/150	KITCHEN_ASSUMED	W1/150	17.78	18.44	-0.66	-3.71
R2/150	ASSUMED	W2/150	13.88	14.70	-0.82	-5.91
R2/150	ASSUMED	W3/150	17.04	19.32	-2.28	-13.38
R1/151	3EDROOM_ASSUMED	W1/151	36.18	32.07	4.11	11.36
39 Norcutt Road						
R1/160	ASSUMED	W1/160	17.27	19.62	-2.35	-13.61
R1/160	ASSUMED	W2/160	14.01	14.86	-0.85	-6.07



ANALYSIS

Greggs Bakery, Twickenham P1886, London
 EXISTING vs PR240222_Industrial
 P1886 - rel13

DAYLIGHT

Room	Room Use	Window	Existing VSC	Proposed VSC	Loss	%Loss
R2/160	KITCHEN_ASSUMED	W3/160	17.92	18.86	-0.94	-5.25
R1/161	BEDROOM_ASSUMED	W1/161	35.99	31.95	4.04	11.23
37 Norcutt Road						
R1/170	ASSUMED	W2/170	13.88	14.43	-0.55	-3.96
R1/170	ASSUMED	W3/170	16.97	18.73	-1.76	-10.37
R2/170	KITCHEN_ASSUMED	W1/170	17.77	18.47	-0.70	-3.94
R1/171	BEDROOM_ASSUMED	W1/171	35.87	31.99	3.88	10.82
35 Norcutt Road						
R2/180	KITCHEN_ASSUMED	W4/180	17.70	18.02	-0.32	-1.81
R3/180	ASSUMED	W2/180	9.46	22.36	-12.90	-136.36
R3/180	ASSUMED	W3/180	16.83	16.89	-0.06	-0.36
R1/181	BEDROOM_ASSUMED	W1/181	36.04	32.48	3.56	9.88
33 Norcutt Road						
R1/190	KITCHEN	W1/190	23.46	24.39	-0.93	-3.96
R1/190	KITCHEN	W2/190	20.18	21.96	-1.78	-8.82
R1/191	BEDROOM	W1/191	35.85	32.64	3.21	8.95
31 Norcutt Road						
R1/200	ASSUMED	W1/200	14.44	23.23	-8.79	-60.87
R1/200	ASSUMED	W2/200	15.67	23.75	-8.08	-51.56
R2/200	KITCHEN_ASSUMED	W3/200	14.76	14.61	0.15	1.02
R1/201	BEDROOM_ASSUMED	W1/201	35.49	32.88	2.61	7.35
R1/202	ASSUMED	W1/202	87.63	87.26	0.37	0.42
29 Norcutt Road						
R1/210	KITCHEN_ASSUMED	W1/210	16.01	15.99	0.02	0.12
R2/210	ASSUMED	W2/210	11.76	12.07	-0.31	-2.64
R2/210	ASSUMED	W3/210	13.80	20.66	-6.86	-49.71



ANALYSIS

Greggs Bakery, Twickenham P1886, London
EXISTING vs PR240222_Industrial
P1886 - rel13

DAYLIGHT

Room	Room Use	Window	Existing VSC	Proposed VSC	Loss	%Loss
R1/211	BEDROOM_ASSUMED	W1/211	35.15	32.63	2.52	7.17
R1/212	ASSUMED	W1/212	87.63	87.32	0.31	0.35
27 Norcutt Road						
R1/220	ASSUMED	W1/220	14.14	20.43	-6.29	-44.48
R1/220	ASSUMED	W2/220	14.71	14.74	-0.03	-0.20
R2/220	KITCHEN_ASSUMED	W3/220	16.49	16.26	0.23	1.39
R1/221	BEDROOM_ASSUMED	W1/221	34.41	32.44	1.97	5.73
25 Norcutt Road						
R1/230	KITCHEN_ASSUMED	W1/230	15.19	14.73	0.46	3.03
R1/230	KITCHEN_ASSUMED	W2/230	15.21	15.18	0.03	0.20
R1/231	BEDROOM_ASSUMED	W1/231	32.92	32.48	0.44	1.34
23 Norcutt Road						
R2/240	KITCHEN	W2/240	9.30	9.28	0.02	0.22
R1/241	BEDROOM	W1/241	31.82	32.58	-0.76	-2.39
21 Norcutt Road						
R1/250	KITCHEN_ASSUMED	W1/250	13.85	20.21	-6.36	-45.92
R1/250	KITCHEN_ASSUMED	W2/250	60.73	61.48	-0.75	-1.23
R1/250	KITCHEN_ASSUMED	W3/250	18.04	22.25	-4.21	-23.34
R1/252	BEDROOM_ASSUMED	W1/252	33.99	34.55	-0.56	-1.65
19 Norcutt Road						
R1/260	KITCHEN	W1/260	15.09	20.23	-5.14	-34.06
R1/260	KITCHEN	W2/260	56.15	56.55	-0.40	-0.71
R1/260	KITCHEN	W3/260	13.41	20.49	-7.08	-52.80
R1/260	KITCHEN	W4/260	15.95	21.21	-5.26	-32.98
R1/262	BEDROOM	W1/262	34.83	35.56	-0.73	-2.10

17 Norcutt Road



ANALYSIS

Greggs Bakery, Twickenham P1886, London
EXISTING vs PR240222_Industrial
P1886 - rel13

DAYLIGHT

Room	Room Use	Window	Existing VSC	Proposed VSC	Loss	%Loss
R1/270	KITCHEN_ASSUMED	W1/270	12.14	20.06	-7.92	-65.24
R1/270	KITCHEN_ASSUMED	W2/270	25.47	26.57	-1.10	-4.32
R1/271	3EDROOM_ASSUMED	W1/271	30.20	32.09	-1.89	-6.26
15 Norcutt Road						
R1/280	KITCHEN	W1/280	6.97	21.88	-14.91	-213.92
R1/280	KITCHEN	W2/280	67.36	68.74	-1.38	-2.05
R1/280	KITCHEN	W3/280	7.57	22.07	-14.50	-191.55
R1/282	BEDROOM_NO_ROL	W1/282	36.38	36.74	-0.36	-0.99
13 Norcutt Road						
R1/290	LKD	W1/290	17.70	19.12	-1.42	-8.02
R1/290	LKD	W2/290	24.08	25.42	-1.34	-5.56
R1/292	BEDROOM	W1/292	35.91	36.40	-0.49	-1.36
R1/292		W2/292	86.46	86.46	0.00	0.00
11 Norcutt Road						
R2/300	KITCHEN_ASSUMED	W5/300	12.35	12.87	-0.52	-4.21
R3/300	ASSUMED	W2/300	22.98	27.07	-4.09	-17.80
R3/300	ASSUMED	W3/300	21.11	26.88	-5.77	-27.33
R3/300	ASSUMED	W4/300	9.75	9.75	0.00	0.00
R1/301	3EDROOM_ASSUMED	W1/301	2.20	2.21	-0.01	-0.45
R1/301	3EDROOM_ASSUMED	W2/301	32.42	34.12	-1.70	-5.24
9 Norcutt Road						
R1/310	KITCHEN_ASSUMED	W1/310	10.73	11.20	-0.47	-4.38
R2/310	ASSUMED	W2/310	20.19	28.47	-8.28	-41.01
R1/311	ASSUMED	W1/311	32.65	34.21	-1.56	-4.78
R1/311	ASSUMED	W2/311	33.12	34.52	-1.40	-4.23
R1/312	3EDROOM_ASSUMED	W1/312	37.50	37.63	-0.13	-0.35
7 Norcutt Road						
R1/320	KITCHEN	W3/320	20.60	29.33	-8.73	-42.38



ANALYSIS

Greggs Bakery, Twickenham P1886, London
EXISTING vs PR240222_Industrial
P1886 - rel13

DAYLIGHT

Room	Room Use	Window	Existing VSC	Proposed VSC	Loss	%Loss
R1/320	KITCHEN	W4/320	18.29	27.18	-8.89	-48.61
R1/320	KITCHEN	W5/320	22.43	26.50	-4.07	-18.15
R1/322	BEDROOM_NO_ROL	W1/322	85.73	85.73	0.00	0.00
R1/322	BEDROOM_NO_ROL	W2/322	37.77	37.83	-0.06	-0.16
R1/322	BEDROOM_NO_ROL	W3/322	37.48	37.66	-0.18	-0.48

5 Norcutt Road

R1/330	LKD_ASSUMED	W1/330	28.60	31.94	-3.34	-11.68
R1/330	LKD_ASSUMED	W2/330	53.56	53.89	-0.33	-0.62
R1/330	LKD_ASSUMED	W3/330	29.46	32.03	-2.57	-8.72
R1/330	LKD_ASSUMED	W4/330	30.81	32.58	-1.77	-5.74
R1/331	3EDROOM_ASSUMED	W1/331	33.52	34.11	-0.59	-1.76

3 Norcutt Road

R1/340	KD_NO_ROL	W1/340	27.29	27.06	0.23	0.84
R1/340	KD_NO_ROL	W2/340	29.40	29.40	0.00	0.00
R1/341	BEDROOM_NO_ROL	W1/341	35.70	35.99	-0.29	-0.81
R1/342	BEDROOM	W1/342	38.58	38.39	0.19	0.49
R1/342	BEDROOM	W2/342	38.67	38.45	0.22	0.57
R1/342	BEDROOM	W3/342	88.17	88.17	0.00	0.00

1 Norcutt Road

R1/350	KD	W1/350	34.61	34.52	0.09	0.26
R1/350	KD	W2/350	32.97	33.61	-0.64	-1.94
R2/350	PLAYROOM	W3/350	26.96	26.71	0.25	0.93
R1/351	BEDROOM	W1/351	15.08	14.94	0.14	0.93
R2/351	BEDROOM	W2/351	37.64	37.37	0.27	0.72

71 Edwin Road

R2/360	SSUMED_LIVINGROO	W2/360	26.16	26.01	0.15	0.57
R1/361	3EDROOM_ASSUMED	W1/361	19.15	18.95	0.20	1.04
R1/361	3EDROOM_ASSUMED	W2/361	24.18	23.99	0.19	0.79

50 Edwin Road



ANALYSIS

Greggs Bakery, Twickenham P1886, London
 EXISTING vs PR240222_Industrial
 P1886 - rel13

DAYLIGHT

Room	Room Use	Window	Existing VSC	Proposed VSC	Loss	%Loss
R1/1040	ASSUMED_KITCHEN	W2/1040	16.67	25.95	-9.28	-55.67
R1/1040	ASSUMED_KITCHEN	W3/1040	24.52	25.98	-1.46	-5.95
R1/1040	ASSUMED_KITCHEN	W4/1040	25.72	30.21	-4.49	-17.46
R1/1041	ASSUMED	W1/1041	36.47	36.52	-0.05	-0.14
R1/1060	ASSUMED_LIVINGROOM	W1/1060	18.38	20.95	-2.57	-13.98
R1/1061	ASSUMED	W1/1061	30.62	30.56	0.06	0.20
52 Edwin Road						
R1/1050	LIVINGROOM	W1/1050	32.44	33.51	-1.07	-3.30
R1/1050	LIVINGROOM	W2/1050	52.43	52.40	0.03	0.06
R1/1051	ASSUMED	W1/1051	36.51	36.44	0.07	0.19
R1/1052	ASSUMED	W1/1052	38.44	38.27	0.17	0.44
R1/1052	ASSUMED	W2/1052	30.85	30.82	0.03	0.10
R1/1071	ASSUMED	W1/1071	24.77	24.48	0.29	1.17
R1/1072	ASSUMED	W1/1072	28.96	28.72	0.24	0.83
2 Crane Road						
R1/1030	ASSUMED_DINING	W1/1030	23.38	23.38	0.00	0.00
R2/1030	ASSUMED_KITCHEN	W2/1030	26.56	26.56	0.00	0.00
R2/1030	ASSUMED_KITCHEN	W3/1030	31.77	31.77	0.00	0.00
4 Crane Road						
R1/1020	ASSUMED_KD	W1/1020	31.69	31.82	-0.13	-0.41
R1/1020	ASSUMED_KD	W2/1020	77.46	77.36	0.10	0.13
R1/1020	ASSUMED_KD	W3/1020	69.29	69.21	0.08	0.12
R1/1020	ASSUMED_KD	W4/1020	49.13	49.10	0.03	0.06
R1/1020	ASSUMED_KD	W5/1020	35.44	35.44	0.00	0.00
R1/1020	ASSUMED_KD	W6/1020	53.89	53.89	0.00	0.00
R1/1020	ASSUMED_KD	W7/1020	74.26	74.26	0.00	0.00
6 Crane Road						
R1/1010	ASSUMED_DINING	W1/1010	13.93	13.88	0.05	0.36



ANALYSIS

Greggs Bakery, Twickenham P1886, London
 EXISTING vs PR240222_Industrial
 P1886 - rel13

DAYLIGHT

Room	Room Use	Window	Existing VSC	Proposed VSC	Loss	%Loss
R2/1010	ASSUMED_KITCHEN	W2/1010	6.60	6.60	0.00	0.00
R2/1010	ASSUMED_KITCHEN	W3/1010	11.03	11.03	0.00	0.00
R2/1010	ASSUMED_KITCHEN	W4/1010	28.97	29.01	-0.04	-0.14
R2/1010	ASSUMED_KITCHEN	W5/1010	23.68	23.55	0.13	0.55

8 Crane Road

R1/1000	KD	W1/1000	32.72	32.78	-0.06	-0.18
R1/1000	KD	W2/1000	68.23	68.21	0.02	0.03
R1/1000	KD	W3/1000	72.75	72.75	0.00	0.00
R1/1000	KD	W4/1000	33.52	33.52	0.00	0.00

10 Crane Road

R1/990	KD	W1/990	31.96	32.10	-0.14	-0.44
R1/990	KD	W2/990	33.76	33.75	0.01	0.03
R1/990	KD	W3/990	71.25	71.22	0.03	0.04
R1/990	KD	W4/990	66.10	66.10	0.00	0.00

12 Crane Road

R1/970	ASSUMED_KITCHEN	W1/970	9.89	9.96	-0.07	-0.71
R1/970	ASSUMED_KITCHEN	W2/970	17.80	17.84	-0.04	-0.22
R1/970	ASSUMED_KITCHEN	W3/970	31.97	32.13	-0.16	-0.50
R1/980	ASSUMED_DINING	W1/980	13.39	13.29	0.10	0.75

14 Crane Road

R1/960	CHEN/GARDEN_ROC	W1/960	32.70	32.90	-0.20	-0.61
R1/960	CHEN/GARDEN_ROC	W2/960	56.00	55.80	0.20	0.36
R1/960	CHEN/GARDEN_ROC	W3/960	67.30	67.10	0.20	0.30
R1/960	CHEN/GARDEN_ROC	W4/960	33.22	33.21	0.01	0.03
R1/960	CHEN/GARDEN_ROC	W5/960	48.72	48.71	0.01	0.02
R1/960	CHEN/GARDEN_ROC	W6/960	68.09	68.08	0.01	0.01
R1/960	CHEN/GARDEN_ROC	W7/960	73.46	73.45	0.01	0.01

16 Crane Road

R1/940	KITCHEN	W1/940	31.24	31.54	-0.30	-0.96
R1/940	KITCHEN	W2/940	13.84	13.85	-0.01	-0.07
R1/950	DINING	W1/950	15.92	16.03	-0.11	-0.69

18 Crane Road



ANALYSIS

Greggs Bakery, Twickenham P1886, London
 EXISTING vs PR240222_Industrial
 P1886 - rel13

DAYLIGHT

Room	Room Use	Window	Existing VSC	Proposed VSC	Loss	%Loss
R1/930	ASSUMED_DINING	W2/930	15.48	15.60	-0.12	-0.78
R2/930	ASSUMED_KITCHEN	W3/930	11.52	11.52	0.00	0.00
R2/930	ASSUMED_KITCHEN	W5/930	7.73	7.70	0.03	0.39
R3/930	ASSUMED_KITCHEN	W1/930	34.31	34.73	-0.42	-1.22
R3/930	ASSUMED_KITCHEN	W4/930	19.09	19.13	-0.04	-0.21
20 Crane Road						
R1/920	ASSUMED_KITCHEN	W2/920	31.25	31.38	-0.13	-0.42
R1/920	ASSUMED_KITCHEN	W3/920	16.00	16.01	-0.01	-0.06
R2/920	ASSUMED_DINING	W1/920	20.05	20.29	-0.24	-1.20
22 Crane Road						
R1/910	KITCHEN	W1/910	32.97	33.45	-0.48	-1.46
R1/910	KITCHEN	W2/910	33.59	34.09	-0.50	-1.49
R1/910	KITCHEN	W3/910	59.26	59.29	-0.03	-0.05
24 Crane Road						
R1/900	ASSUMED_RESI	W4/900	34.13	34.19	-0.06	-0.18
R1/900	ASSUMED_RESI	W5/900	24.33	23.79	0.54	2.22
R2/900	ASSUMED_RESI	W2/900	9.37	9.20	0.17	1.81
R2/900	ASSUMED_RESI	W3/900	16.38	16.09	0.29	1.77
R3/900	ASSUMED_RESI	W1/900	14.56	14.32	0.24	1.65
26 Crane Road						
R1/890	ASSUMED_RESI	W2/890	13.73	13.81	-0.08	-0.58
R2/890	ASSUMED_RESI	W4/890	15.99	16.30	-0.31	-1.94
R3/890	ASSUMED_RESI	W1/890	32.39	32.19	0.20	0.62
R3/890	ASSUMED_RESI	W3/890	28.49	28.83	-0.34	-1.19
28 Crane Road						
R2/880	KITCHEN	W2/880	1.00	1.00	0.00	0.00
R2/880	KITCHEN	W3/880	8.68	8.59	0.09	1.04
R2/880	KITCHEN	W4/880	16.23	15.55	0.68	4.19



ANALYSIS

Greggs Bakery, Twickenham P1886, London
EXISTING vs PR240222_Industrial
P1886 - rel13

DAYLIGHT

Room	Room Use	Window	Existing VSC	Proposed VSC	Loss	%Loss
R4/880	DINING	W1/880	12.42	11.94	0.48	3.86
30 Crane Road						
R1/870	LD	W1/870	31.08	29.66	1.42	4.57
R1/870	LD	W2/870	38.97	38.92	0.05	0.13
R1/870	LD	W3/870	55.53	55.44	0.09	0.16
R1/870	LD	W4/870	74.93	74.88	0.05	0.07
R1/870	LD	W5/870	69.51	69.50	0.01	0.01
32 Crane Road						
R1/860	LKD	W1/860	31.14	29.14	2.00	6.42
R1/860	LKD	W2/860	54.58	54.19	0.39	0.71
R1/860	LKD	W3/860	37.73	37.55	0.18	0.48
R1/860	LKD	W4/860	74.79	74.04	0.75	1.00
R1/860	LKD	W5/860	67.99	67.99	0.00	0.00
34 Crane Road						
R1/850	KITCHEN_ASSUMED	W1/850	33.39	30.95	2.44	7.31
R1/850	KITCHEN_ASSUMED	W2/850	21.00	20.72	0.28	1.33
R1/850	KITCHEN_ASSUMED	W3/850	74.20	73.48	0.72	0.97
R1/850	KITCHEN_ASSUMED	W4/850	76.80	75.94	0.86	1.12
R1/850	KITCHEN_ASSUMED	W5/850	5.77	5.73	0.04	0.69
R2/850	DINING_ASSUMED	W6/850	12.64	12.26	0.38	3.01
36 Crane Road						
R1/840	KITCHEN	W2/840	16.05	15.78	0.27	1.68
R1/840	KITCHEN	W3/840	26.79	26.26	0.53	1.98
R1/840	KITCHEN	W4/840	33.44	30.60	2.84	8.49
R1/840	KITCHEN	W5/840	21.07	20.88	0.19	0.90
R1/840	KITCHEN	W6/840	22.32	21.94	0.38	1.70
R2/840	LIVINGROOM	W1/840	13.24	12.88	0.36	2.72
38 Crane Road						
R1/430	KITCHEN_ASSUMED	W1/430	7.34	7.10	0.24	3.27
R1/430	KITCHEN_ASSUMED	W2/430	12.57	12.25	0.32	2.55
R1/430	KITCHEN_ASSUMED	W4/430	26.58	24.75	1.83	6.88
R1/440	NINGROOM_ASSUMI	W1/440	13.42	12.69	0.73	5.44



ANALYSIS

Greggs Bakery, Twickenham P1886, London
EXISTING vs PR240222_Industrial
P1886 - rel13

DAYLIGHT

Room	Room Use	Window	Existing VSC	Proposed VSC	Loss	%Loss
R1/441	3EDROOM_ASSUMEC	W1/441	29.42	28.78	0.64	2.18
40 Crane Road						
R1/450	ASSUMED	W1/450	33.95	30.98	2.97	8.75
R1/450	ASSUMED	W2/450	24.69	23.31	1.38	5.59
R2/450	KITCHEN_ASSUMED	W3/450	15.78	15.43	0.35	2.22
R2/450	KITCHEN_ASSUMED	W4/450	9.82	9.65	0.17	1.73
R1/451	ASSUMED	W1/451	36.41	34.62	1.79	4.92
R2/451	ASSUMED	W2/451	17.71	17.59	0.12	0.68
R1/460	NINGROOM_ASSUMI	W1/460	15.36	14.84	0.52	3.39
R1/461	3EDROOM_ASSUMEC	W1/461	28.62	28.35	0.27	0.94
42 Crane Road						
R1/470	NINGROOM_ASSUMI	W1/470	14.54	14.05	0.49	3.37
R1/471	3EDROOM_ASSUMEC	W1/471	29.14	28.70	0.44	1.51
R1/480	KITCHEN_ASSUMED	W1/480	9.17	9.04	0.13	1.42
R1/480	KITCHEN_ASSUMED	W2/480	15.50	15.26	0.24	1.55
R1/480	KITCHEN_ASSUMED	W3/480	33.44	30.73	2.71	8.10
R1/480	KITCHEN_ASSUMED	W4/480	30.16	28.62	1.54	5.11
R2/481	3EDROOM_ASSUMEC	W2/481	36.29	34.39	1.90	5.24
44 Crane Road						
R1/490	LKD	W1/490	32.73	30.07	2.66	8.13
R1/490	LKD	W2/490	13.76	13.44	0.32	2.33
R1/490	LKD	W3/490	8.97	8.77	0.20	2.23
R1/490	LKD	W4/490	31.32	31.31	0.01	0.03
R1/490	LKD	W5/490	13.88	13.33	0.55	3.96
R1/490	LKD	W6/490	25.32	25.32	0.00	0.00
R1/490	LKD	W7/490	31.33	31.33	0.00	0.00
R1/491	BEDROOM	W1/491	36.24	34.27	1.97	5.44
R1/501	BEDROOM	W1/501	29.71	29.13	0.58	1.95

46 Crane Road



ANALYSIS

Greggs Bakery, Twickenham P1886, London
 EXISTING vs PR240222_Industrial
 P1886 - rel13

DAYLIGHT

Room	Room Use	Window	Existing VSC	Proposed VSC	Loss	%Loss
R1/510	KITCHEN_ASSUMED	W1/510	11.74	11.53	0.21	1.79
R1/510	KITCHEN_ASSUMED	W2/510	17.38	16.90	0.48	2.76
R1/510	KITCHEN_ASSUMED	W3/510	79.82	78.20	1.62	2.03
R1/510	KITCHEN_ASSUMED	W4/510	32.15	28.87	3.28	10.20
R1/510	KITCHEN_ASSUMED	W5/510	32.41	29.19	3.22	9.94
R1/510	KITCHEN_ASSUMED	W6/510	77.22	75.58	1.64	2.12
R2/511	3EDROOM_ASSUMED	W2/511	36.08	33.86	2.22	6.15
R1/520	NINGROOM_ASSUMED	W2/520	14.44	13.95	0.49	3.39
R1/521	3EDROOM_ASSUMED	W2/521	26.77	26.52	0.25	0.93

48 Crane Road

R1/530	KITCHEN_ASSUMED	W1/530	78.54	76.81	1.73	2.20
R1/530	KITCHEN_ASSUMED	W2/530	29.54	26.53	3.01	10.19
R1/530	KITCHEN_ASSUMED	W3/530	82.47	80.68	1.79	2.17
R1/530	KITCHEN_ASSUMED	W4/530	28.73	26.50	2.23	7.76
R1/530	KITCHEN_ASSUMED	W5/530	51.46	50.66	0.80	1.55
R1/530	KITCHEN_ASSUMED	W6/530	38.78	38.56	0.22	0.57
R1/531	3EDROOM_ASSUMED	W1/531	35.96	33.57	2.39	6.65
R1/532	3EDROOM_ASSUMED	W1/532	38.09	36.79	1.30	3.41
R1/532	3EDROOM_ASSUMED	W2/532	30.84	28.73	2.11	6.84
R1/541	3EDROOM_ASSUMED	W1/541	23.82	22.92	0.90	3.78
R1/542	3EDROOM_ASSUMED	W1/542	32.20	30.92	1.28	3.98

50 Crane Road

R1/550	KD_NO_ROL	W1/550	0.58	0.58	0.00	0.00
R1/550	KD_NO_ROL	W2/550	70.06	69.57	0.49	0.70
R1/550	KD_NO_ROL	W3/550	77.62	77.08	0.54	0.70
R1/550	KD_NO_ROL	W4/550	31.03	27.33	3.70	11.92
R1/550	KD_NO_ROL	W5/550	73.30	70.86	2.44	3.33
R1/550	KD_NO_ROL	W6/550	59.83	57.59	2.24	3.74
R1/551	3EDROOM_ASSUMED	W1/551	35.71	32.87	2.84	7.95
R1/560	LIVINGROOM	W1/560	9.41	9.41	0.00	0.00
R1/560	LIVINGROOM	W2/560	18.61	18.59	0.02	0.11



ANALYSIS

Greggs Bakery, Twickenham P1886, London
EXISTING vs PR240222_Industrial
P1886 - rel13

DAYLIGHT

Room	Room Use	Window	Existing VSC	Proposed VSC	Loss	%Loss
R1/561	3EDROOM_ASSUMEC	W1/561	25.75	25.50	0.25	0.97
52 Crane Road						
R1/570	KITCHEN_ASSUMED	W1/570	27.08	23.68	3.40	12.56
R1/570	KITCHEN_ASSUMED	W2/570	31.72	27.92	3.80	11.98
R1/570	KITCHEN_ASSUMED	W3/570	13.41	11.97	1.44	10.74
R1/570	KITCHEN_ASSUMED	W4/570	8.88	8.26	0.62	6.98
R1/571	BEDROOM	W1/571	35.48	32.29	3.19	8.99
R1/580	NINGROOM_ASSUMI	W1/580	13.66	12.58	1.08	7.91
R1/581	3EDROOM_ASSUMEC	W1/581	29.84	28.10	1.74	5.83
R1/582	3EDROOM_ASSUMEC	W1/582	85.96	84.55	1.41	1.64
54 Crane Road						
R1/590	NSERVATORY_ASSUN	W1/590	71.24	70.34	0.90	1.26
R1/590	NSERVATORY_ASSUN	W2/590	17.08	16.88	0.20	1.17
R1/590	NSERVATORY_ASSUN	W3/590	29.74	25.78	3.96	13.32
R1/590	NSERVATORY_ASSUN	W4/590	63.59	59.59	4.00	6.29
R1/600	KITCHEN_ASSUMED	W1/600	14.08	13.75	0.33	2.34
R1/601	3EDROOM_ASSUMEC	W1/601	34.81	30.91	3.90	11.20
R1/610	NINGROOM_ASSUMI	W1/610	13.64	12.84	0.80	5.87
R1/611	3EDROOM_ASSUMEC	W1/611	28.70	28.24	0.46	1.60
56 Crane Road						
R1/620	KD_NO_ROL	W1/620	69.56	67.14	2.42	3.48
R1/620	KD_NO_ROL	W2/620	24.64	21.24	3.40	13.80
R1/620	KD_NO_ROL	W3/620	70.21	65.92	4.29	6.11
R1/620	KD_NO_ROL	W4/620	44.43	42.65	1.78	4.01
R1/620	KD_NO_ROL	W5/620	34.40	33.04	1.36	3.95
R1/621	3EDROOM_ASSUMEC	W1/621	33.89	29.64	4.25	12.54
R1/631	3EDROOM_ASSUMEC	W1/631	27.36	23.63	3.73	13.63
R2/632	3EDROOM_ASSUMEC	W2/632	37.47	34.11	3.36	8.97



ANALYSIS

Greggs Bakery, Twickenham P1886, London
 EXISTING vs PR240222_Industrial
 P1886 - rel13

DAYLIGHT

Room	Room Use	Window	Existing VSC	Proposed VSC	Loss	%Loss
58 Crane Road						
R2/640	KD	W1/640	12.96	11.49	1.47	11.34
R2/640	KD	W2/640	37.12	36.54	0.58	1.56
R2/640	KD	W3/640	39.08	38.82	0.26	0.67
R2/641	KD_ASSUMED	W2/641	23.54	23.31	0.23	0.98
R3/641	3BEDROOM_ASSUMED	W1/641	26.87	25.54	1.33	4.95
R1/642	ASSUMED	W2/642	34.54	25.17	9.37	27.13
R2/642	3BEDROOM_ASSUMED	W1/642	36.42	31.42	5.00	13.73
4 Gould Road						
R1/670	INSERVATORY_NO_R	W1/670	23.82	15.29	8.53	35.81
R1/670	INSERVATORY_NO_R	W2/670	76.73	72.48	4.25	5.54
R1/670	INSERVATORY_NO_R	W3/670	32.31	28.94	3.37	10.43
R1/680	DINING	W1/680	20.36	15.59	4.77	23.43
R2/680	KITCHEN	W2/680	17.94	9.04	8.90	49.61
R2/680	KITCHEN	W3/680	23.73	13.13	10.60	44.67
R1/681	BEDROOM	W1/681	31.02	27.98	3.04	9.80
6 Gould Road						
R1/700	KITCHEN	W1/700	29.66	28.01	1.65	5.56
R1/700	KITCHEN	W2/700	35.20	32.88	2.32	6.59
R1/700	KITCHEN	W3/700	30.09	28.60	1.49	4.95
R1/700	KITCHEN	W4/700	8.21	8.11	0.10	1.22
R1/710	LD	W1/710	14.75	14.03	0.72	4.88
R1/710	LD	W2/710	31.74	31.74	0.00	0.00
R1/710	LD	W3/710	31.57	31.57	0.00	0.00
R1/711	BEDROOM	W1/711	18.82	18.13	0.69	3.67
R1/712	BEDROOM_NO_ROL	W1/712	97.10	97.10	0.00	0.00
R1/712	BEDROOM_NO_ROL	W2/712	26.91	26.91	0.00	0.00
R1/712	BEDROOM_NO_ROL	W3/712	87.18	87.19	-0.01	-0.01
R1/712	BEDROOM_NO_ROL	W4/712	87.06	87.06	0.00	0.00
8 Gould Road						



ANALYSIS

Greggs Bakery, Twickenham P1886, London
 EXISTING vs PR240222_Industrial
 P1886 - rel13

DAYLIGHT

Room	Room Use	Window	Existing VSC	Proposed VSC	Loss	%Loss
R1/720	KD_NO_ROL	W1/720	28.10	28.08	0.02	0.07
R1/720	KD_NO_ROL	W2/720	41.28	40.78	0.50	1.21
R1/720	KD_NO_ROL	W3/720	34.44	32.43	2.01	5.84
R1/720	KD_NO_ROL	W4/720	32.07	30.15	1.92	5.99
R1/720	KD_NO_ROL	W5/720	34.09	31.78	2.31	6.78
R1/721	BEDROOM	W1/721	38.07	36.54	1.53	4.02
R1/722	OOM_ASSUMED_NC	W1/722	39.21	38.76	0.45	1.15
R1/731	BEDROOM	W1/731	19.75	19.26	0.49	2.48
R1/732	OOM_ASSUMED_NC	W1/732	30.27	30.25	0.02	0.07

10 Gould Road

R1/740	KITCHEN_ASSUMED	W1/740	34.09	32.39	1.70	4.99
R1/740	KITCHEN_ASSUMED	W2/740	13.27	13.19	0.08	0.60
R1/740	KITCHEN_ASSUMED	W3/740	11.06	10.98	0.08	0.72
R2/740	DINING_ASSUMED	W4/740	15.95	15.19	0.76	4.76
R1/751	3BEDROOM_ASSUMED	W1/751	30.27	29.81	0.46	1.52

12 Gould Road

R1/760	DINING_ASSUMED	W1/760	16.00	15.36	0.64	4.00
R2/760	KITCHEN_ASSUMED	W2/760	11.14	10.98	0.16	1.44
R2/760	KITCHEN_ASSUMED	W3/760	13.31	13.17	0.14	1.05
R2/760	KITCHEN_ASSUMED	W4/760	35.00	33.08	1.92	5.49
R1/761	3BEDROOM_ASSUMED	W1/761	30.68	29.97	0.71	2.31

14 Gould Road

R1/780	HEN_ASSUMED_NO_	W1/780	31.42	30.72	0.70	2.23
R1/780	HEN_ASSUMED_NO_	W2/780	39.33	39.33	0.00	0.00
R1/781	BEDROOM	W1/781	37.27	36.33	0.94	2.52
R2/782	BEDROOM	W2/782	29.07	29.07	0.00	0.00
R2/782	BEDROOM	W3/782	84.39	84.40	-0.01	-0.01
R2/782	BEDROOM	W4/782	87.25	87.27	-0.02	-0.02



ANALYSIS

Greggs Bakery, Twickenham P1886, London
 EXISTING vs PR240222_Industrial
 P1886 - rel13

DAYLIGHT

Room	Room Use	Window	Existing VSC	Proposed VSC	Loss	%Loss
32 Gould Road, Crane Mews						
R1/800		W1/800	29.48	29.22	0.26	0.88
R2/800		W2/800	17.71	16.11	1.60	9.03
R2/800		W3/800	38.88	38.88	0.00	0.00
R1/801		W1/801	32.68	32.36	0.32	0.98
R2/801		W2/801	38.87	38.87	0.00	0.00
3 Mereway Cottages, Mereway Road						
R1/810	ASSUMED	w1/810	75.35	75.13	0.22	0.29
R1/810	ASSUMED	W2/810	24.22	22.63	1.59	6.56
R1/810	ASSUMED	W3/810	21.23	19.83	1.40	6.59
R1/810	ASSUMED	W4/810	32.29	31.63	0.66	2.04
R1/810	ASSUMED	W5/810	12.74	12.12	0.62	4.87
R1/810	ASSUMED	W6/810	86.79	86.79	0.00	0.00
R1/810	ASSUMED	W7/810	86.22	85.55	0.67	0.78
R2/810	ASSUMED	W8/810	33.25	31.75	1.50	4.51
R2/810	ASSUMED	W9/810	29.86	28.68	1.18	3.95
R2/810	ASSUMED	W12/810	84.00	83.54	0.46	0.55
R2/810	ASSUMED	W13/810	83.11	83.03	0.08	0.10
R3/810	ASSUMED	W10/810	19.65	18.64	1.01	5.14
R3/810	ASSUMED	W11/810	81.40	80.82	0.58	0.71
R3/810	ASSUMED	W14/810	86.01	85.46	0.55	0.64
R3/810	ASSUMED	W15/810	32.08	30.91	1.17	3.65
R4/810	BEDROOM	W16/810	35.31	34.03	1.28	3.63
R4/810	BEDROOM	W17/810	85.74	84.99	0.75	0.87
R6/810	BEDROOM	W19/810	31.25	30.44	0.81	2.59
R6/810	BEDROOM	W20/810	33.74	32.97	0.77	2.28
R6/810	BEDROOM	W21/810	34.47	33.68	0.79	2.29
R6/810	BEDROOM	W22/810	33.97	33.01	0.96	2.83
R1/820	ASSUMED	W1/820	34.39	34.42	-0.03	-0.09
R1/820	ASSUMED	W2/820	34.56	34.69	-0.13	-0.38
R1/820	ASSUMED	W3/820	30.87	31.06	-0.19	-0.62
R1/820	ASSUMED	W4/820	30.19	30.43	-0.24	-0.79
R1/820	ASSUMED	W5/820	29.69	29.88	-0.19	-0.64
R1/830	ASSUMED	W1/830	26.86	27.22	-0.36	-1.34



ANALYSIS

Greggs Bakery, Twickenham P1886, London
EXISTING vs PR240222_Industrial
P1886 - rel13

DAYLIGHT

Room	Room Use	Window	Existing VSC	Proposed VSC	Loss	%Loss
R1/830	ASSUMED	W2/830	25.75	26.23	-0.48	-1.86



ANALYSIS

Greggs Bakery, Twickenham P1886, London
 EXISTING vs PR240222_Industrial
 P1886 - rel13

NSL

Room	Room Use	Whole Room sq ft	Existing sq ft	Proposed sq ft	Loss sq ft	%Loss
------	----------	------------------	----------------	----------------	------------	-------

73 Norcutt Road, Alcott House

R1/10	LK_ASSUMED	231.4	46.6	44.7	1.9	4.1
R2/10	BEDROOM_ASSUMED	146.8	65.0	60.2	4.8	7.4
R3/10	BEDROOM_ASSUMED	121.7	116.1	72.4	43.8	37.7
R4/10	BEDROOM_ASSUMED	77.2	75.6	61.7	13.9	18.4
R5/10	BEDROOM_ASSUMED	109.5	85.4	98.5	-13.1	-15.3
R6/10	LK_ASSUMED	218.3	207.6	205.8	1.8	0.9
R7/10	BEDROOM_ASSUMED	160.6	123.9	123.9	0.0	0.0
R8/10	BEDROOM_ASSUMED	150.5	123.9	123.9	0.0	0.0
R9/10	LK_ASSUMED	264.2	261.3	261.3	0.0	0.0
R1/11	LOUNGE	178.7	177.6	177.6	0.0	0.0
R2/11	KITCHEN	88.6	35.8	35.8	0.0	0.0
R3/11	KITCHEN	88.6	35.7	35.7	0.0	0.0
R4/11	LOUNGE	178.7	177.0	149.2	27.8	15.7
R5/11	BEDROOM	136.6	131.6	124.3	7.3	5.5
R6/11	BEDROOM	98.3	97.3	97.3	0.0	0.0
R7/11	LIVINGROOM	264.2	263.0	260.9	2.1	0.8
R8/11	BEDROOM	145.4	141.2	141.2	0.0	0.0
R9/11	BEDROOM	150.5	144.3	144.3	0.0	0.0
R10/11	LIVINGROOM	264.2	262.7	262.7	0.0	0.0
R1/12	LOUNGE	178.7	177.8	177.8	0.0	0.0
R2/12	KITCHEN	88.6	51.3	51.3	0.0	0.0
R3/12	KITCHEN	88.6	52.1	52.1	0.0	0.0
R4/12	LOUNGE	178.7	177.0	170.9	6.1	3.4
R5/12	BEDROOM	136.6	132.9	132.9	0.0	0.0
R6/12	BEDROOM	98.3	97.3	97.3	0.0	0.0
R7/12	LIVINGROOM	264.2	263.0	263.0	0.0	0.0
R8/12	BEDROOM	145.4	141.2	141.2	0.0	0.0
R9/12	BEDROOM	150.5	144.3	144.3	0.0	0.0
R10/12	LIVINGROOM	264.2	263.0	263.0	0.0	0.0

65-71 Norcutt Road

R2/20	CONSERVATORY	75.9	75.9	75.9	0.0	0.0
R1/21	BEDROOM_ASSUMED	106.6	102.9	102.9	0.0	0.0
R1/30	CONSERVATORY	76.2	76.2	76.2	0.0	0.0
R1/31	BEDROOM_ASSUMED	106.9	102.3	102.3	0.0	0.0

63 Norcutt Road

R1/40	CONSERVATORY	76.0	76.0	76.0	0.0	0.0
R1/41	BEDROOM	115.9	109.7	109.7	0.0	0.0
R1/42	BEDROOM	245.0	231.1	231.1	0.0	0.0

61 Norcutt Road



ANALYSIS

Greggs Bakery, Twickenham P1886, London
EXISTING vs PR240222_Industrial
P1886 - rel13

NSL

Room	Room Use	Whole Room sq ft	Existing sq ft	Proposed sq ft	Loss sq ft	%Loss
R1/50	CONSERVATORY_ASSUMED	75.0	75.0	75.0	0.0	0.0
R1/51	BEDROOM_ASSUMED	115.9	110.3	110.3	0.0	0.0
R1/52	BEDROOM_ASSUMED	245.0	230.8	230.8	0.0	0.0
59 Norcutt Road						
R1/60	CONSERVATORY	75.0	75.0	75.0	0.0	0.0
R1/61	BEDROOM	115.9	110.1	110.1	0.0	0.0
R1/62	BEDROOM	245.0	230.9	230.9	0.0	0.0
57 Norcutt Road						
R1/70	CONSERVATORY	75.0	75.0	75.0	0.0	0.0
R1/71	BEDROOM	116.9	110.7	110.7	0.0	0.0
R1/72	BEDROOM	247.9	230.4	230.4	0.0	0.0
55 Norcutt Road						
R1/80	CONSERVATORY_ASSUMED	75.5	75.5	75.5	0.0	0.0
R1/81	BEDROOM_ASSUMED	115.9	109.7	109.7	0.0	0.0
R1/82	BEDROOM_ASSUMED	247.9	229.9	229.9	0.0	0.0
53 Norcutt Road						
R1/90	CONSERVATORY	75.1	75.1	75.1	0.0	0.0
R1/91	BEDROOM	116.9	110.7	110.7	0.0	0.0
R1/92	BEDROOM	247.9	230.2	230.2	0.0	0.0
51 Norcutt Road						
R1/100	CONSERVATORY_ASSUMED	75.1	75.1	75.1	0.0	0.0
R1/101	BEDROOM_ASSUMED	115.9	110.4	110.4	0.0	0.0
R1/102	BEDROOM_ASSUMED	247.9	229.9	229.9	0.0	0.0
49 Norcutt Road						
R1/110	KD	191.0	138.5	132.5	6.0	4.3
R1/111	BEDROOM	137.5	128.5	128.5	0.0	0.0
R1/112	BEDROOM_NO ROL	226.5	226.5	226.5	0.0	0.0
47 Norcutt Road						
R1/120	ASSUMED	96.8	91.1	91.1	0.0	0.0
R2/120	KITCHEN_ASSUMED	140.8	121.9	116.4	5.5	4.5
R1/121	BEDROOM_ASSUMED	86.8	81.5	81.5	0.0	0.0



ANALYSIS

Greggs Bakery, Twickenham P1886, London
 EXISTING vs PR240222_Industrial
 P1886 - rel13

NSL

Room	Room Use	Whole Room sq ft	Existing sq ft	Proposed sq ft	Loss sq ft	%Loss
45 Norcutt Road						
R1/130	KITCHEN_ASSUMED	144.9	102.4	98.2	4.2	4.1
R2/130	ASSUMED	85.4	63.8	56.8	7.0	11.0
R1/131	BEDROOM_ASSUMED	88.8	82.7	82.7	0.0	0.0
43 Norcutt Road						
R1/140	ASSUMED	84.1	81.6	81.6	0.0	0.0
R2/140	KITCHEN_ASSUMED	142.7	129.1	129.1	0.0	0.0
R1/141	BEDROOM_ASSUMED	87.0	81.2	81.2	0.0	0.0
41 Norcutt Road						
R1/150	KITCHEN_ASSUMED	142.6	128.2	128.2	0.0	0.0
R2/150	ASSUMED	86.2	83.6	83.6	0.0	0.0
R1/151	BEDROOM_ASSUMED	87.0	81.4	81.4	0.0	0.0
39 Norcutt Road						
R1/160	ASSUMED	82.2	79.4	79.4	0.0	0.0
R2/160	KITCHEN_ASSUMED	142.9	129.2	129.2	0.0	0.0
R1/161	BEDROOM_ASSUMED	87.6	82.6	82.6	0.0	0.0
37 Norcutt Road						
R1/170	ASSUMED	82.1	79.7	79.7	0.0	0.0
R2/170	KITCHEN_ASSUMED	126.1	109.9	109.9	0.0	0.0
R1/171	BEDROOM_ASSUMED	87.3	82.3	82.3	0.0	0.0
35 Norcutt Road						
R2/180	KITCHEN_ASSUMED	122.3	101.1	96.4	4.8	4.7
R3/180	ASSUMED	72.2	54.9	69.3	-14.4	-26.2
R1/181	BEDROOM_ASSUMED	82.0	76.6	76.6	0.0	0.0
33 Norcutt Road						
R1/190	KITCHEN	131.7	127.0	128.9	-1.9	-1.5
R1/191	BEDROOM	88.9	83.9	83.9	0.0	0.0
31 Norcutt Road						
R1/200	ASSUMED	51.1	19.3	48.3	-29.0	-150.3
R2/200	KITCHEN_ASSUMED	121.6	88.7	79.8	8.9	10.0



ANALYSIS

Greggs Bakery, Twickenham P1886, London
EXISTING vs PR240222_Industrial
P1886 - rel13

NSL

Room	Room Use	Whole Room sq ft	Existing sq ft	Proposed sq ft	Loss sq ft	%Loss
R1/201	BEDROOM_ASSUMED	86.2	80.7	80.7	0.0	0.0
R1/202	ASSUMED	79.6	51.7	51.7	0.0	0.0
29 Norcutt Road						
R1/210	KITCHEN_ASSUMED	123.1	111.2	106.7	4.5	4.0
R2/210	ASSUMED	58.6	35.3	49.3	-14.0	-39.7
R1/211	BEDROOM_ASSUMED	122.8	117.2	117.2	0.0	0.0
R1/212	ASSUMED	81.8	44.2	44.2	0.0	0.0
27 Norcutt Road						
R1/220	ASSUMED	66.2	62.5	62.9	-0.4	-0.6
R2/220	KITCHEN_ASSUMED	126.1	97.2	92.7	4.5	4.6
R1/221	BEDROOM_ASSUMED	126.1	120.7	120.7	0.0	0.0
25 Norcutt Road						
R1/230	KITCHEN_ASSUMED	163.7	129.4	117.8	11.6	9.0
R1/231	BEDROOM_ASSUMED	118.5	114.3	114.3	0.0	0.0
23 Norcutt Road						
R2/240	KITCHEN	121.8	48.3	50.4	-2.1	-4.3
R1/241	BEDROOM	121.8	116.9	116.9	0.0	0.0
21 Norcutt Road						
R1/250	KITCHEN_ASSUMED	80.6	78.1	78.1	0.0	0.0
R1/252	BEDROOM_ASSUMED	124.0	123.6	123.6	0.0	0.0
19 Norcutt Road						
R1/260	KITCHEN	85.4	85.4	85.4	0.0	0.0
R1/262	BEDROOM	129.5	122.0	122.0	0.1	0.1
17 Norcutt Road						
R1/270	KITCHEN_ASSUMED	93.4	91.9	91.9	0.0	0.0
R1/271	BEDROOM_ASSUMED	140.6	132.8	135.7	-2.9	-2.2
15 Norcutt Road						
R1/280	KITCHEN	125.4	113.9	124.3	-10.4	-9.1
R1/282	BEDROOM_NO_ROL	107.4	105.9	105.9	0.0	0.0