

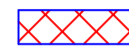
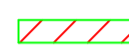


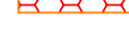



STANDARD NOTES

- DO NOT SCALE FROM THIS DRAWING. CONFIRM ALL DIMENSIONS AND STRUCTURAL INFORMATION ON SITE, IF IN DOUBT ASK BEFORE ACTING.
- THIS DRAWING IS TO BE READ IN CONJUNCTION WITH THE APPROPRIATE WBSHIELDS REPORT AND SCHEDULES.

NOTES

- THE ELECTRICAL INSTALLATION SHALL COMPLY WITH BS7671:2018 18TH EDITION.
- THE ARCHITECTURAL BACKGROUND SHOWN IS ONLY FOR REFERENCE. THE CONTRACTOR SHALL REFER TO THE ARCHITECTS PACKAGE FOR FULL AND FINAL DESIGN OF ALL ARCHITECTURAL ELEMENTS.

LEGEND

-  SUBMAIN CABLE TRAY (SIZE AS DENOTED ON DRAWING)
-  LIGHTING & POWER CABLE TRAY (SIZE AS DENOTED ON DRAWING)
-  FIRE ALARM CABLE TRAY (SIZE AS DENOTED ON DRAWING)
-  DATA CABLE TRAY (SIZE AS DENOTED ON DRAWING)
-  ANCILLARY SERVICES CABLE TRAY (SIZE AS DENOTED ON DRAWING)
-  DADO TRUNKING (REFER TO SPEC FOR FURTHER DETAILS)
-  SET UP
-  SET DOWN



TOP TO BOTTOM:
 100x50mm CABLE TRAY FOR DATA
 50x50mm CABLE TRAY FOR FIRE ALARM
 100x50mm CABLE TRAY FOR SUB-MAIN OF PLANT ROOM

TOP TO BOTTOM:
 100x50mm CABLE TRAY FOR SUB-MAIN OF GROUND FLOOR
 100x50mm CABLE TRAY FOR SUB-MAIN OF 1ST FLOOR
 50x50mm CABLE TRAY FOR FIRE ALARM
 100x50mm CABLE TRAY FOR ANCILLARY
 200x50mm CABLE TRAY FOR DATA
 200x50mm CABLE TRAY FOR LTG & PWR

1 NO. 15U IT CABINETS C/W UPS SYSTEM
 SIZE: 600(W)x800(L)x860(H)
 ACTUAL LOCATION TBC

LEFT TO RIGHT:
 100x50mm CABLE TRAY FOR SUB-MAIN OF PLANT ROOM
 50x50mm CABLE TRAY FOR FIRE ALARM
 100x50mm CABLE TRAY FOR ANCILLARY
 200x50mm CABLE TRAY FOR DATA
 200x50mm CABLE TRAY FOR LTG & PWR

TOP TO BOTTOM:
 200x50mm CABLE TRAY FOR SUB-MAIN
 50x50mm CABLE TRAY FOR LTG & PWR
 100x50mm CABLE TRAY FOR DATA
 50x50mm CABLE TRAY FOR ANCILLARY
 50x50mm CABLE TRAY FOR FIRE ALARM

TOP TO BOTTOM:
 200x50mm CABLE TRAY FOR LTG & PWR
 200x50mm CABLE TRAY FOR DATA
 100x50mm CABLE TRAY FOR ANCILLARY
 50x50mm CABLE TRAY FOR FIRE ALARM

LEFT TO RIGHT:
 50x50mm CABLE TRAY FOR FIRE ALARM
 100x50mm CABLE TRAY FOR ANCILLARY
 200x50mm CABLE TRAY FOR DATA
 200x50mm CABLE TRAY FOR LTG & PWR

LEFT TO RIGHT:
 100x50mm CABLE TRAY FOR SUB-MAIN OF GROUND FLOOR
 200x50mm CABLE TRAY FOR LTG & PWR

100x50mm CABLE TRAY FOR SUB-MAIN OF 1ST FLOOR

LEFT TO RIGHT:
 50x50mm CABLE TRAY FOR FIRE ALARM T/A
 100x50mm CABLE TRAY FOR ANCILLARY T/A
 200x50mm CABLE TRAY FOR DATA T/A

LEFT TO RIGHT:
 50x50mm CABLE TRAY FOR ANCILLARY
 100x50mm CABLE TRAY FOR LTG & PWR

LEFT TO RIGHT:
 50x50mm CABLE TRAY FOR ANCILLARY
 100x50mm CABLE TRAY FOR DATA
 100x50mm CABLE TRAY FOR LTG & PWR

LEFT TO RIGHT:
 100x50mm CABLE TRAY FOR LTG & PWR
 100x50mm CABLE TRAY FOR DATA
 50x50mm CABLE TRAY FOR ANCILLARY
 50x50mm CABLE TRAY FOR FIRE ALARM

P2	14/09/22	WC	FOR PLANNING	VS	AG
P1	05/09/22	WC	DRAFT FOR PLANNING	VS	AG
REV	DATE	BY	DESCRIPTION	CHK	APP

DRAWING STATUS | FOR PLANNING

WB SHIELDS

10 CHANCEL STREET, LONDON, SE1 0UX
 TEL: +44 (0)203 764 0801
 WWW.WBSHIELDS.COM

WB Shields Ltd is a Limited Company Registered in England and Wales No. 09498732, Registered Office: 20-22 Wenlock Road, London, N1 6GU.

PROJECT | KNELLER HALL FOR PLANNING

TITLE | GUARD HOUSE ELECTRICAL CONTAINMENT LAYOUT - GROUND FLOOR

DESIGNER | WC CHECKED | VS
 SCALE | 1:50 @ A1 DRAWN | WV

DRAWING No | P2389_62.5_L0_30 REV | P2

