




























- LEGEND**
-  A1 SURFACE MOUNTED LED PANEL
  -  A2 SURFACE MOUNTED LED PANEL
  -  B1 CEILING RECESSED DOWNLIGHT
  -  B2 CEILING RECESSED DOWNLIGHT
  -  B3 WALL MOUNTED RECTANGULAR ARCHITECTURAL LUMINAIRE
  -  B4 CEILING MOUNTED CIRCULAR ARCHITECTURAL LUMINAIRE
  -  B5 CEILING MOUNTED CIRCULAR ARCHITECTURAL LUMINAIRE
  -  B6 FEATURE WALL LIGHTING
  -  C CEILING MOUNTED SINGLE LINEAR LUMINAIRE
  -  C/E WALL MOUNTED SINGLE LINEAR LUMINAIRE
  -  D1/E OUTDOOR IP66 SURFACE MOUNTED LUMINAIRE
  -  P1 HALO PENDANT
  -  P2 PENDANT AT CAFE COUNTER
  -  F1 BALL SHAPED PENDANT
  -  F2 HIGH BAY
  -  G1 TRACK LIGHT
  -  L1 LINEAR LED STRIP
  -  E DENOTES EMERGENCY LIGHTING
  -  EMERGENCY EXIT SIGN
  -  RECESSED NON-MANTAINED EMERGENCY LUMINAIRE
  -  PIR SWITCH
  -  DAYLIGHT SENSOR
  -  OCCUPANCY SENSOR
  -  WALL MOUNTED SWITCH
  -  6A PCR / ISOLATION POINT
  -  LIGHTING CONTROL PANEL
  -  LIGHTING CONTROL KEY SWITCH

- STANDARD NOTES**
1. DO NOT SCALE FROM THIS DRAWING. CONFIRM ALL DIMENSIONS AND STRUCTURAL INFORMATION ON SITE, IF IN DOUBT ASK BEFORE ACTING.
  2. THIS DRAWING IS TO BE READ IN CONJUNCTION WITH THE APPROPRIATE WBSHIELDS REPORT AND SCHEDULES.

- NOTES**
1. THE ELECTRICAL INSTALLATION SHALL COMPLY WITH BS7671:2018 18TH EDITION.
  2. THE ARCHITECTURAL BACKGROUND SHOWN IS ONLY FOR REFERENCE. THE CONTRACTOR SHALL REFER TO THE ARCHITECTS PACKAGE FOR FULL AND FINAL DESIGN OF ALL ARCHITECTURAL ELEMENTS.
  3. LIGHTING LAYOUT SHOWS DESIGN INTENT ONLY. FINAL QUANTITIES TO BE FINALISED IN STAGE 3

P2	14/09/22	WC	FOR PLANNING	VS	AG
P1	05/09/22	WC	DRAFT FOR PLANNING	VS	AG
REV	DATE	BY	DESCRIPTION	CHK	APP

DRAWING STATUS | FOR PLANNING

**WB SHIELDS**

10 CHANCEL STREET, LONDON, SE1 0UX  
TEL: +44 (0)203 764 0801  
WWW.WBSHIELDS.COM

WB Shields Ltd is a Limited Company Registered in England and Wales No. 09498732, Registered Office: 20-22 Wenlock Road, London, N1 6GU.

PROJECT | KNELLER HALL  
FOR PLANNING

TITLE | SCHOOL HALL  
ELECTRICAL LIGHTING LAYOUT -  
GROUND FLOOR

DESIGNER   WC	CHECKED   VS
SCALE   1:50 @ A1	DRAWN   WC

DRAWING No   P2389_63_L0_20	REV   P2
-----------------------------	----------

