




# **Stag Brewery, Mortlake**

## **Waterfront Lighting Assessment**

For Reselton Properties

July 2022



## Mortlake Stag Brewery

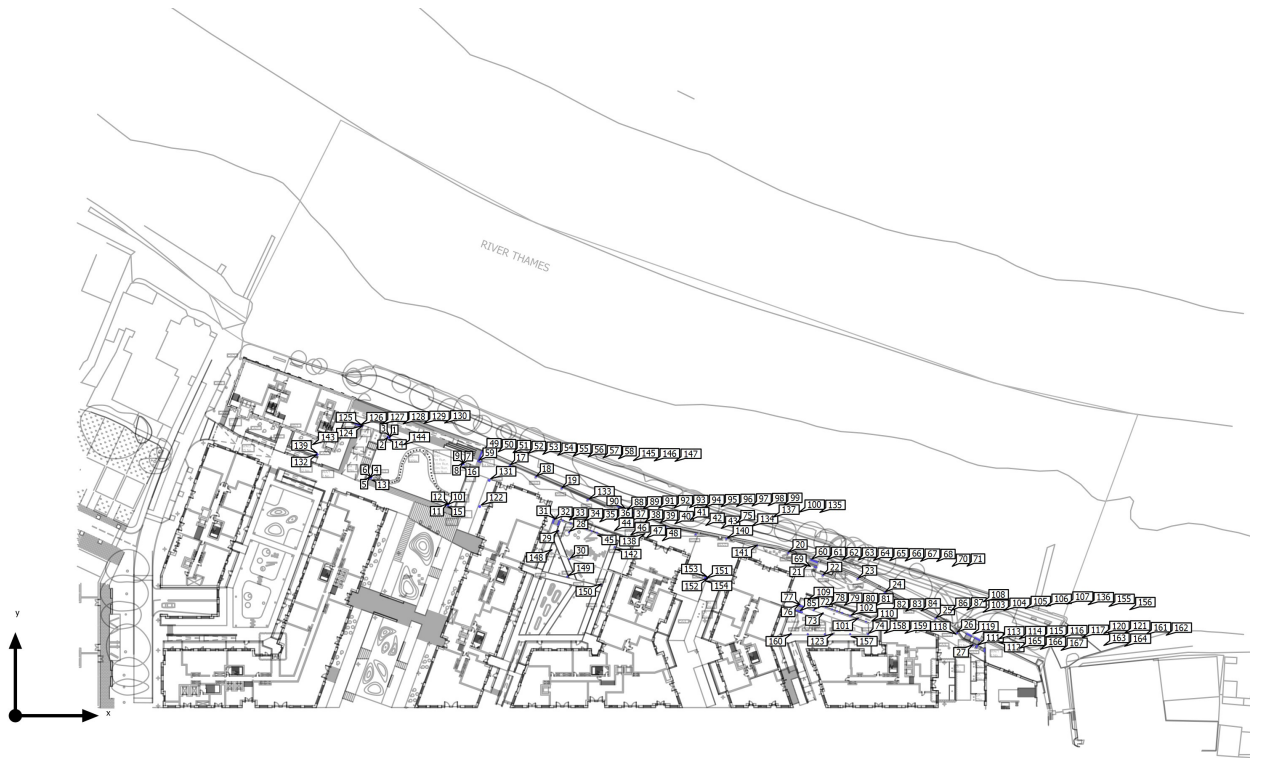
## Content

|                  |   |
|------------------|---|
| Cover page ..... | 1 |
| Content .....    | 2 |

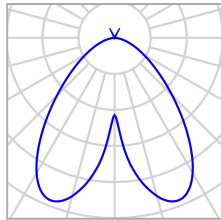
### Stag Brewery Site

|  |    |
|--|----|
| Description .....  | 3  |
| Luminaire layout plan .....  | 4  |
| Luminaire list .....   | 19 |
| Calculation objects / everything .....                                   | 20 |
| Calculation objects / Light scene 4 .....                                | 22 |
| Development / everything / Perpendicular illuminance (adaptive) .....    | 24 |
| Development / everything / Luminance .....                               | 25 |
| riverside / everything / Perpendicular illuminance .....                 | 26 |
| riverside / everything / Horizontal illuminance .....                    | 27 |
| River / everything / Perpendicular illuminance .....                     | 28 |
| River / everything / Horizontal illuminance .....                        | 29 |
| Development / Light scene 4 / Perpendicular illuminance (adaptive) ..... | 30 |
| Development / Light scene 4 / Luminance .....                            | 31 |
| riverside / Light scene 4 / Perpendicular illuminance .....              | 32 |
| riverside / Light scene 4 / Horizontal illuminance .....                 | 33 |
| River / Light scene 4 / Perpendicular illuminance .....                  | 34 |
| River / Light scene 4 / Horizontal illuminance .....                     | 35 |
| Glossary .....   | 36 |

Stag Brewery Site  
Luminaire layout plan



Stag Brewery Site

**Luminaire layout plan**

|              |                                       |                           |         |
|--------------|---------------------------------------|---------------------------|---------|
| Manufacturer | L&L Luce&Light                        | P                         | 14.0 W  |
| Article No.  | PLIN 6.2 A [2700K<br>14W 230Vac] h785 | $\Phi_{\text{Luminaire}}$ | 1011 lm |
| Article name | PLIN 6.2 A [2700K<br>14W 230Vac] h785 |                           |         |
| Fitting      | 1x Power LED                          |                           |         |

## Individual luminaires

| X         | Y        | Mounting height | Luminaire |
|-----------|----------|-----------------|-----------|
| 179.560 m | 59.490 m | 5.500 m         | 28        |
| 176.092 m | 59.942 m | 5.500 m         | 29        |
| 179.744 m | 50.852 m | 8.100 m         | 30        |
| 258.880 m | 34.251 m | 5.500 m         | 72        |
| 261.828 m | 33.165 m | 5.500 m         | 73        |
| 276.459 m | 26.463 m | 5.500 m         | 74        |
| 264.970 m | 26.451 m | 5.500 m         | 123       |
| 194.358 m | 54.720 m | 8.100 m         | 142       |
| 173.821 m | 53.672 m | 8.100 m         | 148       |
| 178.981 m | 45.145 m | 8.100 m         | 149       |
| 189.878 m | 42.592 m | 8.100 m         | 150       |
| 270.730 m | 26.465 m | 5.500 m         | 157       |
| 262.520 m | 26.448 m | 5.500 m         | 158       |

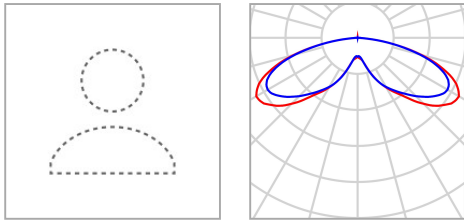
Stag Brewery Site

### Luminaire layout plan

| X         | Y        | Mounting height | Luminaire |
|-----------|----------|-----------------|-----------|
| 256.950 m | 26.433 m | 5.500 m         | 159       |
| 251.477 m | 26.419 m | 5.500 m         | 160       |

Stag Brewery Site

**Luminaire layout plan**

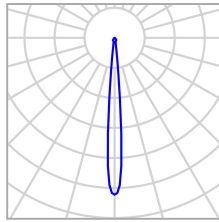
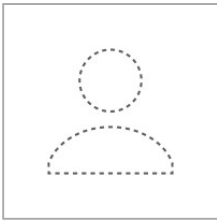


|                     |  |                              |         |
|---------------------|--|------------------------------|---------|
| <b>Manufacturer</b> | Not yet a DIALux member                              | <b>P</b>                     | 38.0 W  |
| <b>Article No.</b>  | SIG.1.LA052.SY.VB1                                   | <b>Φ<sub>Luminaire</sub></b> | 4772 lm |
| <b>Article name</b> | SIGNATURE Post-Top with 2700K Symmetric distribution |                              |         |
| <b>Fitting</b>      | 1x LED C.5000 Lumens at 2700K                        |                              |         |

Individual luminaires

| X         | Y        | Mounting height | Luminaire |
|-----------|----------|-----------------|-----------|
| 150.566 m | 67.865 m | 7.000 m         | 122       |
| 153.668 m | 76.362 m | 7.000 m         | 131       |
| 97.755 m  | 84.771 m | 8.000 m         | 132       |
| 97.833 m  | 84.776 m | 4.000 m         | 139       |
| 90.271 m  | 87.477 m | 8.000 m         | 143       |
| 90.349 m  | 87.483 m | 4.000 m         | 144       |

## Stag Brewery Site

**Luminaire layout plan**

|              |                         |                           |         |
|--------------|-------------------------|---------------------------|---------|
| Manufacturer | Not yet a DIALux member | P                         | 29.0 W  |
| Article No.  | SX 961 40-9             | $\Phi_{\text{Luminaire}}$ | 3000 lm |
| Article name | Olivio Medio            |                           |         |
| Fitting      | 1x 3000 lm, 29 W        |                           |         |

## Individual luminaires

| X         | Y        | Mounting height | Luminaire |
|-----------|----------|-----------------|-----------|
| 121.409 m | 90.040 m | 11.500 m        | 1         |
| 120.998 m | 90.204 m | 11.500 m        | 2         |
| 121.264 m | 90.481 m | 11.500 m        | 3         |
| 114.936 m | 76.992 m | 11.500 m        | 4         |
| 115.024 m | 77.449 m | 11.500 m        | 5         |
| 115.304 m | 77.106 m | 11.500 m        | 6         |
| 145.021 m | 81.481 m | 11.500 m        | 7         |
| 145.109 m | 81.937 m | 11.500 m        | 8         |
| 145.389 m | 81.594 m | 11.500 m        | 9         |
| 140.082 m | 68.211 m | 11.500 m        | 10        |
| 140.170 m | 68.667 m | 11.500 m        | 11        |
| 140.449 m | 68.325 m | 11.500 m        | 12        |
| 223.892 m | 44.423 m | 9.000 m         | 151       |



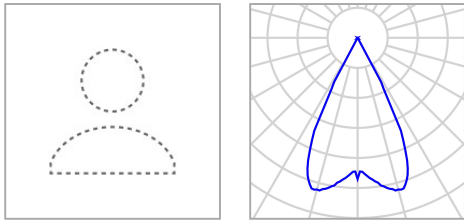
Stag Brewery Site

### Luminaire layout plan

| X         | Y        | Mounting height | Luminaire |
|-----------|----------|-----------------|-----------|
| 224.277 m | 44.411 m | 9.000 m         | 152       |
| 224.124 m | 44.826 m | 9.000 m         | 153       |

Stag Brewery Site

**Luminaire layout plan**

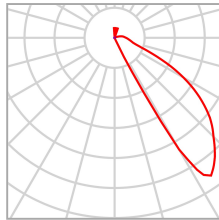


|                     |  |                              |         |
|---------------------|--|------------------------------|---------|
| <b>Manufacturer</b> | Not yet a DIALux member                      | <b>P</b>                     | 45.0 W  |
| <b>Article No.</b>  | copy from SX Gobo                            | <b>Φ<sub>Luminaire</sub></b> | 1279 lm |
| <b>Article name</b> | für LDTOLIVIO<br>Grande Gobo 45 mm<br>20,6 m |                              |         |
| <b>Fitting</b>      | 1x Absolut LVK / LED<br>Messung              |                              |         |

Individual luminaires

| X         | Y        | Mounting height | Luminaire |
|-----------|----------|-----------------|-----------|
| 115.277 m | 77.255 m | 11.000 m        | 13        |
| 120.991 m | 90.429 m | 11.000 m        | 14        |
| 140.160 m | 68.559 m | 11.000 m        | 15        |
| 144.797 m | 81.742 m | 11.000 m        | 16        |
| 223.765 m | 44.743 m | 9.000 m         | 154       |

Stag Brewery Site

**Luminaire layout plan**

|              |   |                           |        |
|--------------|---|---------------------------|--------|
| Manufacturer | WE-EF   | P                         | 5.6 W  |
| Article No.  | 133-0405  | $\Phi_{\text{Luminaire}}$ | 178 lm |
| Article name | STI259 LED, Wall<br>Luminaires /<br>Recessed STI259<br>IP66:LED-18/4W/3K;S<br>TI259 LED, Wall<br>Luminaires /<br>Recessed   |                           |        |
| Fitting      | 18x 6 LED, Warm<br>White - 120° angle of<br>beam<br>LEDLUMENS=41.1 lm,<br>LEDs No=18,<br>TOTALLUMENS=<br>740.0 lm, Tj=25°C<br>LEDLUMENS=9.9 lm,<br>LEDs No=18,<br>TOTALLUMENS=<br>178.0 lm, Ta=25°C |                           |        |

## Individual luminaires

| X         | Y        | Mounting<br>height | Luminaire |
|-----------|----------|--------------------|-----------|
| 174.687 m | 63.702 m | 3.400 m            | 31        |
| 174.566 m | 63.421 m | 3.600 m            | 32        |
| 174.494 m | 63.152 m | 3.800 m            | 33        |
| 174.377 m | 62.853 m | 4.000 m            | 34        |
| 174.283 m | 62.587 m | 4.200 m            | 35        |
| 176.374 m | 63.077 m | 3.400 m            | 36        |

Stag Brewery Site

**Luminaire layout plan**

| X         | Y        | Mounting height | Luminaire |
|-----------|----------|-----------------|-----------|
| 176.278 m | 62.781 m | 3.600 m         | 37        |
| 176.174 m | 62.502 m | 3.800 m         | 38        |
| 176.070 m | 62.220 m | 4.000 m         | 39        |
| 175.978 m | 61.945 m | 4.200 m         | 40        |
| 177.511 m | 63.360 m | 3.500 m         | 41        |
| 182.665 m | 61.484 m | 3.500 m         | 42        |
| 185.260 m | 60.539 m | 3.500 m         | 43        |
| 186.895 m | 59.914 m | 3.500 m         | 44        |
| 188.562 m | 59.338 m | 3.500 m         | 45        |
| 191.135 m | 58.401 m | 3.500 m         | 46        |
| 193.721 m | 57.460 m | 3.500 m         | 47        |
| 196.294 m | 56.510 m | 3.500 m         | 48        |
| 151.273 m | 85.634 m | 0.700 m         | 49        |
| 151.173 m | 85.335 m | 1.100 m         | 50        |
| 151.073 m | 85.066 m | 1.400 m         | 51        |
| 150.958 m | 84.751 m | 1.600 m         | 52        |
| 150.862 m | 84.487 m | 1.900 m         | 53        |
| 150.759 m | 84.205 m | 2.200 m         | 54        |
| 150.656 m | 83.923 m | 2.400 m         | 55        |
| 150.547 m | 83.644 m | 2.600 m         | 56        |
| 150.462 m | 83.367 m | 2.800 m         | 57        |
| 150.349 m | 83.080 m | 3.000 m         | 58        |
| 150.035 m | 82.641 m | 3.300 m         | 59        |
| 257.957 m | 50.564 m | 0.600 m         | 60        |

Stag Brewery Site

**Luminaire layout plan**

| X         | Y        | Mounting height | Luminaire |
|-----------|----------|-----------------|-----------|
| 258.224 m | 50.447 m | 0.800 m         | 61        |
| 258.478 m | 50.356 m | 1.000 m         | 62        |
| 258.742 m | 50.262 m | 1.200 m         | 63        |
| 258.996 m | 50.150 m | 1.400 m         | 64        |
| 259.246 m | 50.056 m | 1.600 m         | 65        |
| 259.510 m | 49.962 m | 1.800 m         | 66        |
| 259.773 m | 49.868 m | 2.000 m         | 67        |
| 260.037 m | 49.774 m | 2.200 m         | 68        |
| 259.762 m | 48.124 m | 2.600 m         | 69        |
| 259.499 m | 48.218 m | 2.800 m         | 70        |
| 259.226 m | 48.316 m | 3.000 m         | 71        |
| 180.081 m | 62.394 m | 3.500 m         | 75        |
| 254.013 m | 35.888 m | 3.200 m         | 76        |
| 254.300 m | 35.769 m | 3.400 m         | 77        |
| 254.563 m | 35.674 m | 3.600 m         | 78        |
| 254.845 m | 35.564 m | 3.800 m         | 79        |
| 255.159 m | 35.451 m | 4.000 m         | 80        |
| 255.417 m | 35.339 m | 4.200 m         | 81        |
| 255.096 m | 33.559 m | 4.400 m         | 82        |
| 254.817 m | 33.656 m | 4.200 m         | 83        |
| 254.546 m | 33.753 m | 4.000 m         | 84        |
| 254.250 m | 33.850 m | 3.800 m         | 85        |
| 253.968 m | 33.952 m | 3.600 m         | 86        |
| 253.686 m | 34.055 m | 3.400 m         | 87        |

Stag Brewery Site

**Luminaire layout plan**

| X         | Y        | Mounting height | Luminaire |
|-----------|----------|-----------------|-----------|
| 198.225 m | 66.687 m | 2.400 m         | 88        |
| 197.947 m | 66.820 m | 2.200 m         | 89        |
| 197.684 m | 66.931 m | 2.000 m         | 90        |
| 197.409 m | 67.071 m | 1.800 m         | 91        |
| 197.137 m | 67.189 m | 1.600 m         | 92        |
| 196.852 m | 67.293 m | 1.400 m         | 93        |
| 196.576 m | 67.411 m | 1.200 m         | 94        |
| 196.291 m | 67.535 m | 1.000 m         | 95        |
| 196.018 m | 67.651 m | 0.800 m         | 96        |
| 195.738 m | 67.787 m | 0.600 m         | 97        |
| 195.469 m | 67.904 m | 0.400 m         | 98        |
| 195.229 m | 68.018 m | 0.200 m         | 99        |
| 200.423 m | 65.787 m | 3.300 m         | 100       |
| 273.261 m | 31.432 m | 3.500 m         | 101       |
| 270.678 m | 32.373 m | 3.500 m         | 102       |
| 268.094 m | 33.314 m | 3.500 m         | 103       |
| 266.450 m | 33.913 m | 3.500 m         | 104       |
| 264.805 m | 34.512 m | 3.500 m         | 105       |
| 262.796 m | 35.244 m | 3.500 m         | 106       |
| 260.794 m | 35.974 m | 3.500 m         | 107       |
| 258.787 m | 36.704 m | 3.500 m         | 108       |
| 256.772 m | 37.438 m | 3.500 m         | 109       |
| 275.843 m | 30.491 m | 3.500 m         | 110       |
| 311.896 m | 22.737 m | 2.400 m         | 111       |

Stag Brewery Site

**Luminaire layout plan**

| X         | Y        | Mounting height | Luminaire |
|-----------|----------|-----------------|-----------|
| 312.655 m | 24.535 m | 2.200 m         | 112       |
| 312.385 m | 24.665 m | 2.000 m         | 113       |
| 312.114 m | 24.793 m | 1.800 m         | 114       |
| 311.856 m | 24.936 m | 1.600 m         | 115       |
| 311.586 m | 25.080 m | 1.400 m         | 116       |
| 311.319 m | 25.216 m | 1.200 m         | 117       |
| 309.456 m | 26.173 m | 0.800 m         | 118       |
| 309.187 m | 26.307 m | 0.600 m         | 119       |
| 308.895 m | 26.453 m | 0.400 m         | 120       |
| 308.637 m | 26.582 m | 0.200 m         | 121       |
| 112.479 m | 93.905 m | 3.200 m         | 124       |
| 112.106 m | 94.035 m | 3.400 m         | 125       |
| 111.730 m | 94.180 m | 3.600 m         | 126       |
| 111.356 m | 94.318 m | 3.800 m         | 127       |
| 110.973 m | 94.450 m | 4.000 m         | 128       |
| 110.594 m | 94.593 m | 4.200 m         | 129       |
| 110.226 m | 94.727 m | 4.400 m         | 130       |
| 150.305 m | 82.543 m | 3.300 m         | 145       |
| 150.605 m | 82.433 m | 3.300 m         | 146       |
| 150.877 m | 82.334 m | 3.300 m         | 147       |
| 255.697 m | 35.247 m | 4.200 m         | 155       |
| 253.404 m | 34.158 m | 3.400 m         | 156       |
| 309.724 m | 26.039 m | 1.000 m         | 161       |
| 309.993 m | 25.905 m | 1.000 m         | 162       |

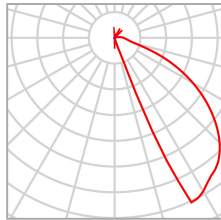
Stag Brewery Site

### Luminaire layout plan

| X         | Y        | Mounting height | Luminaire |
|-----------|----------|-----------------|-----------|
| 311.795 m | 22.491 m | 2.400 m         | 163       |
| 311.652 m | 22.246 m | 2.400 m         | 164       |
| 314.276 m | 21.543 m | 2.400 m         | 165       |
| 314.276 m | 21.224 m | 2.400 m         | 166       |
| 314.276 m | 20.889 m | 2.400 m         | 167       |



Stag Brewery Site

**Luminaire layout plan**

|              |   |                           |        |
|--------------|---|---------------------------|--------|
| Manufacturer | WE-EF   | P                         | 5.6 W  |
| Article No.  | 197-0367  | $\Phi_{\text{Luminaire}}$ | 177 lm |
| Article name | QRI359 LED, Wall<br>Luminaires /<br>Recessed QRI359<br>IP55:LED-18/4W/3K;Q<br>RI359 LED, Wall<br>Luminaires /<br>Recessed   |                           |        |
| Fitting      | 18x 6 LED, Warm<br>White - 120° angle of<br>beam<br>LEDLUMENS=41.1 lm,<br>LEDs No=18,<br>TOTALLUMENS=<br>740.0 lm, Tj=25°C<br>LEDLUMENS=9.8 lm,<br>LEDs No=18,<br>TOTALLUMENS=<br>177.0 lm, Ta=25°C |                           |        |

## Individual luminaires

| X         | Y        | Mounting<br>height | Luminaire |
|-----------|----------|--------------------|-----------|
| 160.408 m | 81.219 m | 3.500 m            | 17        |
| 168.817 m | 77.514 m | 3.500 m            | 18        |
| 177.177 m | 73.801 m | 3.500 m            | 19        |
| 250.649 m | 52.836 m | 3.500 m            | 20        |
| 257.233 m | 48.932 m | 3.500 m            | 21        |
| 261.850 m | 45.549 m | 3.500 m            | 22        |

Stag Brewery Site

**Luminaire layout plan**

| X         | Y        | Mounting height | Luminaire |
|-----------|----------|-----------------|-----------|
| 273.180 m | 44.448 m | 3.500 m         | 23        |
| 281.974 m | 39.974 m | 3.500 m         | 24        |
| 298.425 m | 31.581 m | 3.500 m         | 25        |
| 305.420 m | 26.774 m | 3.500 m         | 26        |
| 310.600 m | 22.797 m | 3.500 m         | 27        |
| 185.640 m | 70.101 m | 3.500 m         | 133       |
| 210.934 m | 61.253 m | 3.500 m         | 134       |
| 195.805 m | 65.710 m | 3.500 m         | 135       |
| 290.211 m | 35.771 m | 3.500 m         | 136       |
| 203.904 m | 64.192 m | 3.500 m         | 137       |
| 220.609 m | 58.870 m | 3.500 m         | 138       |
| 230.558 m | 57.422 m | 3.500 m         | 140       |
| 240.548 m | 55.218 m | 3.500 m         | 141       |

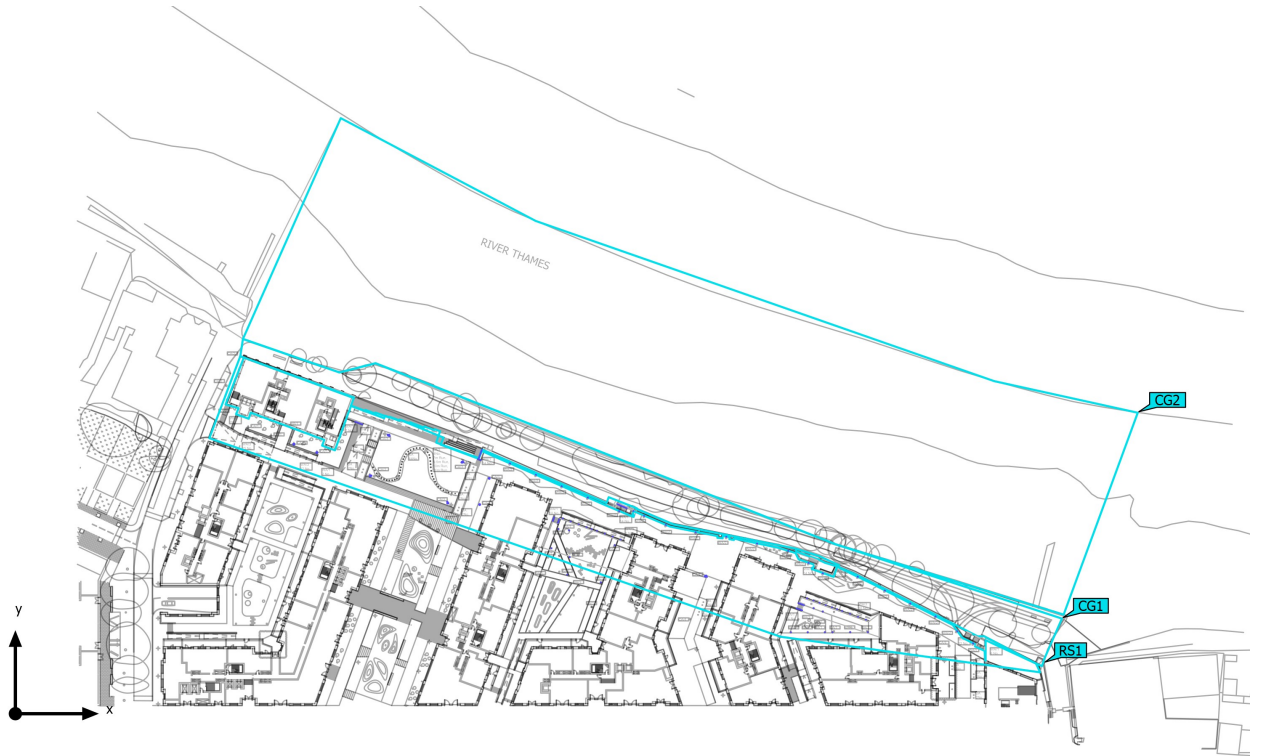
## Stag Brewery Site

## Luminaire list

|                             |                         |                                |
|-----------------------------|-------------------------|--------------------------------|
| $\Phi_{total}$<br>117601 lm | $P_{total}$<br>1803.6 W | Luminous efficacy<br>65.2 lm/W |
|-----------------------------|-------------------------|--------------------------------|

| pcs. | Manufacturer                  | Article No.                                    | Article name   | P      | $\Phi$  | Luminous efficacy |
|------|-------------------------------|--|--|--------|---------|-------------------|
| 15   | L&L<br>Luce&Light             | PLIN 6.2 A<br>[2700K<br>14W<br>230Vac]<br>h785 | PLIN 6.2 A [2700K 14W 230Vac] h785   | 14.0 W | 1011 lm | 72.2 lm/W         |
| 6    | Not yet a<br>DIALux<br>member | SIG.1.LA05<br>2.SY.VB1                         | SIGNATURE Post-Top with 2700K Symmetric<br>distribution  | 38.0 W | 4772 lm | 125.5 lm/W        |
| 15   | Not yet a<br>DIALux<br>member | SX 961<br>40-9                                 | Olivio Medio   | 29.0 W | 3000 lm | 103.4 lm/W        |
| 5    | Not yet a<br>DIALux<br>member | copy from<br>SX Gobo                           | für LDTOLIVIO Grande Gobo 45 mm 20,6 m   | 45.0 W | 1279 lm | 28.4 lm/W         |
| 107  | WE-EF                         | 133-0405                                       | STI259 LED, Wall Luminaires / Recessed STI259<br>IP66:LED-18/4W/3K;STI259 LED, Wall Luminaires /<br>Recessed | 5.6 W  | 178 lm  | 31.8 lm/W         |
| 19   | WE-EF                         | 197-0367                                       | QRI359 LED, Wall Luminaires / Recessed QRI359<br>IP55:LED-18/4W/3K;QRI359 LED, Wall Luminaires /<br>Recessed | 5.6 W  | 177 lm  | 31.6 lm/W         |

Stag Brewery Site (everything)  
**Calculation objects**



Stag Brewery Site (everything)

**Calculation objects**

Surface result objects

| Properties   | Ø                      | min                     | max                   | g <sub>1</sub> | g <sub>2</sub> | Index |
|--|------------------------|-------------------------|-----------------------|----------------|----------------|-------|
| Development<br>Perpendicular illuminance (adaptive)<br>Height: 3.000 m | 9.22 lx                | 0.004 lx                | 3363 lx               | 0.000          | 0.000          | RS1   |
| Development<br>Luminance<br>Height: 3.000 m                            | 2.05 cd/m <sup>2</sup> | 0.001 cd/m <sup>2</sup> | 749 cd/m <sup>2</sup> | 0.000          | 0.000          | RS1   |

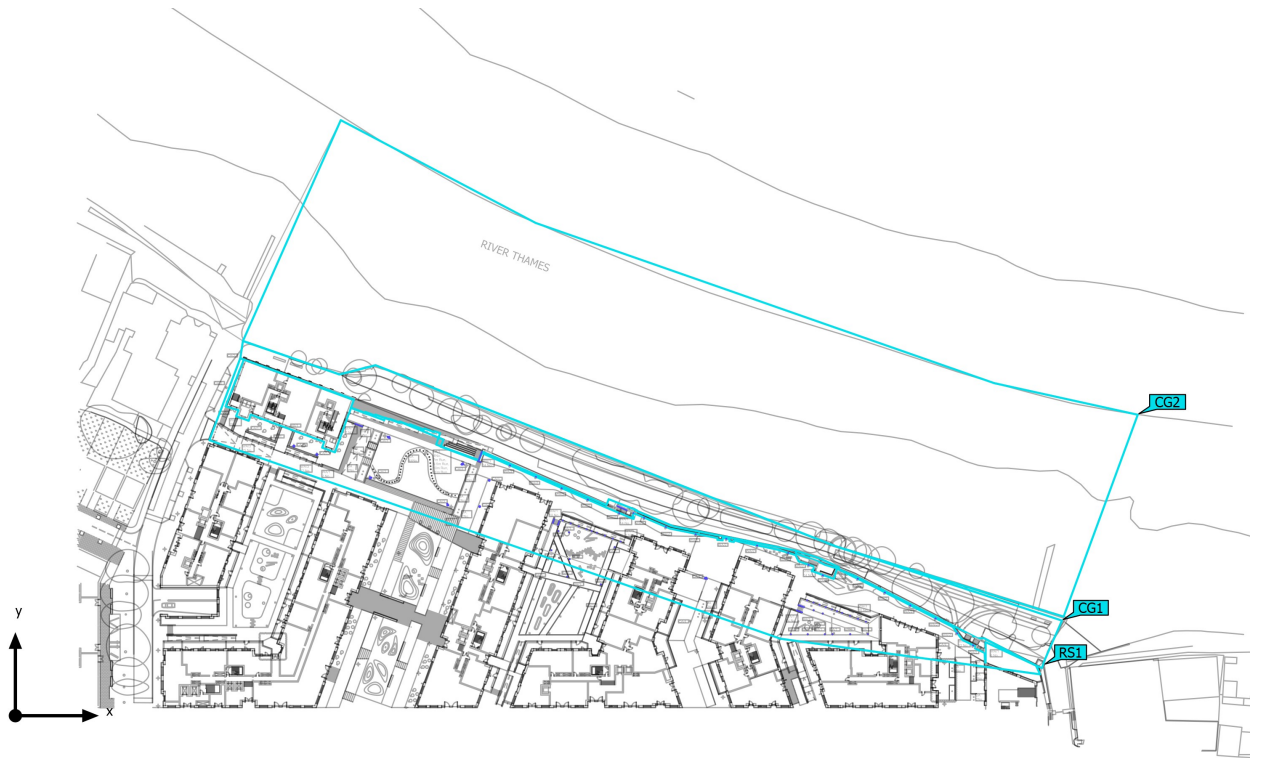
Calculation surfaces

| Properties  | $\bar{E}$ | E <sub>min</sub> | E <sub>max</sub> | g <sub>1</sub> | g <sub>2</sub> | Index |
|---|-----------|------------------|------------------|----------------|----------------|-------|
| riverside<br>Perpendicular illuminance<br>Height: 1.000 m | 0.77 lx   | 0.00 lx          | 27.2 lx          | 0.00           | 0.00           | CG1   |
| riverside<br>Horizontal illuminance<br>Height: 1.000 m    | 0.78 lx   | 0.00 lx          | 27.2 lx          | 0.00           | 0.00           | CG1   |
| River<br>Perpendicular illuminance<br>Height: 0.100 m     | 0.043 lx  | 0.000 lx         | 1.50 lx          | 0.00           | 0.00           | CG2   |
| River<br>Horizontal illuminance<br>Height: 0.100 m        | 0.043 lx  | 0.000 lx         | 1.25 lx          | 0.00           | 0.00           | CG2   |

Utilization profile: DIALux presetting, Standard (outdoor transportation area)

Stag Brewery Site (Light scene 4)

**Calculation objects**



Stag Brewery Site (Light scene 4)

**Calculation objects**

## Surface result objects


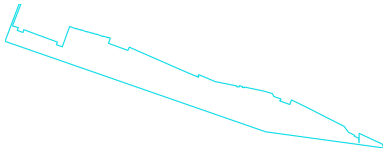
| Properties   | Ø                      | min                     | max                   | g <sub>1</sub> | g <sub>2</sub> | Index |
|--|------------------------|-------------------------|-----------------------|----------------|----------------|-------|
| Development<br>Perpendicular illuminance (adaptive)<br>Height: 3.000 m | 9.96 lx                | 0.004 lx                | 3633 lx               | 0.000          | 0.000          | RS1   |
| Development<br>Luminance<br>Height: 3.000 m                            | 2.22 cd/m <sup>2</sup> | 0.001 cd/m <sup>2</sup> | 810 cd/m <sup>2</sup> | 0.000          | 0.000          | RS1   |

## Calculation surfaces

| Properties  | $\bar{E}$ | E <sub>min</sub> | E <sub>max</sub> | g <sub>1</sub> | g <sub>2</sub> | Index |
|---|-----------|------------------|------------------|----------------|----------------|-------|
| riverside<br>Perpendicular illuminance<br>Height: 1.000 m | 0.83 lx   | 0.00 lx          | 29.4 lx          | 0.00           | 0.00           | CG1   |
| riverside<br>Horizontal illuminance<br>Height: 1.000 m    | 0.85 lx   | 0.00 lx          | 29.4 lx          | 0.00           | 0.00           | CG1   |
| River<br>Perpendicular illuminance<br>Height: 0.100 m     | 0.046 lx  | 0.000 lx         | 1.62 lx          | 0.00           | 0.00           | CG2   |
| River<br>Horizontal illuminance<br>Height: 0.100 m        | 0.047 lx  | 0.000 lx         | 1.35 lx          | 0.00           | 0.00           | CG2   |

Utilization profile: DIALux presetting, Standard (outdoor transportation area)

Stag Brewery Site (everything)  
**Development**



| Properties   | $\bar{E}$ | $E_{min}$ | $E_{max}$ | $g_1$ | $g_2$ | Index |
|--|-----------|-----------|-----------|-------|-------|-------|
| Development<br>Perpendicular illuminance (adaptive)<br>Height: 3.000 m | 9.22 lx   | 0.004 lx  | 3363 lx   | 0.000 | 0.000 | RS1   |

Utilization profile: DIALux presetting, Standard (outdoor transportation area)