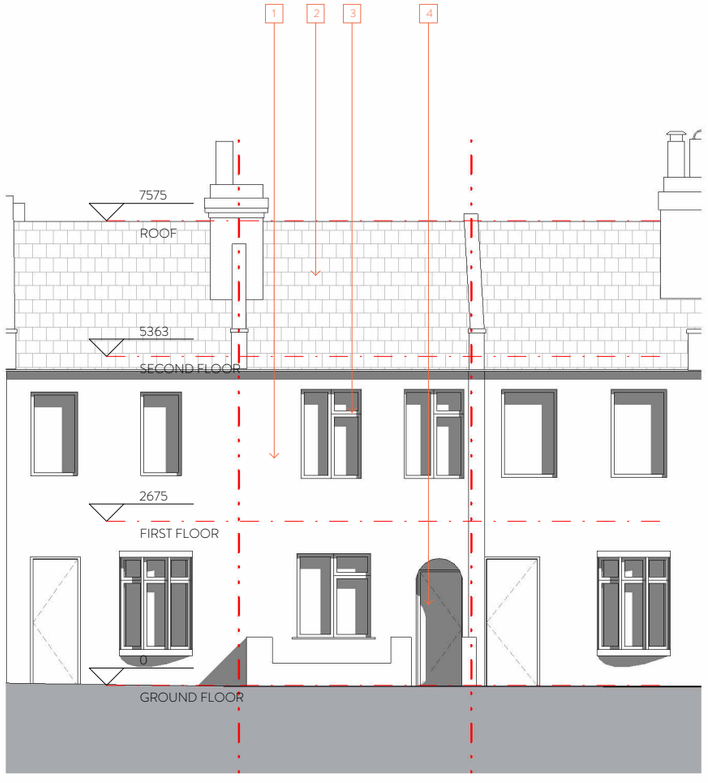

2 FRONT ELEVATION - PROPOSED

SCALE: 1:50@A1

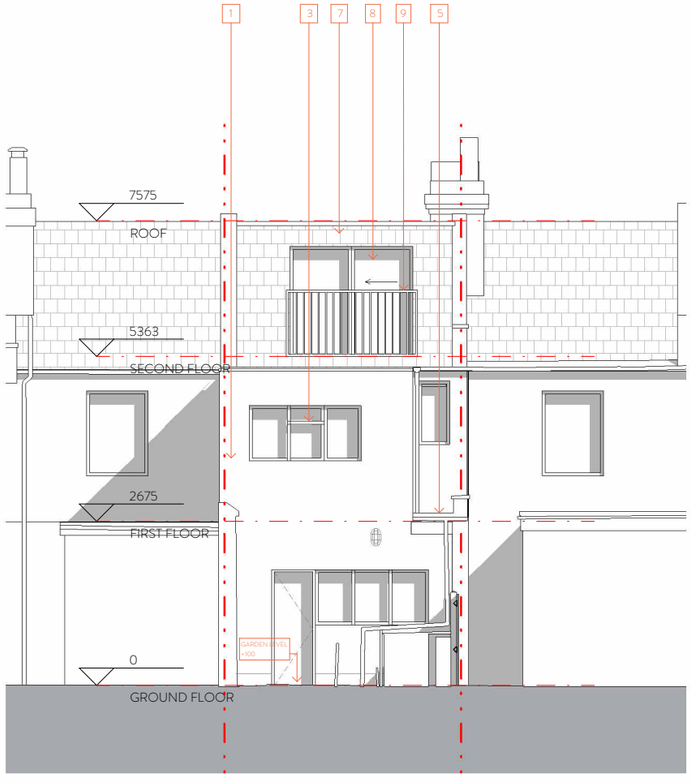

1 REAR ELEVATION - PROPOSED

SCALE: 1:50@A1

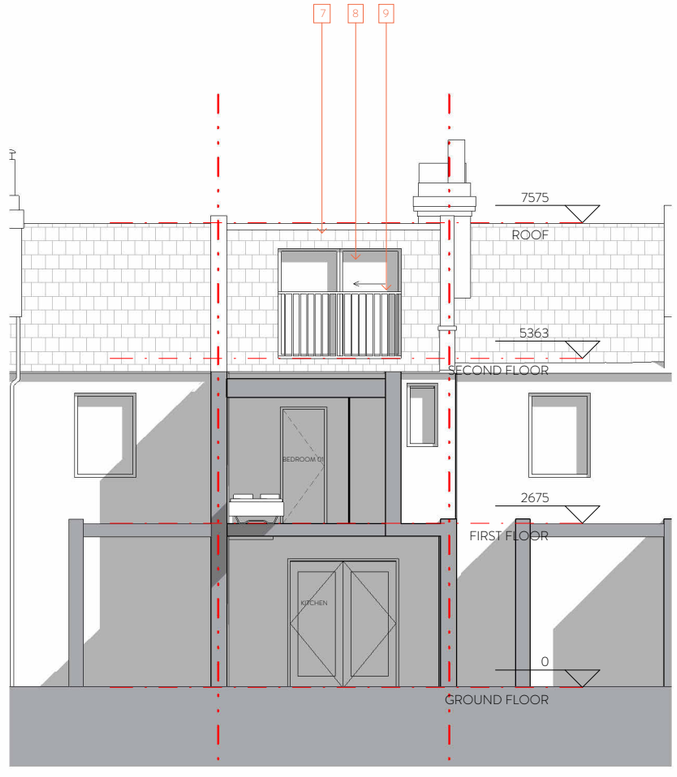

3 CROSS SECTION - PROPOSED

SCALE: 1:50@A1

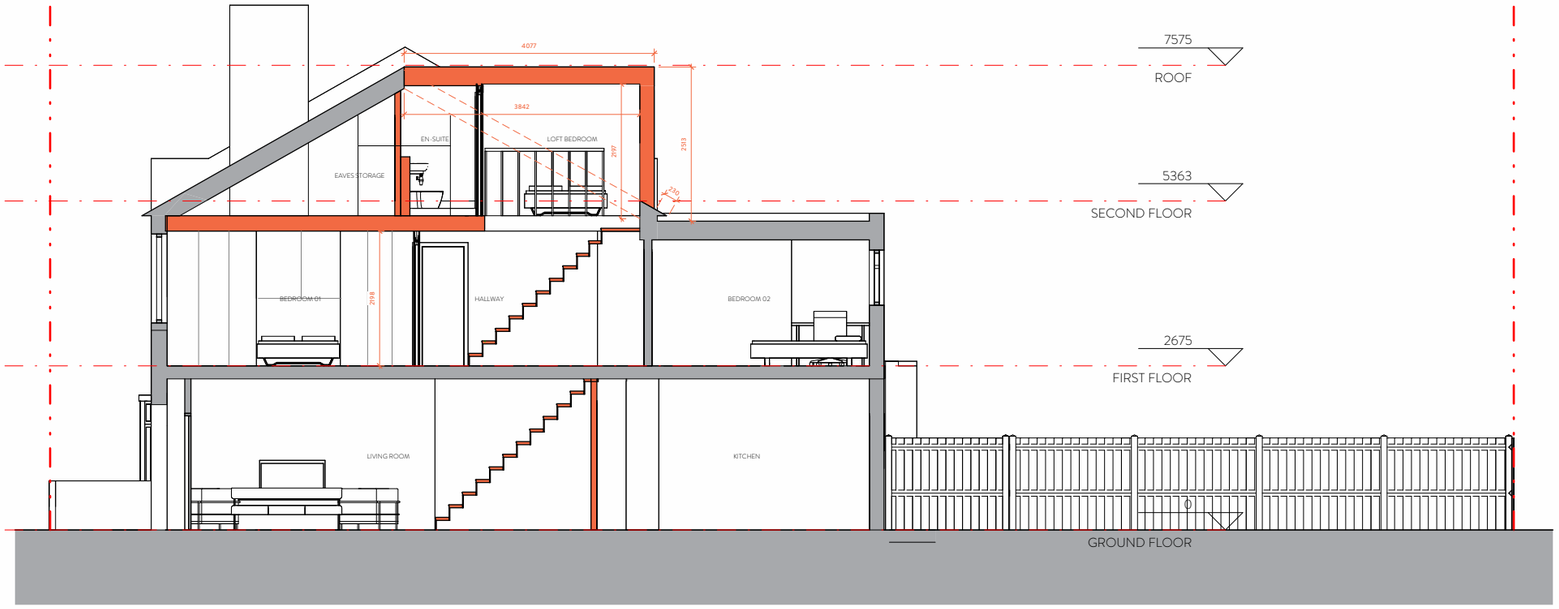

4 LONG SECTION - PROPOSED

SCALE: 1:50@A1

NEW LOFT VOLUME CALCULATIONS:

VOLUME CALCULATIONS

Type of house: Terraced

Area m3 of roof extensions allowed for type: 40m3

Existing roof extension - 0m3

V= (W X L X H) - (3.163m x 3.842m x 2.197m)/2

Proposed roof extension - 13.35m3

DISCLAIMER:
1. This drawing is copyright and remains the property of Weston Rengifo Architects Practice
2. This drawing is protected by copyright and is for use on this specific project site only.
3. Do not scale from this drawing.
4. This drawing is to be read in conjunction with all related drawings.
5. The originator should be notified immediately of any discrepancy.
6. All dimensions and Setting-out must be confirmed on site, prior to start fabrication and installation.
7. This drawing is to be read in conjunction with M&E, Fire, Structural, Landscape information, drawings and specifications.
8. Fire rating as per fire strategy.
9. All foundations setting out info and all structural information to be taken from structural engineers documents.
10. Final Fixing detailing and setting out for envelope to be developed by selected subcontractor in compliancy with design intent and planning requirements.

PROPOSED ELEVATIONS LEGEND

- Denotes site boundary
- 1 Existing render
- 2 Existing roof tiles
- 3 Existing white PVC windows
- 4 Existing door
- 5 Existing drainage pipes
- 6 Existing shed
- 7 New tiles to match existing
- 8 New sliding doors to match existing windows
- 9 New metal Juliette balcony

rev	description	date	dr by	ap by
1	Permitted Development	01/03/23	JP	SW
2	Permitted Development Amendment	08/03/23	JP	SW

ORIGINAL BY JP

WRAP

Client
Claudio Borges & Bethany Moore

Project
19LR

Drawing
PROPOSED ELEVATIONS AND SECTIONS

Drawing number	Scale
WRAP · GA · A · A0170	1 : 50
Project number	Issue status
22016	PD

WRAP	GA	A	A0170	2
ORIGINATOR	TYPOLOGY	ZONE	DRAWING NO.	REV

Legal notice
This drawing is to be read in conjunction with all related drawings and specifications. Do not scale from this drawing. All dimensions must be checked and verified on site before commencing any work or producing construction/shop drawings. The originator should be notified immediately of any discrepancy. This drawing is copyright and remains the property of Weston Rengifo Architects Practice Limited.