H1 NARROW FRONTAGE HOUSE 3b/5p

AREA 130.4 m2

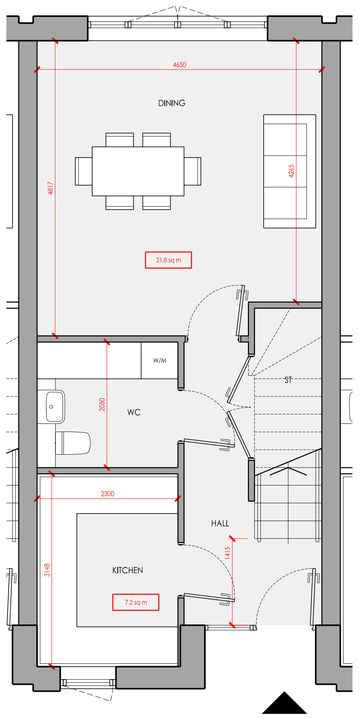

GROUND FLOOR (NORTHERN TERRACE)

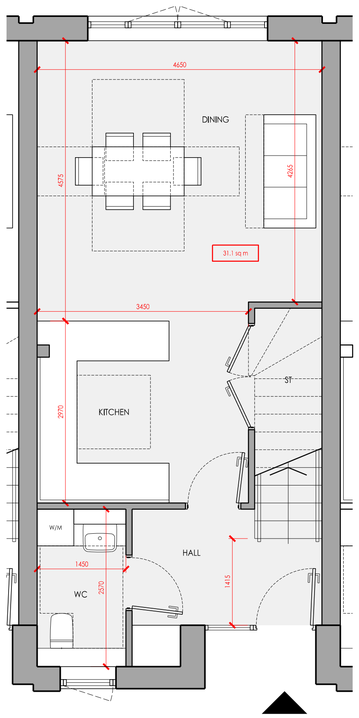

GROUND FLOOR (SOUTHERN TERRACE)

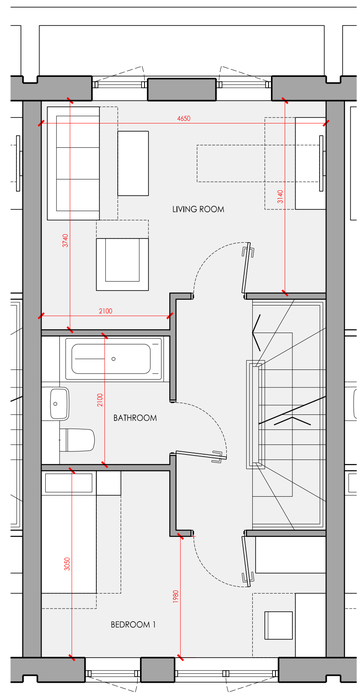

FIRST FLOOR

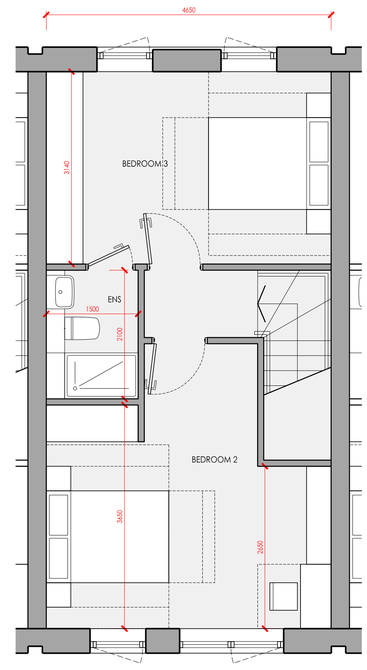

SECOND FLOOR

GENERAL NOTES

REFERED DIMENSIONS ARE TAKEN TO STRUCTURE UNLESS INDICATED OTHERWISE.
ALL DIMENSIONS TO BE CHECKED ON SITE PRIOR TO COMMENCEMENT OF WORK.
DRAWING TO BE READ IN CONJUNCTION WITH ALL OTHER ARCHITECTS DRAWINGS, CONSULTANTS AND SPECIALIST'S DRAWINGS, CONSTRUCTION NOTES, SPECIFICATIONS AND EMPLOYER'S REQUIREMENTS WHERE APPLICABLE.
ANY DISCREPANCY MUST BE BROUGHT TO THE ATTENTION OF PCKO, IF IN DOUBT, ASK.
ANY MODIFICATION TO THE DRAWING MUST BE CARRIED OUT BY PCKO.
THE DRAWING REMAINS UNDER THE COPYRIGHT OF PCKO ARCHITECTS LIMITED. PLEASE OBTAIN PERMISSION BEFORE COPYING.
NOTE: ALL ASPECTS OF CONSTRUCTION INCORPORATES TIMBER LIGHT GAUGE STEEL FRAME. ALL ELEMENTS OF FRAME INCLUDING STUD LOCATIONS, NOGGINS, SHEATHING, LINTELS, TRUSSES AND WIND BRACING TO BE TO FRAME MANUFACTURER'S DESIGN, DETAIL AND SPECIFICATION.
ALL STRUCTURAL ELEMENTS ARE SHOWN INDICATIVELY. FOR ALL ELEMENTS OF STRUCTURE REFER TO STRUCTURAL ENGINEER'S AND SPECIALIST SUB-CONTRACTOR'S FABRICATION DESIGN, DETAIL AND SPECIFICATION.
ALL MECHANICAL AND ELECTRICAL ELEMENTS ARE SHOWN INDICATIVELY. FOR ALL M&E INSTALLATIONS REFER TO BUILDING SERVICES ENGINEER'S AND SPECIALIST SUB-CONTRACTOR'S DESIGN, DETAIL AND SPECIFICATION.

0 1 2 3 4 5m

KEY

N

H1 AREA SCHEDULE	PROPOSED	MINIMUM
KITCHEN + DINING (NORTHERN)	29.0 m2	12.8 m2
DINING + KITCHEN (SOUTHERN)	31.1 m2	12.8 m2
LIVING ROOM	16.0 m2	16.0 m2
BEDROOM 1	11.3 m2	8.0 m2
BEDROOM 2	17.6 m2	12.0 m2
BEDROOM 3	14.6 m2	12.0 m2
STORAGE	4.0 m2	3.0 m2

H2 AREA SCHEDULE	PROPOSED	MINIMUM
KITCHEN + DINING + LIVING	33.8 m2	29.0 m2
BEDROOM 1	12.4 m2	12.0 m2
BEDROOM 2	9.6 m2	8.0 m2
BEDROOM 3	22.4 m2	12.0 m2
STORAGE	3.3 m2	3.0 m2

H2 WIDE FRONTAGE HOUSE 3b/5p

AREA 131.2 m2

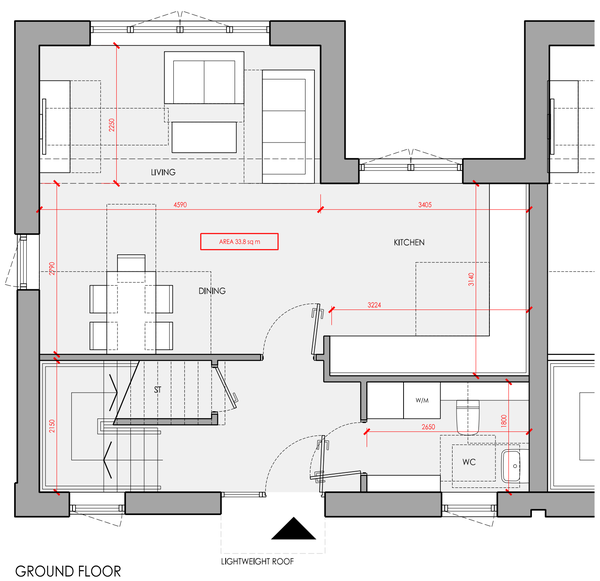

GROUND FLOOR

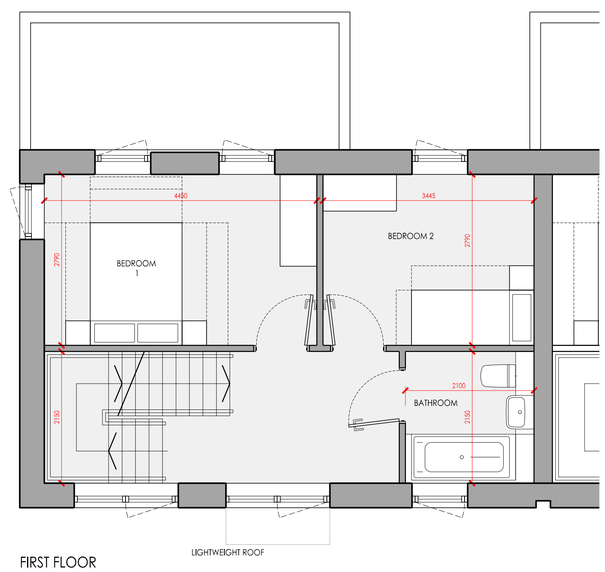

FIRST FLOOR

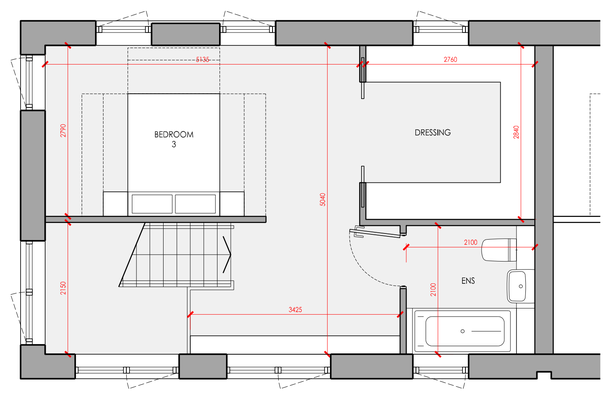

SECOND FLOOR

DATE	REV	DESCRIPTION	BY	CHECKED
15/10/19	P01	INITIAL ISSUE	PP	DDS

PCKO an AHR company

5 - 8 HARDWICK STREET
LONDON EC1R 4RG
TEL: 020 - 7372 - 8918
www.pcko.co.uk

ARCHITECTS INTERIOR DESIGNERS
MASTER PLANNERS URBAN DESIGNERS

CLIENT: Notting Hill Genesis

PROJECT: St Clare SCL-AHR

DRAWING TITLE: Houses Plans

STATUS: PLANNING

SCALE: 1:50@A1 / 1:100@A3 | DRAWN BY: PP

DATE: 2019.04 | CHECKED BY: DDS

DRAWING NO: B3-XX-DR-A-20-700-P1 | REVISION: P01

© PCKO 2019