


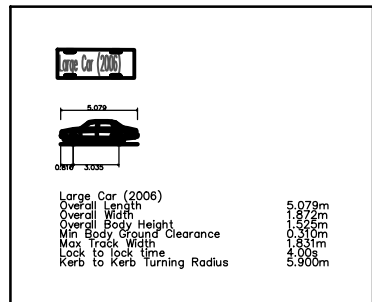


**KEY:**

	RESIDENTIAL PARKING	(26 SPACES)
	RESIDENTIAL DISABLED PARKING	(24 SPACES)
	STANDARD SPACE SUITABLE FOR POTENTIAL CONVERSION TO ACCESSIBLE BAY	(14 SPACES)



Mark	Revision	Date	Drawn	Chkd	Appd
B	Masterplan updated	25.07.22	REM	PW	PW
A	Masterplan updated	04.03.22	REM	PW	PW

SCALING NOTE: Do not scale this drawing - any errors or omissions shall be reported to Stantec without delay.  
 UTILITIES NOTE: The position of any existing public or private sewers, utility services, plant or apparatus shown on this drawing is believed to be correct, but no warranty to this is expressed or implied. Other such plant or apparatus may also be present but not shown. The Contractor is therefore advised to undertake their own investigation where the presence of any existing sewers, services, plant or apparatus may affect their operations.

Drawing Issue Status **FOR PLANNING**

**STAG BREWERY, MORTLAKE  
 CAR PARKING MANAGEMENT STRATEGY  
 WESTERN BASEMENT (PHASE 2)  
 PARKING LAYOUT (DISABLED BAY UPLIFT)**

Client  
**RESELTON PROPERTIES**

Date of 1st Issue	Designed	Drawn
31.01.2022	REM	REM
A3 Scale	Checked	Approved
1:500	PW	PW
Drawing Number	Revision	
<b>38262/5520/25</b>	<b>B</b>	



**stantec.com/uk**

Copyright reserved  
 The copyrights to all designs and drawings are the property of Stantec.  
 Reproduction or use for any purpose other than that authorised by Stantec is forbidden.

LONDON  
 Tel: 020 3824 6600