
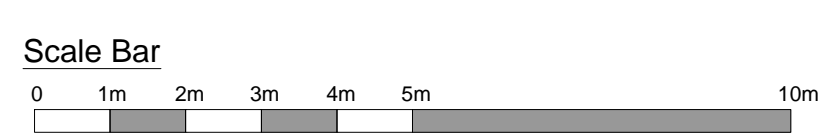


Existing and Proposed Building Footprints
Scale @ 1:100

Existing Building Footprint
563.8 m² - 6068 sqft

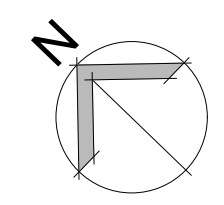


Proposed Building Footprint
529 m² - 5694 sqft



General Notes
This drawing is to be read in conjunction with all relevant design team specifications and drawings.
All dimensions are to be checked on site prior to commencement of work any discrepancies reported to the Project Architect.
All materials and components are to be handled, stored, protected, installed and finished strictly in accordance with the manufacturer's recommendations.
© copyright SILVER JETTY LIMITED

Notes:



REV	DATE	DESCRIPTION	INITIALS
P4	31.05.2023	PLANNING ISSUE	CJB

SILVER JETTY LIMITED

The Boathouse

Ranelagh Drive
Twickenham
TW1 1QZ

Existing and Proposed Building Footprints

Drawing scale	1:100 @ A1		
Project number	PL-005	Issue	P4
Project name	SJ 171001	Author	CJB
Date	02.09.2022	Checker	JA
Discipline	PLANNING		

