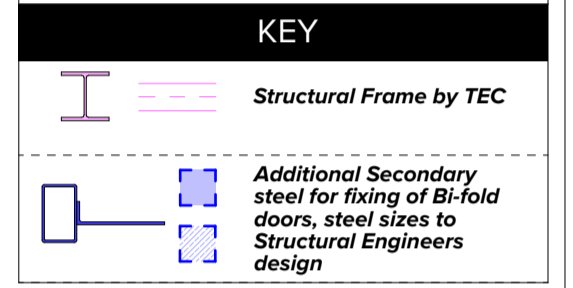


General Notes
 THIS DRAWING IS © CUBE DESIGN LTD
 CONTRACTORS MUST CHECK ALL DIMENSIONS ON SITE. ONLY FIGURED DIMENSIONS ARE TO BE WORKED FROM. DISCREPANCIES MUST BE REPORTED TO THE ARCHITECT BEFORE PROCEEDING.
 WHEN THIS DRAWING IS ISSUED IN DWG FORMAT CUBE DESIGN TAKE NO RESPONSIBILITY OR LIABILITY FOR THE USE AND/OR ADJUSTMENT OF THESE LAYOUTS BY A THIRD PARTY. THE USE OF THIS INFORMATION IS AT THE USER'S RISK.
 CUBE DESIGN LTD DRAWINGS ARE PRODUCED IN COLOUR. DRAWINGS SHOULD BE PRINTED AND/OR VIEWED IN COLOUR.
 STRUCTURAL INFORMATION TAKEN FROM STRUCTURAL ENGINEERS - THORPE ENGINEERING CONSULTANTS LTD.
 BELOW GROUND DRAINAGE INFORMATION TAKEN FROM CIVIL ENGINEERS DRAWINGS - SUCH SALLINGER PETERS LTD.

DESIGN INTENT
Note:
 Drawing requires Structural Design input and coordination with Timber window subcontractor

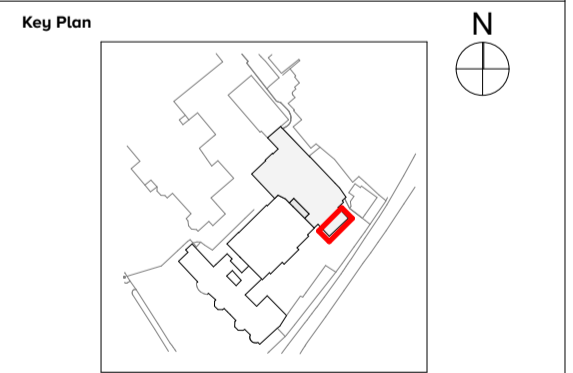


CDM RISKS

Protection of members of public, the client and others. Secure site using hoarding, net scaffolds and robust chutes
 Working from height. Ensure prevention of people and or materials falling from height. Ensure suitable edge protection, guard rails, and toe boards in place. Fall restraint systems to be used as necessary. Ensure fragile roof surfaces are covered, secure working platforms with guard rails.
 Heavy lifting. Avoid manual handling if possible. Ensure manual handling procedures are in place.
 Awareness of working in and around open trenches. Shoring excavations, cover or barrier excavations to prevent falls.
 Supporting structures inc walls and beams and roofs with props, ensure props are installed by a competent person
 Turn electricity off and other services before drilling into walls. Do not use excavators or power tools near known or suspected buried services

REVISION LIST

REV	DATE	DESCRIPTION	DRWN	CHKD
A	13/11/2020	Design Intent Sketch - First Issue	AA	JLS
B	18/12/2020	Bi-fold Door width changed to 8000mm and to timber side panels adjusted dimension showing 93mm post added	AA	JLS



cube design
 architecture interior design graphics

Unit 12, Headlands Business Park, Salisbury road
 Ringwood, Hampshire, BH24 3PB
 T: 01425 481 999
 e-mail: maildesk@cube-designltd.co.uk
 www.cube-designltd.co.uk

PROJECT
 Richmond Harbour Hotel
 152-158 Richmond Hill Richmond Upon Thames
 TW10 6RP Surrey

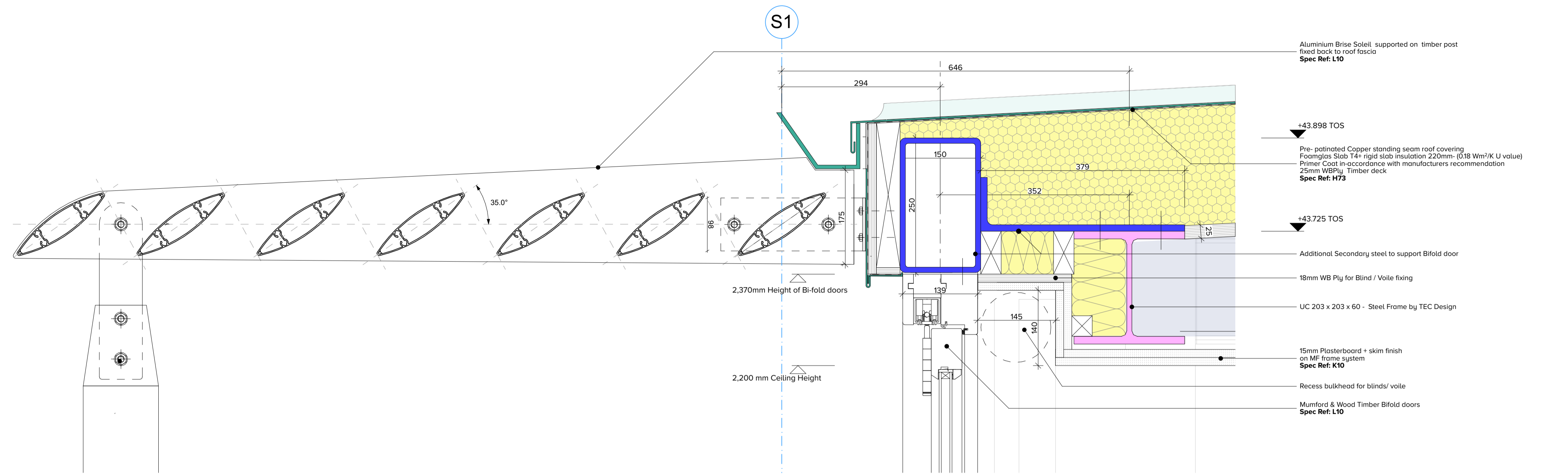
DRAWING TITLE
 Design Intent Sketch of GF Studio Bi-fold Door head Detail + Plan

STATUS
 Construction

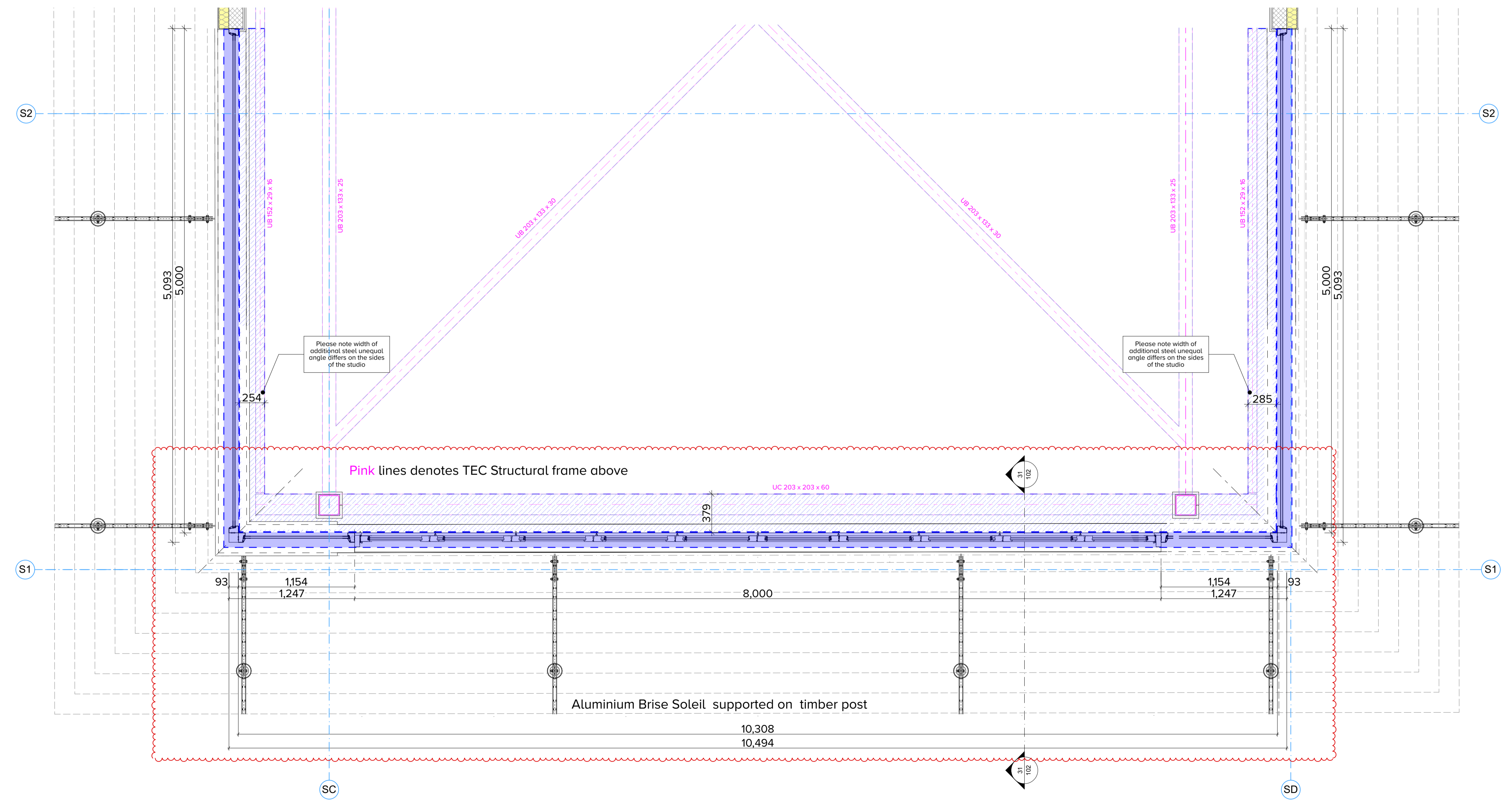
DATE DRAWN 18/12/2020	DRAWN BY AA
SCALE 1:5, 1:25@A1	CHECKED BY JLS

DRAWING NUMBER

project	originator	role	zone	level	type	number	rev
1354	CDL	A	01	GF	DR	31102	B



Bi-fold Door Head Section Detail
 Scale A1@1:5



Bi-Fold Doors plan
 Scale A1@1:25