

Nicolas James Building Ltd
 Harbour House, 60 Purewell
 Christchurch
 Dorset
 BH23 1ES

Account: N0000331

Date: 21/03/2021

Customer Information

Sales Executive: Matthew Blaylock

E-mail: Matthew.Blaylock@mumfordwood.com

Tel: 07805 806673

Processor: Jon Reed

Project number: PRJ-19051118

Site: Richmond Harbour Hotel
 Spa, 152-158 Richmond Hill,
 Richmond Upon Thames, Surrey,
 TW10 6RP

Delivery Terms: Delivery Included

Est. Delivery Wk/End: 15/01/2021

Manufacturing Confirmation: 2010075

SUPPLY ONLY		REVISION 01
Item Summary	Item Qty	
Casement doors	2	
Casement windows	4	

Net Total		
Vat @ 20%		
Grand Totals	6	

Current Payment Summary: 50% Deposit / Balance Prior due to dispatch

- Any variation to the quoted prices as a result of changes made to quantities, sizes or specification will be reflected in the final sum due.
- Future amendments - an administration fee of minimum £250 will apply, and lead time may be extended. I/we will be liable for all costs incurred by Mumford & Wood Ltd as a result of any amendment.
- In the event of cancellation of this order then I/we will be liable for all costs incurred by Mumford & Wood Ltd at the time of cancellation. Such costs will not exceed the contract value.
- All products are sold to our "Standard Conditions of Sale", full details available upon request.
- Mumford & Wood Ltd accept measurement responsibility for all fully formed structural openings measured by Mumford & Wood Ltd at the time of the survey.

Instruction to manufacture. Please complete below and return this covering page.

Please accept this as confirmation our specification has been interpreted correctly at the above cost to begin manufacture

Print Name: _____ Company: _____

Signature: _____ Position: _____

Date: _____ Purchase Order No. (if applicable): _____

All timber and wood based components are supplied as FSC Mix 70% under Chain of Custody Registration
 Number TT-COC-003956

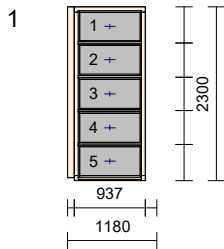


THE FINEST TIMBER WINDOWS & DOORS

Order confirmation : 2010075

(Please Note: Images viewed from outside. Arrow denotes hinge position)
Please check your requirements have been interpreted correctly.
No liability will be accepted for any errors that may occur

Item	Quantity	Description	Per Item	Total
------	----------	-------------	----------	-------



1 No.

EAST ELEVATION

SW 0.09

Product: Conservation Casement
Size: 937 mm x 2300 mm
Weight: 100 kg
Frame Timber: Red Grandis
Sash Timber:
Finish: Fully Finished Stain 3 Coat
Colour: Teak Base With Cypress top coat
Frame Width: Head 68 Cill 68 Left 68 Right 68
 Transom
 68
 68
 68
 68

Sash Width:

SNo	Top	Bottom	Left	Right
1	0	0	0	0
2	0	0	0	0
3	0	0	0	0
4	0	0	0	0
5	0	0	0	0

Frame Profile: Square
Sash Profile: Square Sash
Sash: OO DG Fan/Fixed light
Openings: Direct Glazed Fixed Light
Hardware: -- FSC Material Used --
Attachments: BayWindow Post
 34 x 110mm Cill Extender + Window Board
 Groove (sent loose)

Glass Specification:
 1.1 6.8mm Clear Laminated / 14mm Argon / 4mm Clear Toughened Soft Coat Low-E PLUS Black WarmEdge Spacer (Std)
 2.1 6.8mm Clear Laminated / 14mm Argon / 4mm Clear Toughened Soft Coat Low-E PLUS Black WarmEdge Spacer (Std)
 3.1 6.8mm Clear Laminated / 14mm Argon / 4mm Clear Toughened Soft Coat Low-E PLUS Black WarmEdge Spacer (Std)
 4.1 6.8mm Clear Laminated / 14mm Argon / 4mm Clear Toughened Soft Coat Low-E PLUS Black WarmEdge Spacer (Std)
 5.1 6.8mm Clear Laminated / 14mm Argon / 4mm Clear Toughened Soft Coat Low-E PLUS Black WarmEdge Spacer (Std)

BLACK GLAZING TAPE

TO FORM PART OF BAY ON EAST ELEVATION WITH SW0.10 & SW0.11

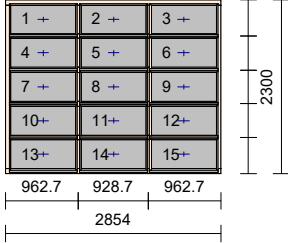


FM624029 EMS624030

THE FINEST TIMBER WINDOWS & DOORS

Order confirmation : 2010075

(Please Note: Images viewed from outside. Arrow denotes hinge position)
Please check your requirements have been interpreted correctly.
No liability will be accepted for any errors that may occur

Item	Quantity	Description	Per Item	Total																																																																																
2	1 No.	<div style="display: flex; align-items: center;">  <div style="margin-left: 20px;"> <p>EAST ELEVATION</p> <p>SW 0.10</p> <p>Product: Conservation Casement Size: 2854 mm x 2300 mm Weight: 260 kg Frame Timber: Red Grandis Sash Timber: Finish: Fully Finished Stain 3 Coat Colour: Teak Base With Cypress top coat Frame Width: Head 68 Cill 68 Left 68 Right 68 Mullion Transom 68 68 68 68 68 68 68 68 68 68 68 68 68 68 68 68 68 68</p> <p>Sash Width:</p> <table border="1"> <thead> <tr> <th>SNo</th> <th>Top</th> <th>Bottom</th> <th>Left</th> <th>Right</th> </tr> </thead> <tbody> <tr><td>1</td><td>0</td><td>0</td><td>0</td><td>0</td></tr> <tr><td>2</td><td>0</td><td>0</td><td>0</td><td>0</td></tr> <tr><td>3</td><td>0</td><td>0</td><td>0</td><td>0</td></tr> <tr><td>4</td><td>0</td><td>0</td><td>0</td><td>0</td></tr> <tr><td>5</td><td>0</td><td>0</td><td>0</td><td>0</td></tr> <tr><td>6</td><td>0</td><td>0</td><td>0</td><td>0</td></tr> <tr><td>7</td><td>0</td><td>0</td><td>0</td><td>0</td></tr> <tr><td>8</td><td>0</td><td>0</td><td>0</td><td>0</td></tr> <tr><td>9</td><td>0</td><td>0</td><td>0</td><td>0</td></tr> <tr><td>10</td><td>0</td><td>0</td><td>0</td><td>0</td></tr> <tr><td>11</td><td>0</td><td>0</td><td>0</td><td>0</td></tr> <tr><td>12</td><td>0</td><td>0</td><td>0</td><td>0</td></tr> <tr><td>13</td><td>0</td><td>0</td><td>0</td><td>0</td></tr> <tr><td>14</td><td>0</td><td>0</td><td>0</td><td>0</td></tr> <tr><td>15</td><td>0</td><td>0</td><td>0</td><td>0</td></tr> </tbody> </table> <p>Frame Profile: Square Sash Profile: Square Sash Sash: OO DG Fan/Fixed light Openings: Direct Glazed Fixed Light Hardware: -- FSC Material Used -- Attachments: 34 x 110mm Cill Extender + Window Board Groove (sent loose)</p> <p>Glass Specification:</p> <p>1.1 6.8mm Clear Laminated / 14mm Argon / 4mm Clear Toughened Soft Coat Low-E PLUS Black WarmEdge Spacer (Std) 2.1 6.8mm Clear Laminated / 14mm Argon / 4mm Clear Toughened Soft Coat Low-E PLUS Black WarmEdge Spacer (Std) 3.1 6.8mm Clear Laminated / 14mm Argon / 4mm Clear Toughened Soft Coat Low-E</p> </div> </div>	SNo	Top	Bottom	Left	Right	1	0	0	0	0	2	0	0	0	0	3	0	0	0	0	4	0	0	0	0	5	0	0	0	0	6	0	0	0	0	7	0	0	0	0	8	0	0	0	0	9	0	0	0	0	10	0	0	0	0	11	0	0	0	0	12	0	0	0	0	13	0	0	0	0	14	0	0	0	0	15	0	0	0	0		
SNo	Top	Bottom	Left	Right																																																																																
1	0	0	0	0																																																																																
2	0	0	0	0																																																																																
3	0	0	0	0																																																																																
4	0	0	0	0																																																																																
5	0	0	0	0																																																																																
6	0	0	0	0																																																																																
7	0	0	0	0																																																																																
8	0	0	0	0																																																																																
9	0	0	0	0																																																																																
10	0	0	0	0																																																																																
11	0	0	0	0																																																																																
12	0	0	0	0																																																																																
13	0	0	0	0																																																																																
14	0	0	0	0																																																																																
15	0	0	0	0																																																																																



FM624029 EMS624030

THE FINEST TIMBER WINDOWS & DOORS

Order confirmation : 2010075

(Please Note: Images viewed from outside. Arrow denotes hinge position)
 Please check your requirements have been interpreted correctly.
 No liability will be accepted for any errors that may occur

Item	Quantity	Description	Per Item	Total
		PLUS Black WarmEdge Spacer (Std)		
	4.1	6.8mm Clear Laminated / 14mm Argon / 4mm Clear Toughened Soft Coat Low-E		
		PLUS Black WarmEdge Spacer (Std)		
	5.1	6.8mm Clear Laminated / 14mm Argon / 4mm Clear Toughened Soft Coat Low-E		
		PLUS Black WarmEdge Spacer (Std)		
	6.1	6.8mm Clear Laminated / 14mm Argon / 4mm Clear Toughened Soft Coat Low-E		
		PLUS Black WarmEdge Spacer (Std)		
	7.1	6.8mm Clear Laminated / 14mm Argon / 4mm Clear Toughened Soft Coat Low-E		
		PLUS Black WarmEdge Spacer (Std)		
	8.1	6.8mm Clear Laminated / 14mm Argon / 4mm Clear Toughened Soft Coat Low-E		
		PLUS Black WarmEdge Spacer (Std)		
	9.1	6.8mm Clear Laminated / 14mm Argon / 4mm Clear Toughened Soft Coat Low-E		
		PLUS Black WarmEdge Spacer (Std)		
	10.1	6.8mm Clear Laminated / 14mm Argon / 4mm Clear Toughened Soft Coat Low-E		
		PLUS Black WarmEdge Spacer (Std)		
	11.1	6.8mm Clear Laminated / 14mm Argon / 4mm Clear Toughened Soft Coat Low-E		
		PLUS Black WarmEdge Spacer (Std)		
	12.1	6.8mm Clear Laminated / 14mm Argon / 4mm Clear Toughened Soft Coat Low-E		
		PLUS Black WarmEdge Spacer (Std)		
	13.1	6.8mm Clear Laminated / 14mm Argon / 4mm Clear Toughened Soft Coat Low-E		
		PLUS Black WarmEdge Spacer (Std)		
	14.1	6.8mm Clear Laminated / 14mm Argon / 4mm Clear Toughened Soft Coat Low-E		
		PLUS Black WarmEdge Spacer (Std)		
	15.1	6.8mm Clear Laminated / 14mm Argon / 4mm Clear Toughened Soft Coat Low-E		
		PLUS Black WarmEdge Spacer (Std)		

BLACK GLAZING TAPE

**TO FORM PART OF BAY ON EAST ELEVATION WITH
 SW0.09 & SW0.11**



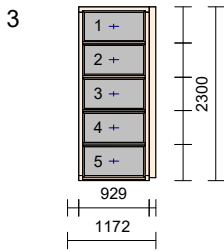
FM624029 EMS624030

THE FINEST TIMBER WINDOWS & DOORS

Order confirmation : 2010075

(Please Note: Images viewed from outside. Arrow denotes hinge position)
Please check your requirements have been interpreted correctly.
No liability will be accepted for any errors that may occur

Item	Quantity	Description	Per Item	Total
------	----------	-------------	----------	-------



1 No. **EAST ELEVATION**

SW 0.11

Product: Conservation Casement
Size: 929 mm x 2300 mm
Weight: 99 kg
Frame Timber: Red Grandis
Sash Timber:
Finish: Fully Finished Stain 3 Coat
Colour: Teak Base With Cypress top coat
Frame Width: Head 68 Cill 68 Left 68 Right 68
 Transom
 68
 68
 68
 68
Sash Width:

SNo	Top	Bottom	Left	Right
1	0	0	0	0
2	0	0	0	0
3	0	0	0	0
4	0	0	0	0
5	0	0	0	0

Frame Profile: Square
Sash Profile: Square Sash
Sash: OO DG Fan/Fixed light
Openings: Direct Glazed Fixed Light
Hardware: -- FSC Material Used --
Attachments: BayWindow Post
 34 x 110mm Cill Extender + Window Board
 Groove (sent loose)

Glass Specification:

1.1 6.8mm Clear Laminated / 14mm Argon / 4mm Clear Toughened Soft Coat Low-E PLUS Black WarmEdge Spacer (Std)
 2.1 6.8mm Clear Laminated / 14mm Argon / 4mm Clear Toughened Soft Coat Low-E PLUS Black WarmEdge Spacer (Std)
 3.1 6.8mm Clear Laminated / 14mm Argon / 4mm Clear Toughened Soft Coat Low-E PLUS Black WarmEdge Spacer (Std)
 4.1 6.8mm Clear Laminated / 14mm Argon / 4mm Clear Toughened Soft Coat Low-E PLUS Black WarmEdge Spacer (Std)
 5.1 6.8mm Clear Laminated / 14mm Argon / 4mm Clear Toughened Soft Coat Low-E PLUS Black WarmEdge Spacer (Std)

BLACK GLAZING TAPE

TO FORM PART OF BAY ON EAST ELEVATION WITH SW0.09 & SW0.10

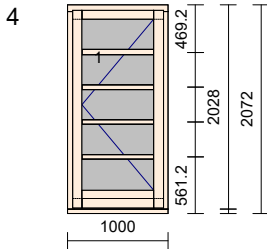


THE FINEST TIMBER WINDOWS & DOORS

Order confirmation : 2010075

(Please Note: Images viewed from outside. Arrow denotes hinge position)
 Please check your requirements have been interpreted correctly.
 No liability will be accepted for any errors that may occur

Item	Quantity	Description	Per Item	Total
------	----------	-------------	----------	-------



1 No.

EAST ELEVATION

SW 0.15

Product: Conservation Open Out Door
Size: 1000 mm x 2072 mm
Weight: 75 kg
Frame Timber: Red Grandis
Sash Timber: Red Grandis
Finish: Fully Finished Stain 3 Coat
Colour: Teak Base With Cypress top coat
Frame Width: Head 68 Cill 0 Left 68 Right 68
Sash Width: SNo Top Bottom Left Right
 1 94 94 94 94
Frame Profile: Square
Sash Profile: Square Swedish Joint Sash
Bar: Sash TruBar
Sash: Outward Door
Openings: LH Single Outward Door Hung Only
Hardware: Butt Hinge - Lift Off Brushed Stainless Steel
 Aluminium Cill - Aluminium
 -- FSC Material Used --
 Hinged Only - No Lock or Handles Supplied

Attachments:

142 x 44mm SubCill

Glass Specification:

- 1.1 4mm Clear Toughened / 16mm Argon / 4mm Clear Toughened Soft Coat Low-E PLUS Black WarmEdge Spacer (Std)
- 1.2 4mm Clear Toughened / 16mm Argon / 4mm Clear Toughened Soft Coat Low-E PLUS Black WarmEdge Spacer (Std)
- 1.3 4mm Clear Toughened / 16mm Argon / 4mm Clear Toughened Soft Coat Low-E PLUS Black WarmEdge Spacer (Std)
- 1.4 4mm Clear Toughened / 16mm Argon / 4mm Clear Toughened Soft Coat Low-E PLUS Black WarmEdge Spacer (Std)
- 1.5 4mm Clear Toughened / 16mm Argon / 4mm Clear Toughened Soft Coat Low-E PLUS Black WarmEdge Spacer (Std)

TO TO BE FITTED WITH EURO PROFILE BS DOUBLE CYLINDER DEADLOCK

PULL HANDLE BY OTHERS

BLACK GLAZING TAPE



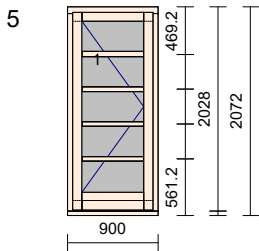
FM624029 EMS624030

THE FINEST TIMBER WINDOWS & DOORS

Order confirmation : 2010075

(Please Note: Images viewed from outside. Arrow denotes hinge position)
 Please check your requirements have been interpreted correctly.
 No liability will be accepted for any errors that may occur

Item	Quantity	Description	Per Item	Total
------	----------	-------------	----------	-------



1 No.

EAST ELEVATION

SW 0.16

Product: Conservation Open Out Door
Size: 900 mm x 2072 mm
Weight: 69 kg
Frame Timber: Red Grandis
Sash Timber: Red Grandis
Finish: Fully Finished Stain 3 Coat
Colour: Teak Base With Cypress top coat
Frame Width: Head 68 Cill 0 Left 68 Right 68
Sash Width: SNo Top Bottom Left Right
 1 94 94 94 94
Frame Profile: Square
Sash Profile: Square Swedish Joint Sash
Bar: Sash TruBar
Sash: Outward Door
Openings: RH Single Outward Door Hung Only
Hardware: Butt Hinge - Lift Off Brushed Stainless Steel
 Aluminium Cill - Aluminium
 -- FSC Material Used --
 Hinged Only - No Lock or Handles Supplied

Attachments:

142 x 44mm SubCill

Glass Specification:

- 1.1 4mm Clear Toughened / 16mm Argon / 4mm Clear Toughened Soft Coat Low-E PLUS Black WarmEdge Spacer (Std)
- 1.2 4mm Clear Toughened / 16mm Argon / 4mm Clear Toughened Soft Coat Low-E PLUS Black WarmEdge Spacer (Std)
- 1.3 4mm Clear Toughened / 16mm Argon / 4mm Clear Toughened Soft Coat Low-E PLUS Black WarmEdge Spacer (Std)
- 1.4 4mm Clear Toughened / 16mm Argon / 4mm Clear Toughened Soft Coat Low-E PLUS Black WarmEdge Spacer (Std)
- 1.5 4mm Clear Toughened / 16mm Argon / 4mm Clear Toughened Soft Coat Low-E PLUS Black WarmEdge Spacer (Std)

TO TO BE FITTED WITH EURO PROFILE BS DOUBLE CYLINDER DEADLOCK

PULL HANDLE BY OTHERS

BLACK GLAZING TAPE



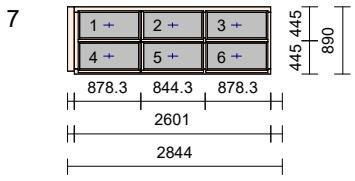
FM624029 EMS624030

THE FINEST TIMBER WINDOWS & DOORS

Order confirmation : 2010075

(Please Note: Images viewed from outside. Arrow denotes hinge position)
Please check your requirements have been interpreted correctly.
No liability will be accepted for any errors that may occur

Item	Quantity	Description	Per Item	Total
------	----------	-------------	----------	-------



7	1 No.	EAST ELEVATION		
---	-------	-----------------------	--	--

SW 1.12

Product: Conservation Casement
Size: 2601 mm x 890 mm
Weight: 103 kg
Frame Timber: Red Grandis
Sash Timber:
Finish: Fully Finished Stain 3 Coat
Colour: Teak Base With Cypress top coat
Frame Width: Head 68 Cill 68 Left 68 Right 68
Mullion Transom
68 68
68
68

Sash Width:

SNo	Top	Bottom	Left	Right
1	0	0	0	0
2	0	0	0	0
3	0	0	0	0
4	0	0	0	0
5	0	0	0	0
6	0	0	0	0

Frame Profile: Square
Sash Profile: Square Sash
Sash: OO DG Fan/Fixed light
Openings: Direct Glazed Fixed Light
Hardware: -- FSC Material Used --
Attachments: BayWindow Post
34 x 85mm Cill Extender + Window Board Groove

Glass Specification:

- 1.1 6.8mm Clear Laminated / 14mm Argon / 4mm Clear Toughened Soft Coat Low-E PLUS Black WarmEdge Spacer (Std)
- 2.1 6.8mm Clear Laminated / 14mm Argon / 4mm Clear Toughened Soft Coat Low-E PLUS Black WarmEdge Spacer (Std)
- 3.1 6.8mm Clear Laminated / 14mm Argon / 4mm Clear Toughened Soft Coat Low-E PLUS Black WarmEdge Spacer (Std)
- 4.1 6.8mm Clear Laminated / 14mm Argon / 4mm Clear Toughened Soft Coat Low-E PLUS Black WarmEdge Spacer (Std)
- 5.1 6.8mm Clear Laminated / 14mm Argon / 4mm Clear Toughened Soft Coat Low-E PLUS Black WarmEdge Spacer (Std)
- 6.1 6.8mm Clear Laminated / 14mm Argon / 4mm Clear Toughened Soft Coat Low-E PLUS Black WarmEdge Spacer (Std)

BLACK GLAZING TAPE

TO BE VIEWED WITH SW.113 (SOUTH ELEVATION)



FM624029 EMS624030

THE FINEST TIMBER WINDOWS & DOORS

Order confirmation : 2010075

(Please Note: Images viewed from outside. Arrow denotes hinge position)
Please check your requirements have been interpreted correctly.
No liability will be accepted for any errors that may occur

