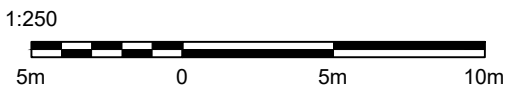
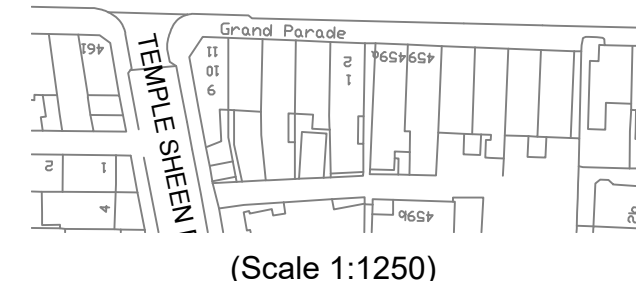
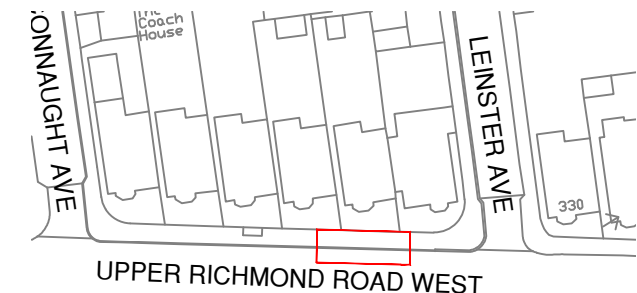


- Notes:
1. All Measurements Have Been Taken Using a Measuring Wheel & Therefore Are Accurate to the Nearest 100mm
 2. All Signs to Have a Minimum 450mm Lateral Clearance From Kerb Edge
 3. All Signs to be Installed with a Minimum Mounting Height of 2100mm


- LEGEND
- bt Existing BT Chamber
 - Existing Lamp Post
 - Existing Sign Post (Non Electric)
 - Existing Sign Post (Electric)
 - g Existing Gas Service/Chamber
 - w Existing Water Service/Chamber
 - h Existing Hydrant Service/Chamber
 - catv Existing CATV Service/Chamber
 - Existing Feeder Pillar
 - Existing Metal Rainwater Gully
 - Existing Metal Fence/ Railing
 - Business Doorway
 - Tree Position
 - Existing Metal Bollard
 - Existing Bench
 - x Existing Waste Bin
 - Existing CCTV Post

SITE LOCATION PLAN - 1:1250



(Scale 1:250)

(Scale 1:1250)



REV	DATE	BY	DESCRIPTION	CHK	APD
C	13/10/23	JH	Road names colour changed		
B	01/09/23	dds	Revisions made to drawings 03 & 04.		
A	24/08/23	dds	Issued For Approval		



ZEST

Zest Eco Ltd, Bond House, The Bourse,
Boar Lane, Leeds, LS1 5EN
web-Zest.uk.com email-operations@zest.uk.com

CLIENT TRANSPORT FOR LONDON					
DESIGN ZEST					
SCALE 1: 250	DATE AUG'23	DRAWN dds8266	CHECKED	APPROVED	SHT A3
DRAWING No. TFL-0000-02 RICH 26					

PROJECT TFL ON STREET RAPID – TRANCHE 1
TITLE EXISTING LAYOUT