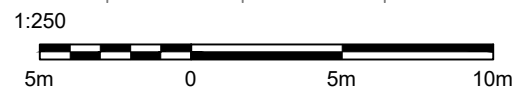
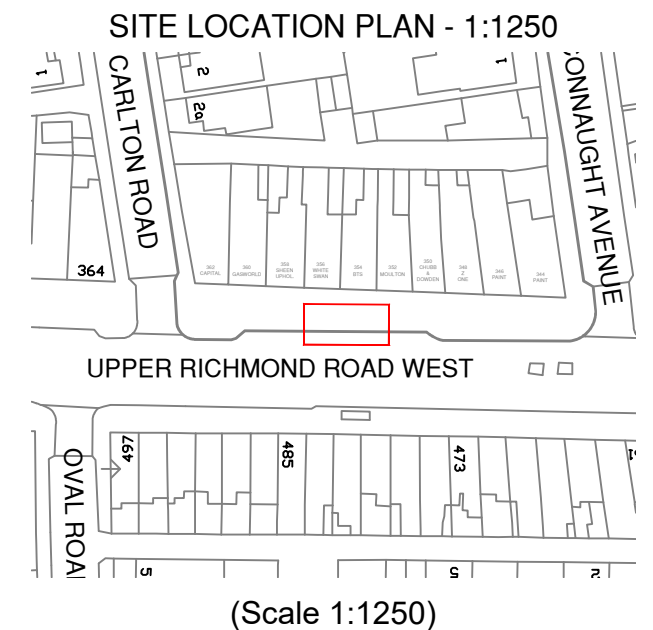


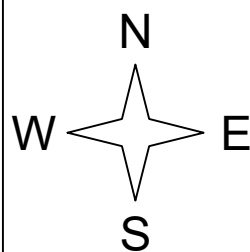
- Notes:**
1. All Measurements Have Been Taken Using a Measuring Wheel & Therefore Are Accurate to the Nearest 100mm
 2. All Signs to Have a Minimum 450mm Lateral Clearance From Kerb Edge
 3. All Signs to be Installed with a Minimum Mounting Height of 2100mm

LEGEND

- bt Existing BT Chamber
- Existing Lamp Post
- Existing Sign Post (Non Electric)
- Existing Sign Post (Electric)
- g Existing Gas Service/Chamber
- w Existing Water Service/Chamber
- ev Existing Elec Vehicle Charge Point
- catv Existing CATV Service/Chamber
- Existing Feeder Pillar
- Existing Metal Rainwater Gully
- Existing Metal Fence/ Railing
- Business Doorway
- Tree Position
- Existing Metal Bollard
- Existing Bench
- Existing Waste Bin



(Scale 1:250)



REV	DATE	BY	DESCRIPTION	CHK	APD
C	22/09/23	JH	Road name colour changed		
B	12/09/23	dds	Issued For Approval		
A	11/09/23	dds	Issued For Approval		

ZEST

Zest Eco Ltd, Bond House, The Bourse,
Boar Lane, Leeds, LS1 5EN
web-Zest.uk.com email-operations@zest.uk.com

CLIENT TRANSPORT FOR LONDON					
DESIGN ZEST					
SCALE 1:1250	DATE SEPT'23	DRAWN dds8308	CHECKED	APPROVED	SHT A3
DRAWING No. TFL-0000-02 RICH 44					

PROJECT TFL ON STREET RAPID – TRANCHE 1
TITLE EXISTING LAYOUT