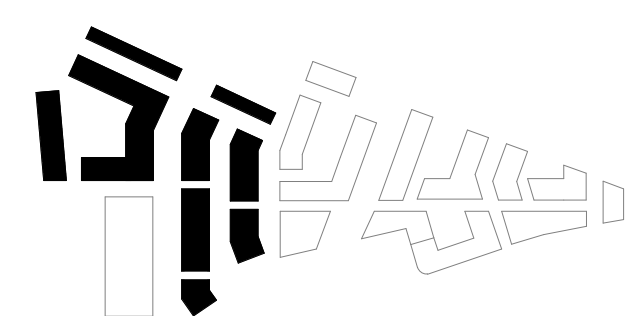
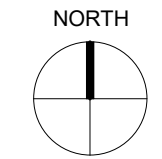




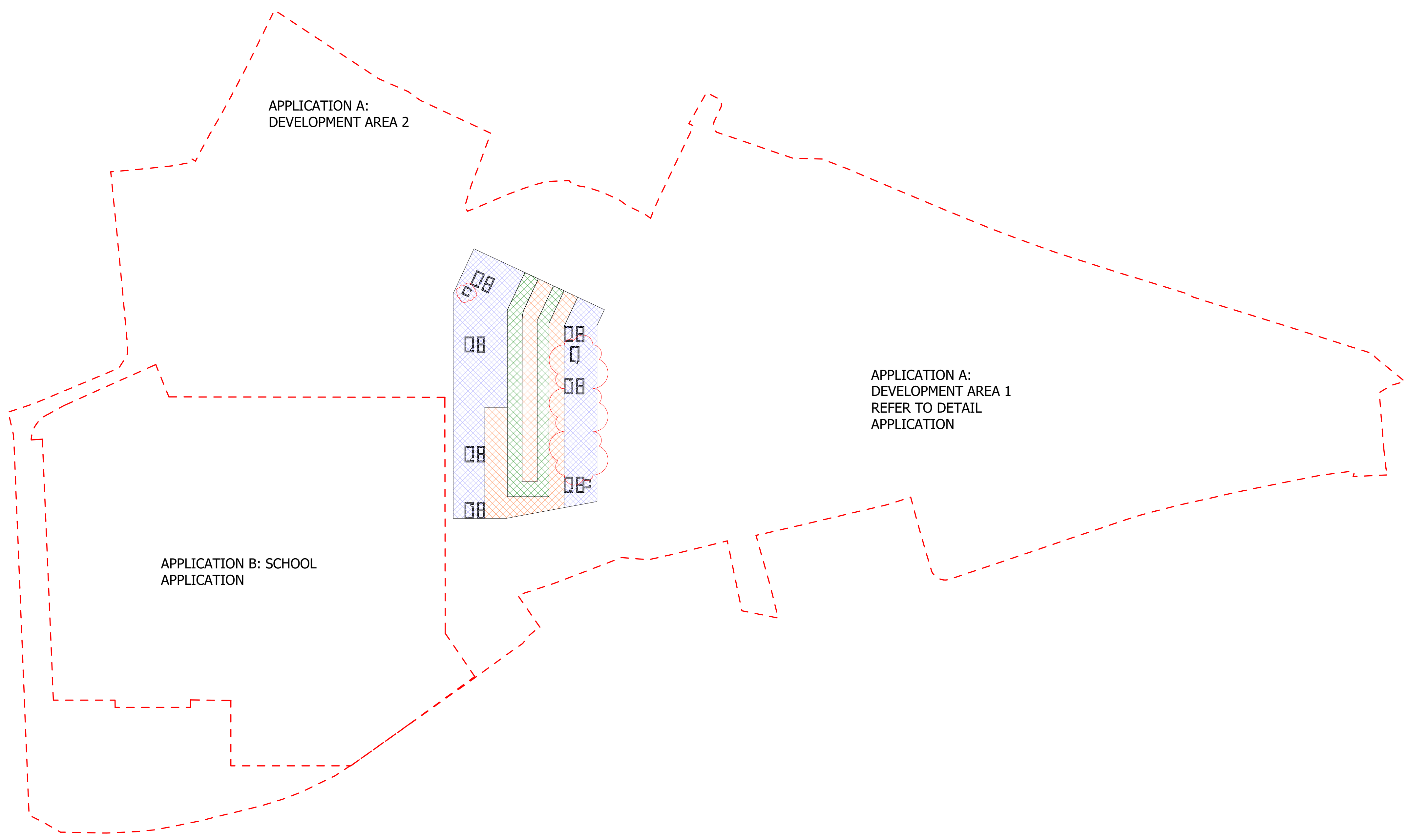


NOTES:
 DO NOT SCALE FROM THIS DRAWING. ALL DIMENSIONS TO BE CHECKED ON SITE. ALL OMISSIONS AND DISCREPANCIES TO BE REPORTED TO THE ARCHITECT IMMEDIATELY.
 ALL RIGHTS RESERVED. THIS WORK IS COPYRIGHT AND CANNOT BE REPRODUCED OR COPIED OR MODIFIED IN ANY FORM OR BY ANY MEANS, GRAPHIC ELECTRONIC OR MECHANICAL, INCLUDING PHOTOCOPYING WITHOUT THE WRITTEN PERMISSION OF SQUIRE AND PARTNERS ARCHITECTS.



LAND USE DISTRIBUTION

-  PARKING
-  SERVICING AND UTILITY & PLANT EQUIPMENT
-  ACCESS
-  PLANNING APPLICATION BOUNDARY



LBRUT 2 FIRE-LED AMMENDMENTS	03/11/23	RKB	G
LBRUT 2 APPLICATION	25/02/22	BJ	F
FINAL DRAFT HYBRID SUBMISSION	12/01/22	RKB	E
LEGAL REVIEW COMMENTS	21/05/20	BJ	D
GLA SUBMISSION	27/04/20	BJ	C
DRAFT GLA SUBMISSION	24/01/20	KH	B
FINAL DRAFT PLANNING APPLICATION	21/10/19	KH	A
LEGAL REVIEW	13/09/19	KH	-

Revision description	Date	Check	Rev

SQUIRE & PARTNERS

The Department Store
 248 Ferndale Road London SW9 8FR
 T: 020 7278 5555 F: 020 7239 0495

info@squireandpartners.com
 www.squireandpartners.com

Project
Stag Brewery
 Richmond

Drawing
PROPOSED LAND USE DISTRIBUTION - BASEMENT

Drawn	Date	Scale
KHO	13/09/19	1 : 1000 @ A1 1 : 2000 @ A3
Job Number	Drawing number	Revision
18125	C645_Z2_P_PR_009	G

