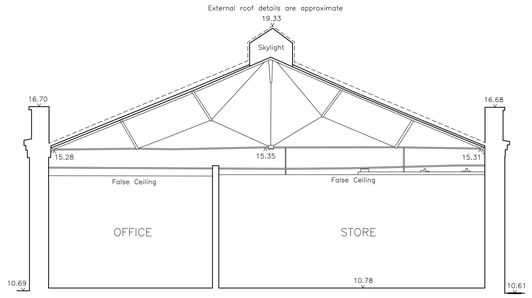

8.00m AOD

SCALE 1:100

RUSHTON & WARD

Section A-A

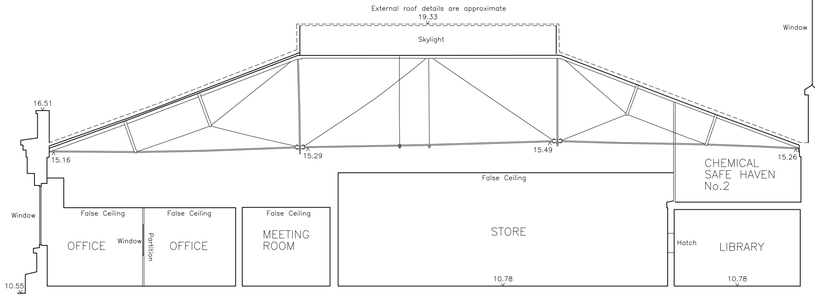

6.00m AOD

SCALE 1:100

RUSTON & WARD

Section B-B

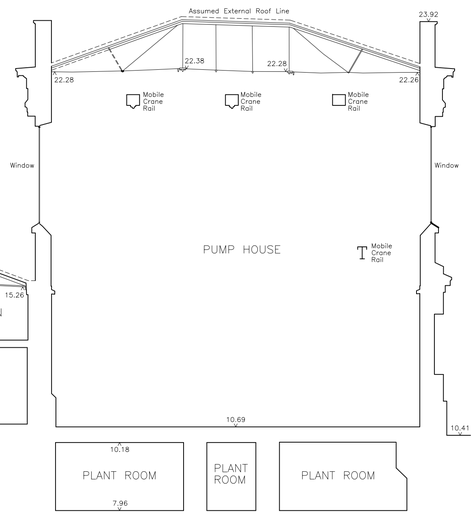

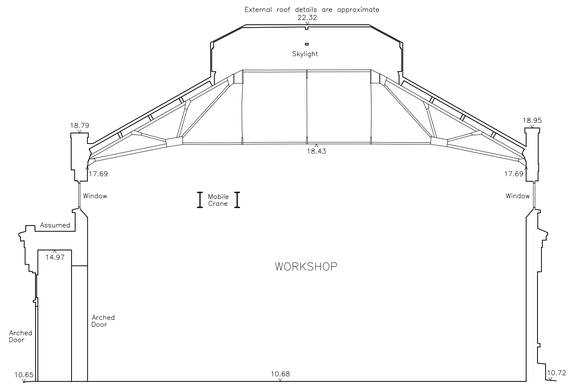

8.00m AOD

SCALE 1:100

RUSTON & WARD

Section C-C

USE OF DRAWINGS

DO NOT SCALE FROM THIS DRAWING. USE WRITTEN DIMENSIONS AND CHECK ON SITE. THIS DRAWING IS BASED ON SITE INFORMATION SUPPLIED BY THIRD PARTIES AND ACCURACY OF EXISTING FEATURES IS NOT GUARANTEED.

ANY ERROR, OMISSION OR DISCREPANCY NOTED ON OR BETWEEN DRAWINGS AND OTHER DOCUMENTS MUST BE REPORTED IN WRITING IMMEDIATELY.

ALL MECHANICAL, ELECTRICAL AND STRUCTURAL LAYOUTS / COMPONENTS ARE INDICATIVE AND MUST BE DESIGNED AND CHECKED BY SPECIALISTS.

DO NOT START WORK ON SITE BEFORE CONFIRMING THAT ALL NECESSARY STATUTORY AND OTHER CONSENTS HAVE BEEN OBTAINED.

THIS DRAWING IS COPYRIGHT AND MUST NOT BE DISTRIBUTED WITHOUT PERMISSION. ELECTRONIC CAD FILES MUST NOT BE ALTERED OR COPIED.

REVISIONS

REV	DATE	DESCRIPTION	DRAWN	CHECKED
-	00.00.0000	INITIAL ISSUE	--	--

NOTE:
THE INFORMATION SHOWN ON THE DRAWINGS IS FOR PLANNING PURPOSES ONLY. THIS DRAWING TO BE READ WITH ALL MEP SERVICES, STRUCTURAL AND CIVILS CONSULTANT INFORMATION. ALL WORKS IN ACCORDANCE WITH BUILDING REGS AND RELEVANT STATUTORY REGULATIONS.

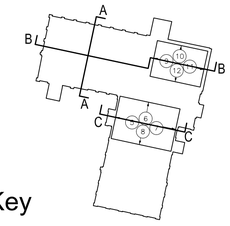

Key

client
WATERFALL
PLANNING LTD

project
HAMPTON WATERWORKS

drawing title
EXISTING
SECTIONS
RUSTON&WARD

sheet size
A1

scale
1:100 @ A1

status
PLANNING

drawing no.
1685-A-P027

revision

0 2 5 10
Metres
Scale 1:100

LOM architecture and design
The Glass House 5 Sclater Street London E1 6JY UK
Phone +44(0)20 8444 2999 **Email** mail@lom-fdp.com
Web www.lom-architecture.com