




<p>Project: D Block Basement Corridor Toilet Refurbishment</p> <p>Sheet 01 – Female Toilets</p>	
<p>Area:</p>	<p>30m²</p>
<p>Height:</p>	<p>2.4m Existing 2.6m Proposed</p>
<p>Wall Finish:</p>	<p>Strip off existing tiling throughout Make good and leave ready to tile. Install Gatley Chevron White Marble Effect Tiles with Progress Square Edge Antique Brass Tile trims and Charcoal grout. https://www.victorianplumbing.co.uk/gatley-chevron-white-marble-effect-tiles-80-x-400mm Tiling Sink walls – Trough sink to ceiling All other walls – Floor to 1500mm AFFL. Decoration Walls above tiling to be painted white.</p>
<p>Service cupboard doors</p>	<p>2no. doors and frames between the service cupboard and the toilets to be removed. Supply and install new blockwork walls to leave flush. Install new bonding plaster and skim to match the walls adjacent.</p>
<p>Floor Finish:</p>	<p>Flooring to be Hemsworth™ Grey Modular Tile with Charcoal grout. https://www.toppstiles.co.uk/hemsworth/hemsworthtm-grey-modular-tile#selection.product_colour=Grey&selection.size=0.9m%C2%B2%20%20Modular&selection.primary_tile_finish=Matt</p>
<p>Ceiling Finish:</p>	<p>Remove the existing ceiling and boxing. Install Plasterboard MF Ceiling with 2no. 600mm x 600mm access hatches as high as possible. Supply and install new boxing to services.</p>
<p>Internal Doors:</p>	<p>D4 and D5 - FD30s 44mm solid core panelled white painted doors into the existing frame to match the existing with intumescent strip and smoke seals. D3 – Decorate existing door.</p>
<p>Joinery:</p>	<p>Existing architraves to remain. Painted Grey. No skirtings. Tiling to go to the floor.</p>
<p>Ironmongery:</p>	<p>Antique brass pull handles https://www.doorhandlecompany.co.uk/frelan-hardware-burlington-piccadilly-knurled-pull-handle-42-34845/?gad_source=1&qclid=CjwKCAiA7t6sBhAiEiwAsaieYq3ErdKyyu7ue5V_hhI2guEAPTu_ZrE5-EksoL-NEhrjhWXNVwG7hoCEIEQAvD_BwE 500mm antique brass push plates 150mm kick plates both sides. Euro lock with escutcheon. Client to supply lock.</p>
<p>Windows:</p>	<p>N/A</p>
<p>Sanitary Fittings, etc:</p>	<p>Strip out the existing toilets and wash hand basins. Trough Sink 2no. 3no. tap 1800mm trough and 2no. 1200mm trough Armitage Shanks, Silhouette Washtroughs, .Taps to be Armitage Shanks Sensorflow E Touchless Deck Mounted Basin Mixer (Mains). https://www.victorianplumbing.co.uk/armitage-shanks-sensorflow-e-touchless-deck-mounted-basin-mixer-mains-a7548aa?categoryId=19b2700f-1887-4dfe-8f8b-7661ff11ab7a-2CF1:en-GB</p>

	<p><u>WC Pan and Cistern</u> Supply and install new Armitage Shanks Sandringham 21 Back To Wall WC + Soft Close Seat. 6ltr cistern with a single button flush.</p>
<p>Cubicles, vanities and IPS Systems</p>	<p><u>Cubicles</u> Front to ceiling with minimal gap at top and bottom. Venesta Sahara HPL Cubicle System comprising of: 19mm thick panels supported by concealed stainless steel effect fittings, Colour: Pilasters Gunmetal (VEN349), 19mm thick doors, Colour: Doors Golden Oak (VEN357). Ironmongery to include lever indicator bolt with circular face plate to all doors, Colour: Stainless steel. Slimline aluminium profile headrail with stainless steel finish. System to be 3 part fixing system to allow partitions & pilasters to finish 20mm above FFL supported on stainless steel shoes. One door swings out.</p> <p><u>Vanity Unit</u> Full length with access hatches Venesta solid surface vanity. Colour Gunmetal.</p> <p><u>IPS</u> Behind all toilets. Floor to ceiling Venesta Vepps Gunmetal. Floor to ceiling.</p>
<p>Lighting:</p>	<p>PIR Controlled Ansell Comfort EVO White. Light in each cubicle. Separate 3no. emergency light fittings to be provided by the client.</p>
<p>Switch Socket Outlets Electrical Requirements:</p>	<p>Spurs for the hand dryers and electric oil filled radiators. Electric supply to taps and ventilation.</p>
<p>Heating:</p>	<p>Remove existing radiators and redundant pipework and raise the main heating pipework up to the structural ceiling. Supply and install 2no. new 1000mm oil filled programmable electric radiators in positions indicated on the contract drawings.</p>
<p>Ventilation:</p>	<p>Fully strip out the existing and supply and install as per the ventilation specification. Extract in each cubicle.</p>
<p>Fire:</p>	<p>Client to organise relocation of fire alarms.</p>
<p>Cleaners Cupboard</p>	<p>Decorate door and change ironmongery to match D4. Decorate walls in white. Wall with butler sink to be tiled from floor to ceiling in white metro tiles. Box in any services.</p> <p>Supply and install butler sink with supports with a hot and cold water tap and drainage. https://www.gentworks.co.uk/birch-style-cleaners-sink.html?gclid=CjwKCAiA7t6sBhAiEiwAsaieYhPgSBQGZEATO1OKoEIRPZ3rL6EVd9OuybrCrUebll-UPorNqsA8oBoCIE8QAvD_BwE</p> <p>Supply and install 3no. timber shelf 1000mm wide.</p>
<p>Any Other Requirement /Comments:</p>	<p>Heating pipework in ceiling of the female toilets to be raised up as high and possible and reconnect to existing in corridor.</p> <p>Provide Stainless steel DOC M Pack grab rails.</p> <p>Contractor to install client supplied toilet roll holder, soap dispensers, hand dryers, mirrors.</p> <p>Supply and install new shelf using cubicle door material 2000mm wide x 300mm deep.</p>

<p>Project: D Block Basement Corridor Toilet Refurbishment</p> <p>Sheet 02 – Male Toilets</p>	 <p>St Mary's University Twickenham London</p>
Area:	18m ²
Height:	2.4m Existing 2.6m Proposed
Wall Finish:	<p>Strip off existing tiling throughout Make good and leave ready to tile. Install Gatley Chevron White Marble Effect Tiles with Progress Square Edge Antique Brass Tile trims and Charcoal grout. https://www.victorianplumbing.co.uk/gatley-chevron-white-marble-effect-tiles-80-x-400mm</p> <p>Tiling Sink walls – Trough sink to ceiling All other walls – Floor to 1500mm AFFL.</p> <p>Decoration Walls above tiling to be painted white.</p>
Raising internal door	<p>Raise the internal door up to match the door to the male toilet height. Remove and retain the architraves. Install 2no. new 152mm x 152mm x 23mm steels lintels with dry packing. Make good walls both sides and leave ready to tile and decorate. Decorate on Corridor side to nearest reveal. Make good and reinstall architraves and install extra to increase height.</p>
Floor Finish:	<p>Flooring to be Hemsworth™ Grey Modular Tile with Charcoal grout. https://www.toppstiles.co.uk/hemsworth/hemsworthtm-grey-modular-tile#selection.product_colour=Grey&selection.size=0.9m%C2%B2%20%20Modular&selection.primary_tile_finish=Matt</p>
Ceiling Finish:	<p>Remove the existing ceiling and boxing. Install Plasterboard MF Ceiling with 2no. 600mm x 600mm access hatches as high as possible. Supply and install new boxing to services.</p>
Internal Doors:	<p>D2 - FD30s 44mm solid core panelled white painted doors into the existing frame to match the existing with intumescent strip and smoke seals.</p> <p>D1 – Decorate existing door.</p>
Joinery:	<p>Existing architraves to remain. Adapted an additional added for increase in door size. Painted grey. No skirtings. Tiling to go to the floor.</p>
Ironmongery:	<p>Antique brass pull handles https://www.doorhandlecompany.co.uk/frelan-hardware-burlington-piccadilly-knurled-pull-handle-42-34845/?gad_source=1&qclid=CjwKCAiA7t6sBhAiEiwAsaieYq3ErdKyyu7ue5V_hhI2quEAPTu_ZrE5-Eksol-NEhrjhWXNVwG7hoCEIEQAvD_BwE 500mm antique brass push plates 150mm kick plates both sides. Euro lock with escutcheon. Client to supply lock.</p>
Windows:	N/A

Sanitary Fittings, etc:	<p>Strip out the existing toilets and wash hand basins.</p> <p>Urinals Duravit, Starck 1 Urinal, 083432 with concealed Armitage Shanks Conceala Plastic Auto Cistern 9 litre Plastic auto cistern, S6216(67) and Sensorflow 21 Panel Mounted Urinal Flush Sensor, A7001(AA).</p> <p>Trough Sink 1no. 3no. tap 1800mm trough and 1no. 2no. tap 1200mm trough Armitage Shanks, Silhouette Washtroughs, Taps to be Armitage Shanks Sensorflow E Touchless Deck Mounted Basin Mixer (Mains). https://www.victorianplumbing.co.uk/armitage-shanks-sensorflow-e-touchless-deck-mounted-basin-mixer-mains-a7548aa?categoryId=19b2700f-1887-4dfe-8f8b-7661ff11ab7a-2CF1:en-GB</p> <p>WC Pan and Cistern Supply and install new Armitage Shanks Sandringham 21 Back To Wall WC + Soft Close Seat. 6ltr cistern with a single button flush.</p>
Cubicles, vanities and IPS Systems	<p>Cubicles Front to ceiling with minimal gap at top and bottom. Venesta Sahara HPL Cubicle System comprising of: 19mm thick panels supported by concealed stainless steel effect fittings, Colour: Pilasters Gunmetal (VEN349), 19mm thick doors, Colour: Doors Golden Oak (VEN357). Ironmongery to include lever indicator bolt with circular face plate to all doors, Colour: Stainless steel. Slimline aluminium profile headrail with stainless steel finish. System to be 3 part fixing system to allow partitions & pilasters to finish 20mm above FFL supported on stainless steel shoes.</p> <p>Vanity Unit Full length with access hatches Venesta solid surface vanity. Colour Gunmetal.</p> <p>IPS Behind all toilets and urinals. Floor to ceiling Venesta Vepps Gunmetal. One door swings out. Floor to ceiling.</p>
Lighting:	PIR Controlled Ansell Comfort EVO White. Light in each cubicle. Separate 3no. emergency light fittings to be provided by the client.
Switch Socket Outlets Electrical Requirements:	Spurs for the hand dryers and electric oil filled radiators. Electric supply to taps and ventilation.
Heating:	Remove existing radiators and raise the main heating pipework up to the structural ceiling. Supply and install 1no. new 1000mm oil filled programmable electric radiators in positions indicated on the contract drawings.
Ventilation:	Fully strip out the existing and supply and install as per the ventilation specification. Reuse existing holes. Extract in each cubicle.
Fire:	Client to organise relocation of fire alarms.
Cleaners Cupboard	<p>Decorate door and change ironmongery to match D4. Decorate walls in white. Wall with butler sink to be tiled from floor to ceiling in white metro tiles. Box in any services.</p> <p>Supply and install butler sink with supports with a hot and cold water tap and drainage. https://www.gentworks.co.uk/birch-style-cleaners-sink.html?gclid=CjwKCAiA7t6sBhAiEiwAsaieYhPgSBQGZEATO1OKoEIRPZ3rL6EVd9OuybrCrUebll-UPorNqsA8oBoCIE8QAvD_BwE</p> <p>Supply and install 3no. timber shelf 1000mm wide.</p>

Any Other Requirement /Comments:	<p>Heating pipework in ceiling of the Male toilets to be raised up as high and possible and reconnect to existing in corridor.</p> <p>Provide Stainless steel DOC M Pack grab rails.</p> <p>Contractor to install client supplied toilet roll holder, soap dispensers, hand dryers, mirrors</p>
---	---

Project: D Block Basement Corridor Toilet Refurbishment Sheet 03 – Corridor	
Area:	97m ²
Height:	2.4m Existing 2.6m Proposed
Wall Finish:	Walls to be painted white.
Floor Finish:	Flooring to be Interface Recreation colour Concept https://shop.interface.com/GB/en-GB/carpet-tile/recreation/4313C.html
Ceiling Finish:	Remove the existing ceiling and boxing. Install Plasterboard MF Ceiling with 5no. 600mm x 600mm access hatches as high as possible. Supply and install new boxing to services.
Internal Doors:	All new FD30s 44mm solid core panelled white painted doors into the existing frame to match the existing with intumescent strip and smoke seals.
Joinery:	Existing architraves to remain. Adapted an additional added for increase in door size. Painted grey. No skirtings. Tiling to go to the floor.
Ironmongery:	Antique brass pull handles https://www.doorhandlecompany.co.uk/frelan-hardware-burlington-piccadilly-knurled-pull-handle-42-34845/?gad_source=1&qclid=CjwKCAiA7t6sBhAiEiwAsaieYq3ErdKyyu7ue5V_hhl2quEAPTu_ZrE5-EksoL-NEhrjhWXNVwG7hoCEIEQAvD_BwE 500mm antique brass push plates 150mm kick plates both sides. Euro lock with escutcheon. Client to supply lock.
Cubicles, vanities and IPS Systems	
Lighting:	PIR Controlled Ansell Comfort EVO White. Light in each cubicle. Separate 3no. emergency light fittings to be provided by the client.
Switch Socket Outlets Electrical Requirements:	Spurs for the hand dryers and electric oil filled radiators. Electric supply to taps and ventilation.
Heating:	Remove existing radiators and raise the main heating pipework up to the structural ceiling. Supply and install 1no. new 1000mm oil filled programmable electric radiators in positions indicated on the contract drawings.

ROOM DATA SHEETS**ISSUE 1**

Fire:	Client to organise relocation of fire alarms.
Any Other Requirement /Comments:	Heating pipework in ceiling of the Male toilets to be raised up as high and possible and reconnect to existing in corridor. Provide Stainless steel DOC M Pack grab rails. Contractor to install client supplied toilet roll holder, soap dispensers, hand dryers, mirrors

