

Pickleball lighting
 Luminaire: Galaxy-Pt-300W
 Qty: 8
 Mounting Height: 6.1m affl
 Calc Summary: PPA 500 lux @0.6 Uo

In order to produce the design set out herein ("the Design") Exled Ltd has relied solely on the documents and information supplied by you (if supplied). By your acceptance and/or use of the design you agree to warrant the at information in the Customer Documents is correct in all respects and notwithstanding the fact that Exled Ltd Lighting department has made a commercially reasonable endeavour to ensure the information set forth herein are provided to you on an 'as is' basis and Exled makes no warranty or representation regarding with respect thereto. AS SUCH, EXLED LTD HEREBY EXPRESSLY DISCLAIMS ANY AND WARRANTIES, WHETHER EXPRESS, IMPLIED OR OTHERWISE, INCLUDING WITHOUT LIMITATION, THE IMPLIED WARRANTIES OF MERCHANTABILITY, FITNESS FOR A PARTICULAR PURPOSE AND NON-INFRINGEMENT RESPECTING THIS PROPOSAL OR ANY OF ITS CONTENTS. Exled Ltd accepts no liability for any loss (however caused) sustained by you or any of your employees, agents, representatives, affiliates or third parties as a result of any error or omission in this proposal.



Rev	Description	Date

Drawn By: Mark Ruthers
Checked By:
Date: 15/08/2023
Scale:

The Lensbury
 pickleball

DS_GALAXY-100-150-200-240-300-PT-FL

The Galaxy Padel-FL comprises of mid to high powered LED floodlights specifically designed for most mounted Padel Tennis Court applications, with a wide choice of beam angles to achieve uniformity on the court. Top spec Philips LEDs for very high lumen efficiency, unique beam optics for high uniformity and low glare, combined with excellent thermal management, make the Galaxy range a class leading product.

Features:

- Philips LEDs
- IP66
- Unique choice of beam angles
- High Specification components
- Corrosion Proof Coating

5 year warranty

The Galaxy PT-FL Sports Floodlight is the latest generation high power LED floodlight, with a circuit watt efficiency up to 160 lumens per watt. Robust construction and corrosion proof coating make this fixture ideal for harsh weather climates.



100w & 150w

200w & 240w

300w



For more information about the product featured in this datasheet please contact the experts at Exled. Call 01453 756 361, email sales@exled.co.uk or visit exled.co.uk



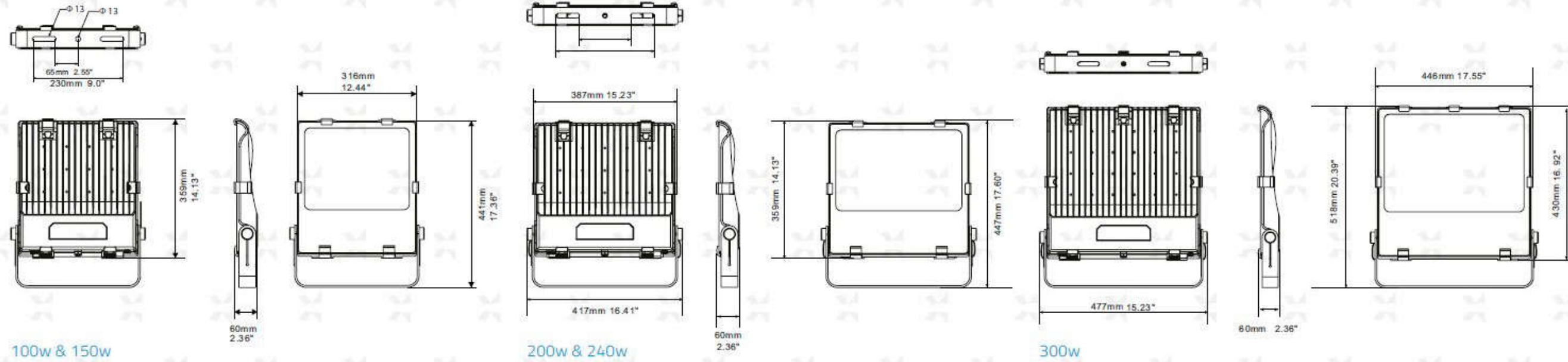
Rev	Description	Date

Revisions

Drawn By: Mark Ruthers
Checked By:
Date: 15/08/2023
Scale:

The Lensbury
pickleball

DS_GALAXY-100-150-200-240-300-PT-FL



Product Code	GALAXY-PT-FL-100W / GALAXY-PT-FL-150W / GALAXY-PT-FL-200W / GALAXY-PT-FL-240W / GALAXY-PT-FL-300W
Power	100 watts / 150 watts / 200 watts / 240 watts / 300 watts
Lumen Output	16,000 / 23,250 / 30,000 / 34,800 / 46,500
Input Voltage	100-277VAC or 200-240VAC
LED Chip	Philips
Dimmable Options	1-10v or Dali
Operation Temperature	-30°C ~ +45°C
Finish	Black
IP Rating	IP66
Beam Angles	20°, 60°, 90°, 120°, Type IV, P50
CCT	3000K, 4000K, 5000K, 5700K
Warranty	5 Years
Weight	4.2KG / 4.2KG / 5.7KG / 5.7KG / 7.0KG

For more information about the product featured in this datasheet please contact the experts at Exled. Call 01453 756 361, email sales@exled.co.uk or visit exled.co.uk



Revisions	

Drawn By: Mark Ruthers
Checked By:
Date: 15/08/2023
Scale:

The Lensbury
pickleball

DS_GALAXY-100-150-200-240-300-PT-FL



Exploded View



Fitting with Visor



For more information about the product featured in this datasheet please contact the experts at Exled. Call 01453 756 361, email sales@exled.co.uk or visit exled.co.uk



Rev	Description	By	Date

Revisions

Drawn By: Mark Ruthers
Checked By:
Date: 15/08/2023
Scale:

The Lensbury
pickleball



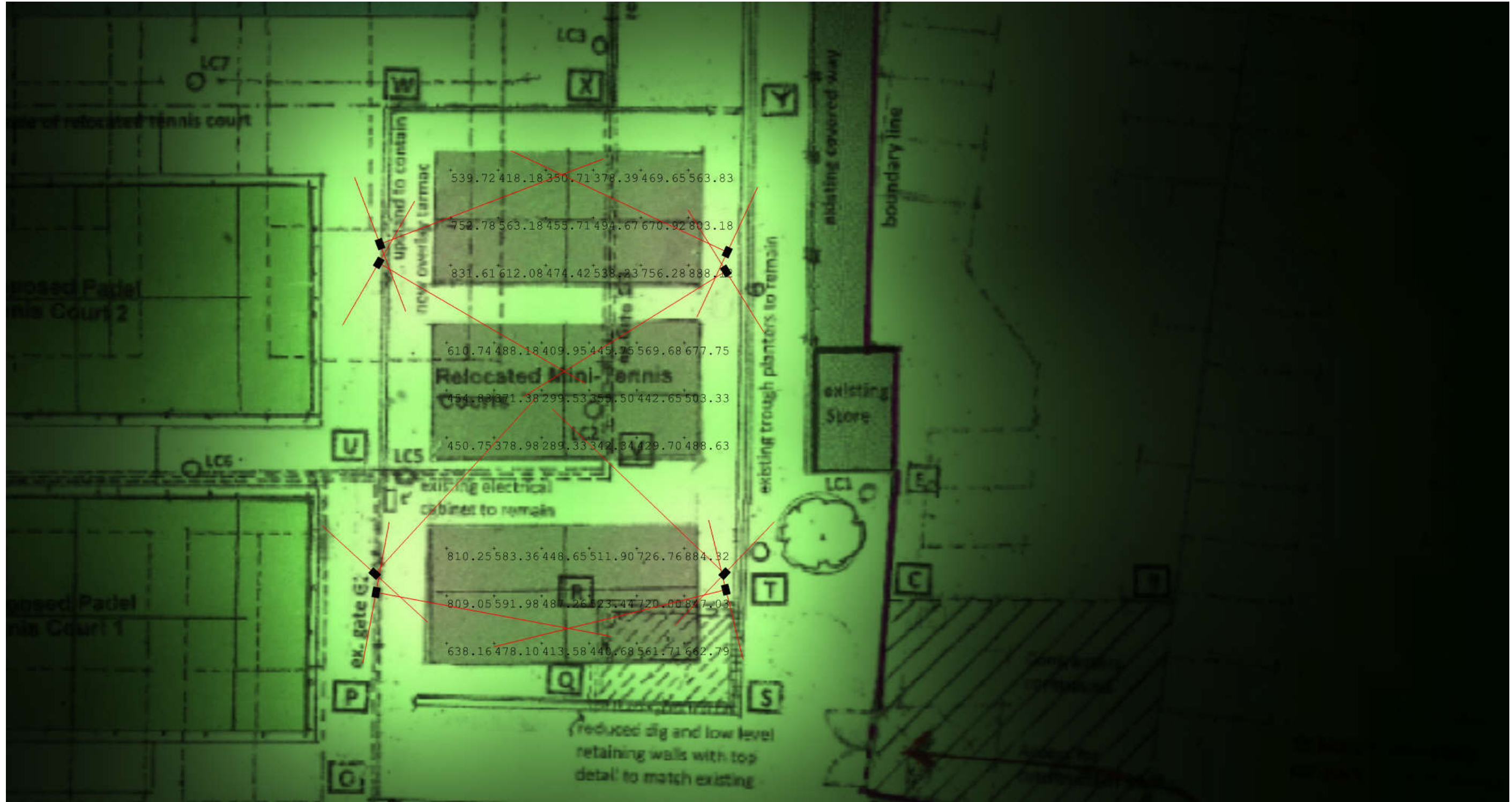
Luminaire Schedule									
Symbol	Qty	Label	Arrangement	Description	Tag	LLF	Luminaire Lumens	Luminaire Watts	Total Watts
□	8	GALAXY-PT-FL-300W	Single	GALAXY-PT-FL-300W50K 0	EXLED	1.000	44744	298.8	2390.4

Calculation Summary							
Label	CalcType	Units	Avg	Max	Min	Min/Avg	Min/Max
pickleball 1	Illuminance	Lux	586.76	888.12	350.71	0.60	0.39
pickleball 2	Illuminance	Lux	444.94	677.75	289.33	0.65	0.43
pickleball 3	Illuminance	Lux	618.83	884.32	413.58	0.67	0.47

Revisions

Drawn By: Mark Ruthers
Checked By:
Date: 15/08/2023
Scale:

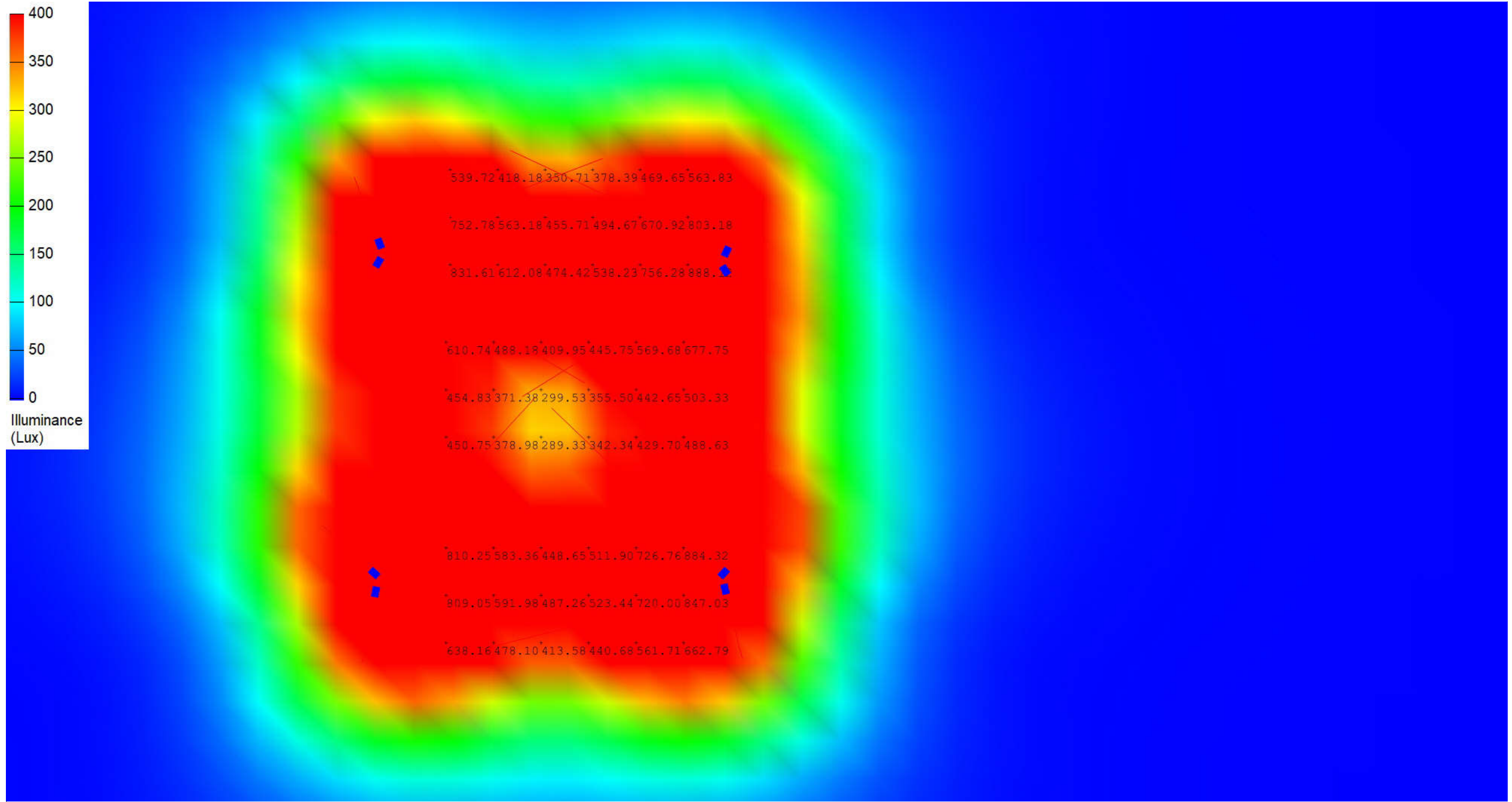

The Lensbury
pickleball



Revisions

Drawn By: Mark Ruthers
 Checked By:
 Date: 15/08/2023
 Scale:

The Lensbury
pickleball



Revisions

Drawn By: Mark Ruthers
Checked By:
Date: 15/08/2023
Scale:

The Lensbury
pickleball