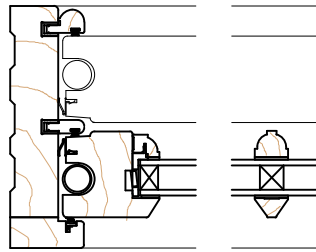
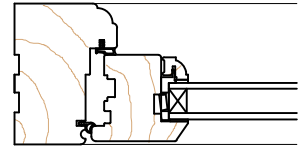


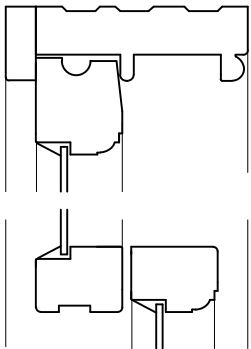
EXISTING TIMBER VERTICAL
SLIDING SASH WINDOW
JAMB PLAN 1:5



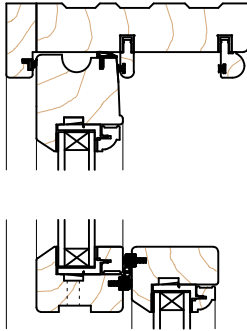
REPLACEMENT TIMBER
VERTICAL SLIDING SASH
WINDOW JAMB PLAN 1:5



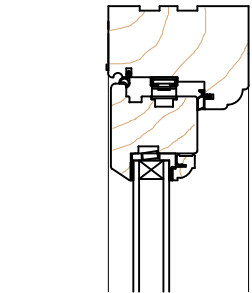
NEW TIMBER CASEMENT
WINDOWS JAMB PLAN:
1-W3 + 1-W4 1:5



EXISTING TIMBER
VERTICAL SLIDING SASH
WINDOW HEAD/SILL 1:5

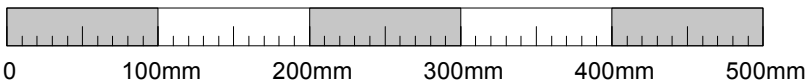


REPLACEMENT TIMBER
VERTICAL SLIDING SASH
WINDOW HEAD/SILL 1:5

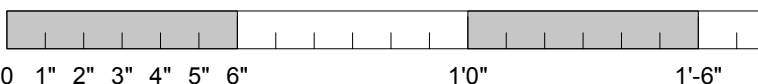


NEW TIMBER CASEMENT
WINDOWS HEAD/SILL:
1-W3 + 1-W4 1:5

scale bar - metric - 1:5 @ A4



scale bar - imperial



BROD WIGHT
Architects
8a Baynes Mews --- London --- NW3 5BH

26 Mount Ararat Road
London TW10 6PG

www.brodwight.co.uk office@brodwight.co.uk
Tel 020 7722 0810 This drawing is copyright

Drawing Title:
Windows 2 - Details
Planning Issue

Drawing Ref:
1140-AP13

Date
March 2024

Scale
1:5@A4