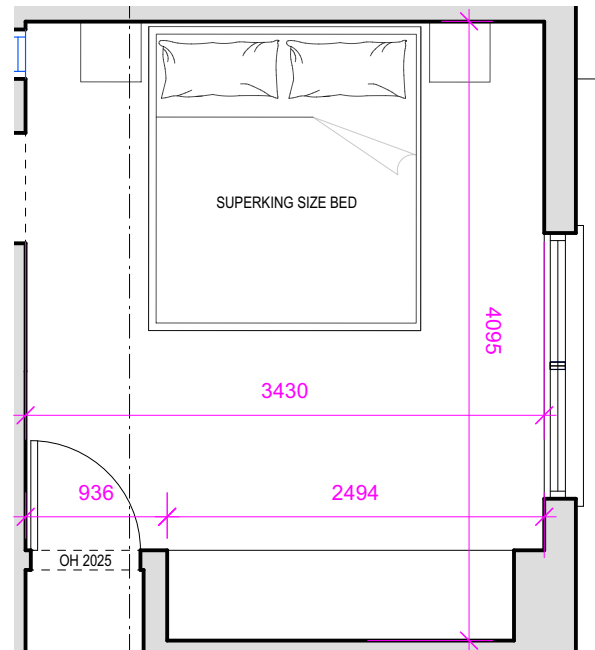
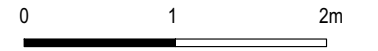
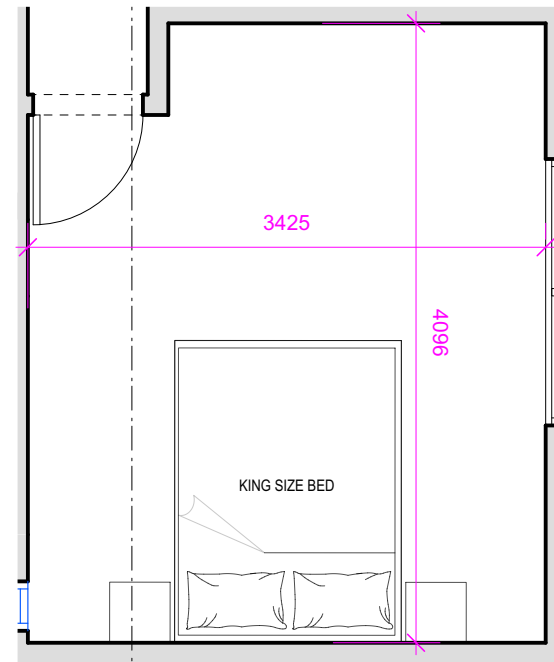


NATIONAL SPACE STANDARDS

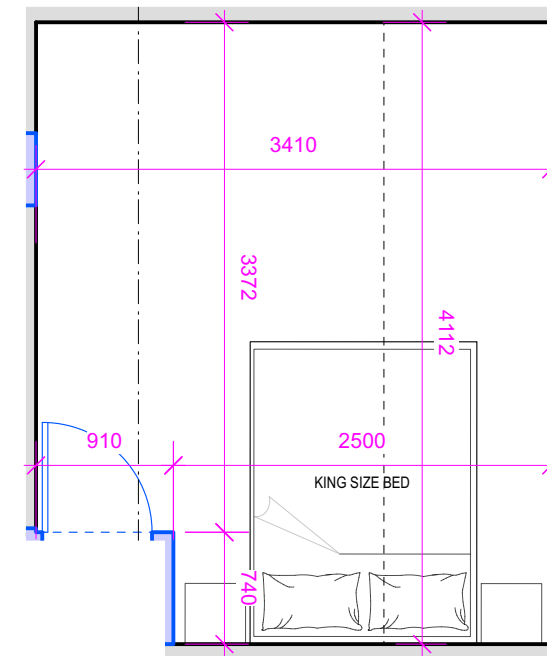
- In order to provide one bedspace, a single bedroom has a floor area of at least 7.5m² and is at least 2.15m wide
- In order to provide two bedspaces, a double (or twin bedroom) has a floor area of at least 11.5m²
- One double (or twin bedroom) is at least 2.75m wide and every other double (or twin) bedroom is at least 2.55m wide



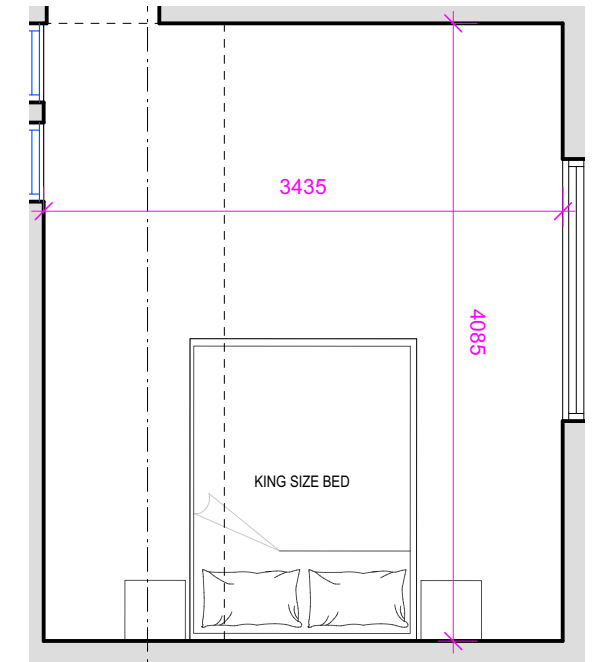
MASTER BEDROOM
(1st Floor)
13.5 sq m



GUEST BEDROOM
(1st Floor)
13.5 sq m



CHILDREN'S BEDROOM 1
(2nd Floor)
13.3 sq m



CHILDREN'S BEDROOM 2
(2nd Floor)
14 sq m

Rev	Date	Notes
-	2024-05-22	New drawing

PLANNING

Project
58 Rosemont Road
Richmond
TW10 6QL

Drawing
Accommodation Schedule

Scale
1:50 (A3)

Number
RR1-AC01

Drawn by
CF

Revision
-