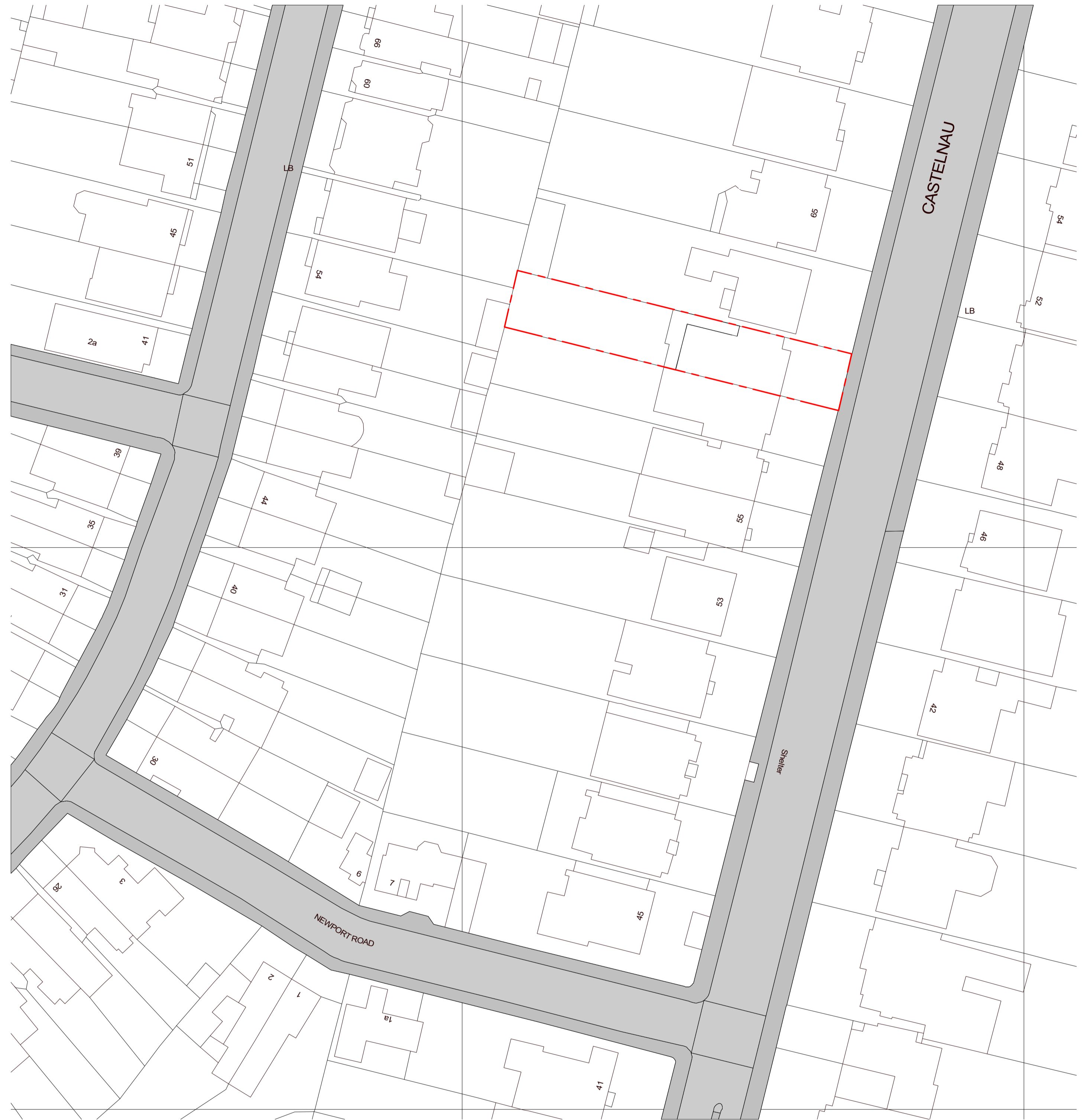
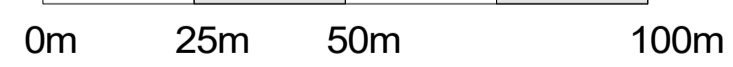


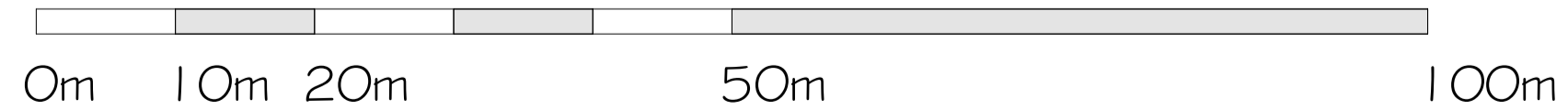
1 Location Plan  
1 : 1250

Scale bar - 1:1250 scale



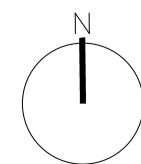
4 Block Plan  
1 : 500

Scale Bar - 1:500 scale



This drawing is expressly for the purpose of use as part of the Planning application for this scheme and should not be used for construction.

key plan



rev -  
by - chkd -  
date -  
amendments -

project  
title OS Map & Block Plan  
date 03/05/2024  
drawn by AS checked by MW

drawing status  
scale As indicated @A1  
drawing no 645 P 01  
client ref. 645

Planning  
As indicated @A1  
645 P 01  
645

**STYLUS | ARCHITECTS**  
ARCHITECTURE · MASTERPLANNING · INTERIOR DESIGN  
76 White Hart Lane · Barnes · London · SW13 0PZ  
Email: info@stylusarchitects.co.uk · www.stylusarchitects.co.uk