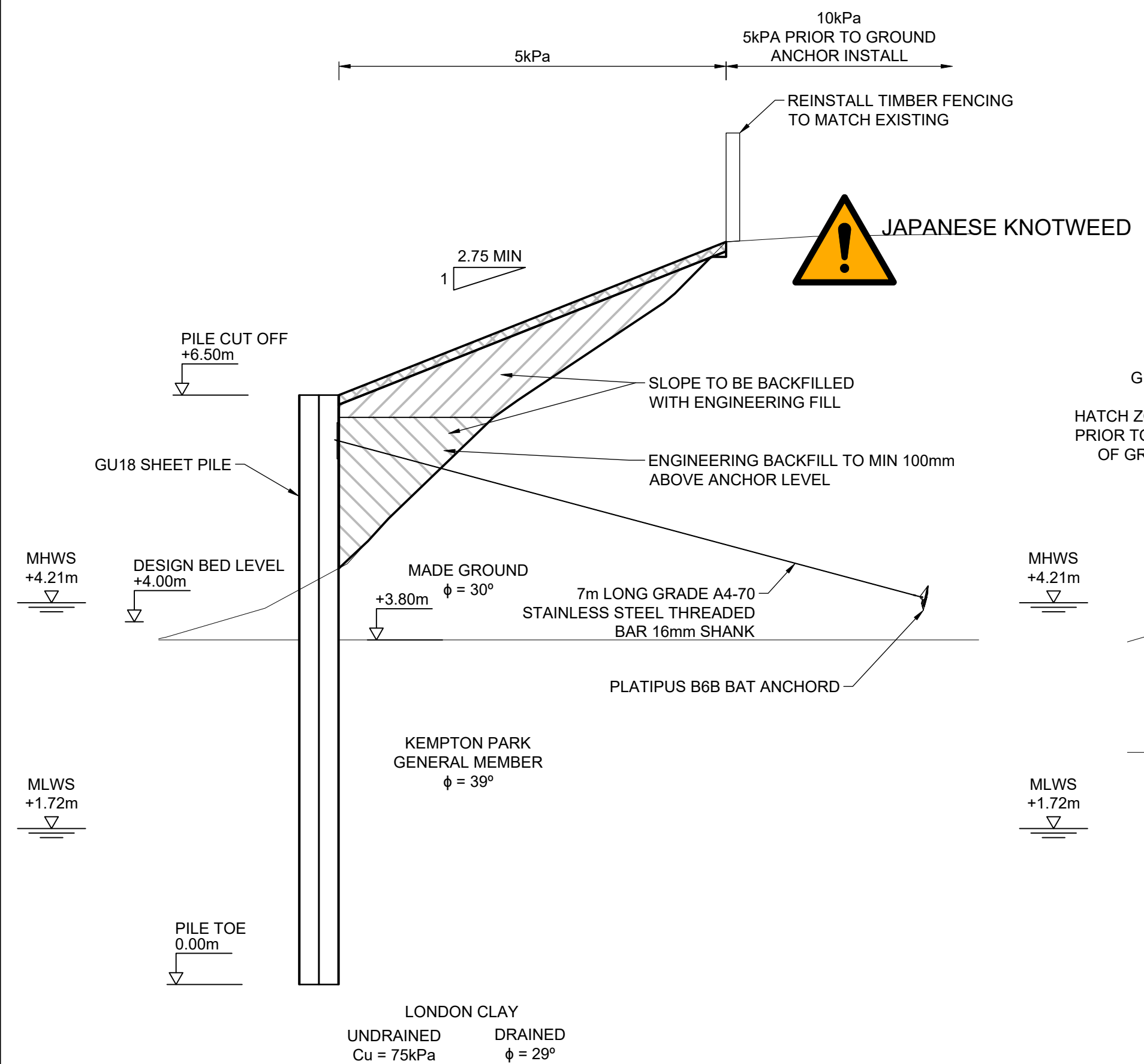
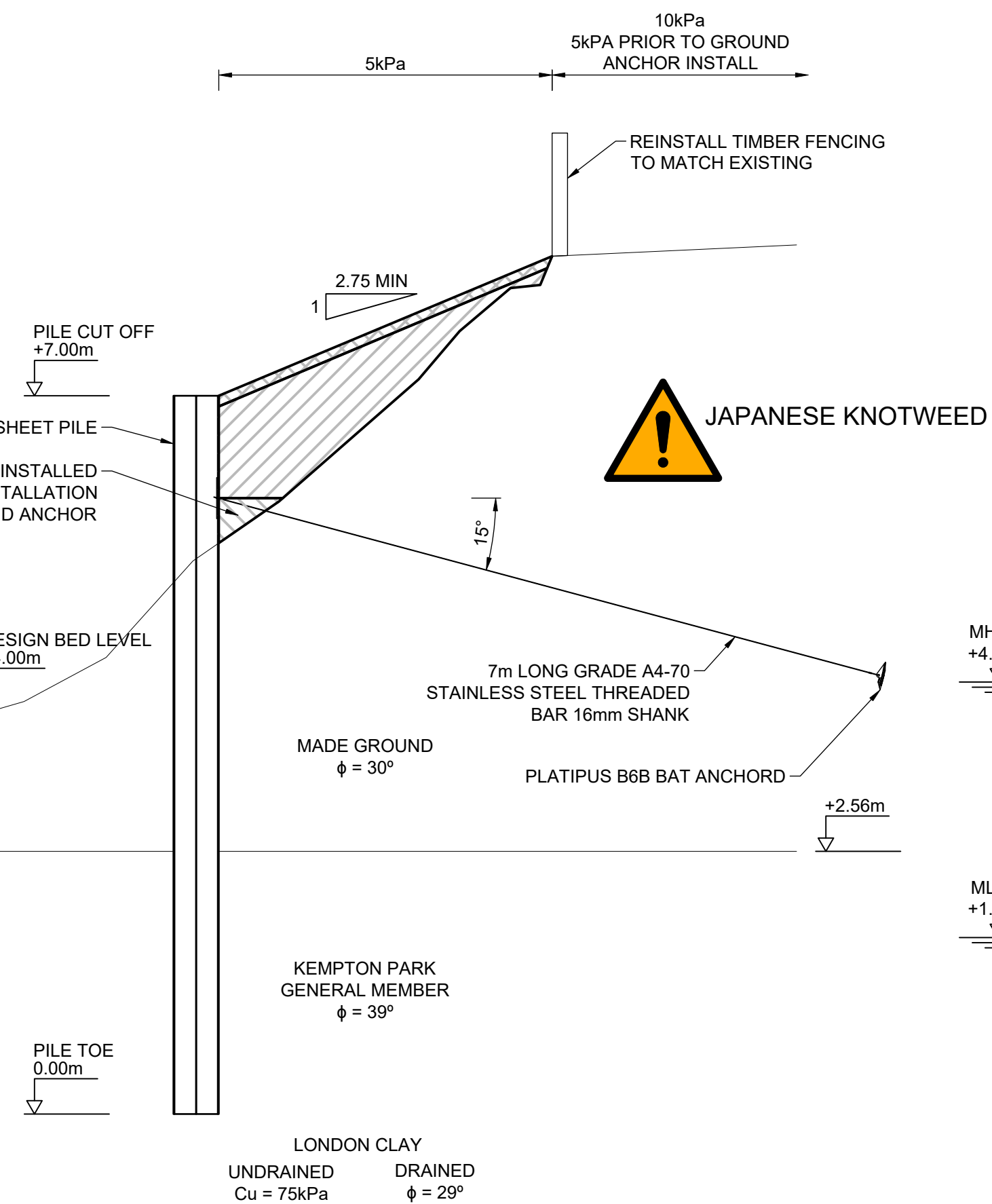


DO NOT SCALE FROM THIS DRAWING

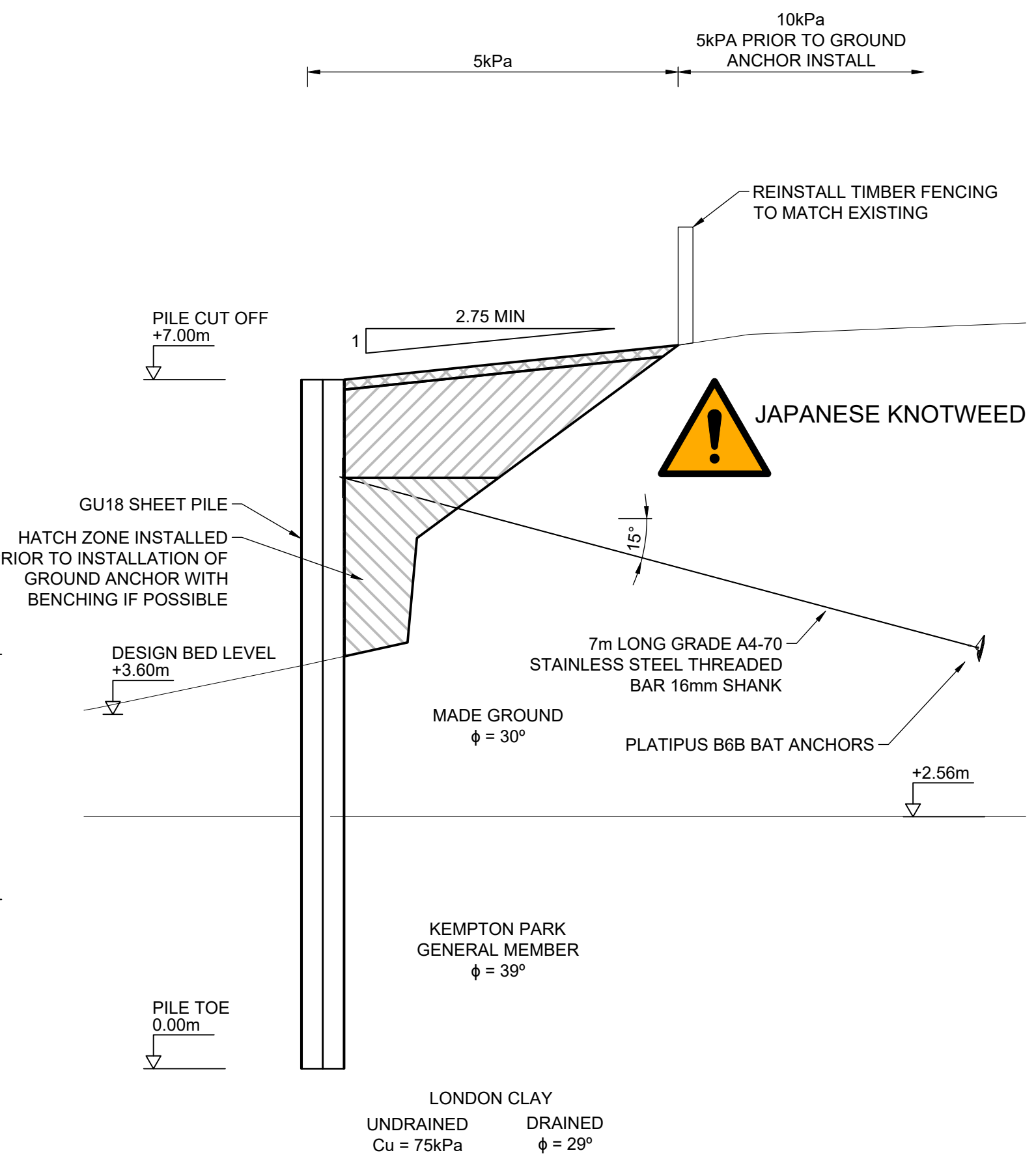
- NOTES
- ALL DIMENSIONS ARE IN MILLIMETRES UNLESS NOTED OTHERWISE.
 - ALL LEVELS ARE IN METRES AOD UNLESS NOTED OTHERWISE.
 - DRAWING TO BE READ IN CONJUNCTION WITH A1230043-TGEE-ZZ-XX-DR-C-0005.
 - ALL BACKFILL TO BE TYPE 6F2, 6F5, 6N OR 6P TO MCHW SERIES 600 COMPACTED IN ACCORDANCE WITH TABLE 6/2 OF THIS CODE.
 - DESIGN LIFE 75 YEARS FOR SHEET PILING AND ANCHOR.
 - CORROSION ALLOWANCE THROUGH SACRIFICIAL STEEL TO BS EN 1993-5 AND NATIONAL ANNEX.
 - TOPSOIL TO BE CLASS 5A/5B TO MCHW SERIES 600.
 - TOPSOIL TO BE SEEDED WITH EMBANKMENT SEED MIX.
 - JAPANESE KNOTWEED AT SECTIONS A-A, B-B & C-C BURIED TO AVOID DISTURBANCE AT CLIENT REQUEST
 - ANY DISTURBANCE OF KNOTWEED TO BE MANAGED, TREATED AND DISPOSED AT WASTE LICENSED FOR THIS MATERIAL.
 - BURYING KNOTWEED WILL LEAD TO SHOOTS AND GROWTH IN THE FUTURE (I.E. DOES NOT REMEDIATE THE MATERIAL). KNOTWEED MUST BE TREATED PROPERLY IN NEAR FUTURE (BY OTHERS).
 - DESIGN PERFORMED CONSIDERING 10 kPa SURCHARGE FOR SECTIONS A, B, C AND 20 kPa SURCHARGE FOR SECTIONS C AND D (AS MARKED ON SECTIONS)
 - SHEET PILES TO BE DRIVEN AS DOUBLES.
 - ANCHORS WORKING LOAD OF 31kN ULS PER ANCHOR: PLATIPUS (OR SIMILAR) TO CONFIRM SUITABILITY OF PROPOSED SYSTEM.
 - GROUND ANCHOR INSTALL TO INCLUDE PROOF LOAD TESTING OF EACH ANCHOR TO THE STATED LOAD.
 - DESIGN CHECKED FOR MAXIMUM TIDAL LAG OF 2.48m.
 - AREA IN-FRONT OF WALL NOT TO BE DREDGED BELOW DESIGN BED LEVEL MARKED ON SECTIONS.
 - PLATIPUS ANCHORS ALLOWABLE DEVIATION OF +/- 5 DEG FROM THE ANGLE SHOWN



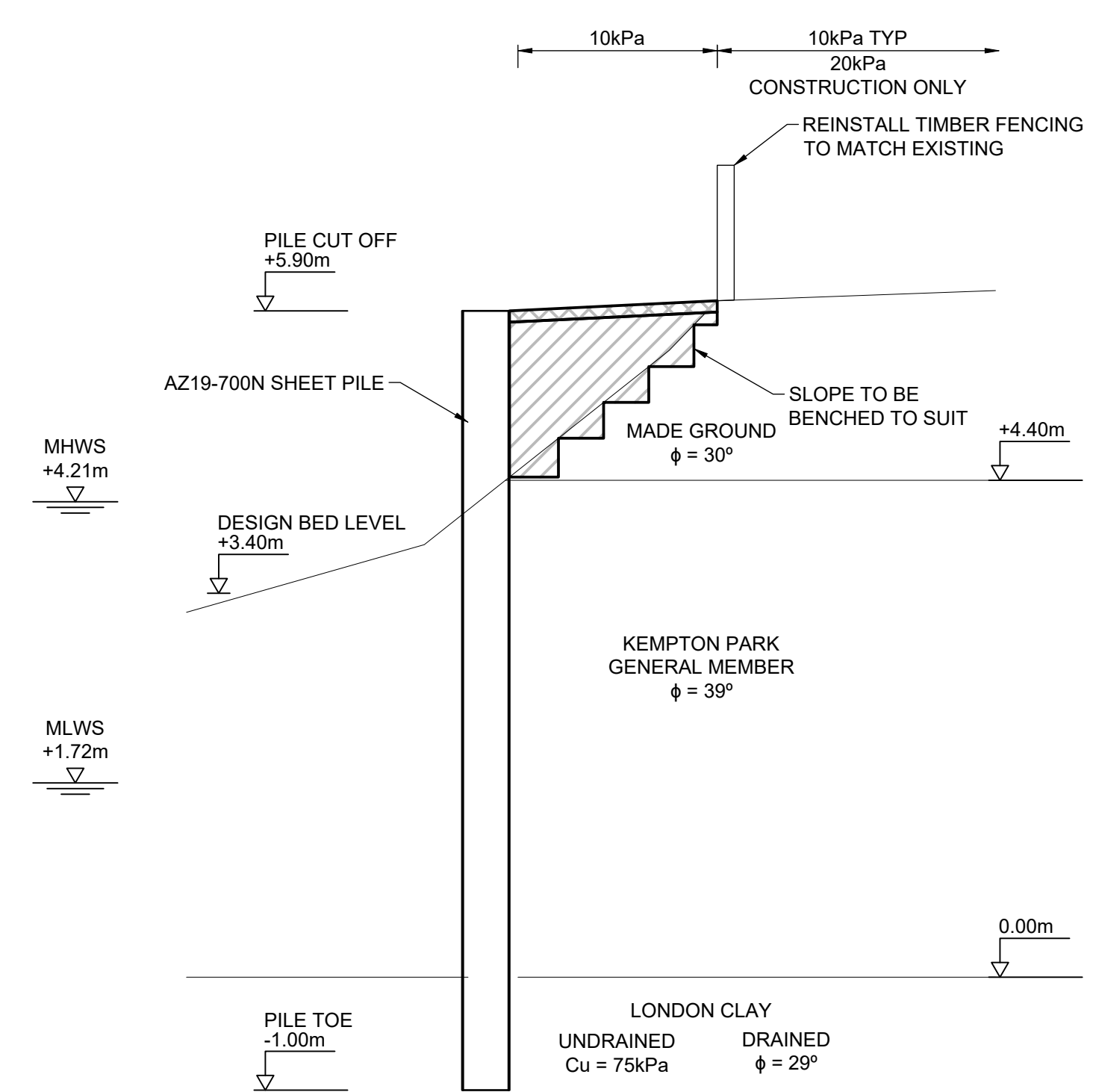
SECTION A-A
SCALE 1:50



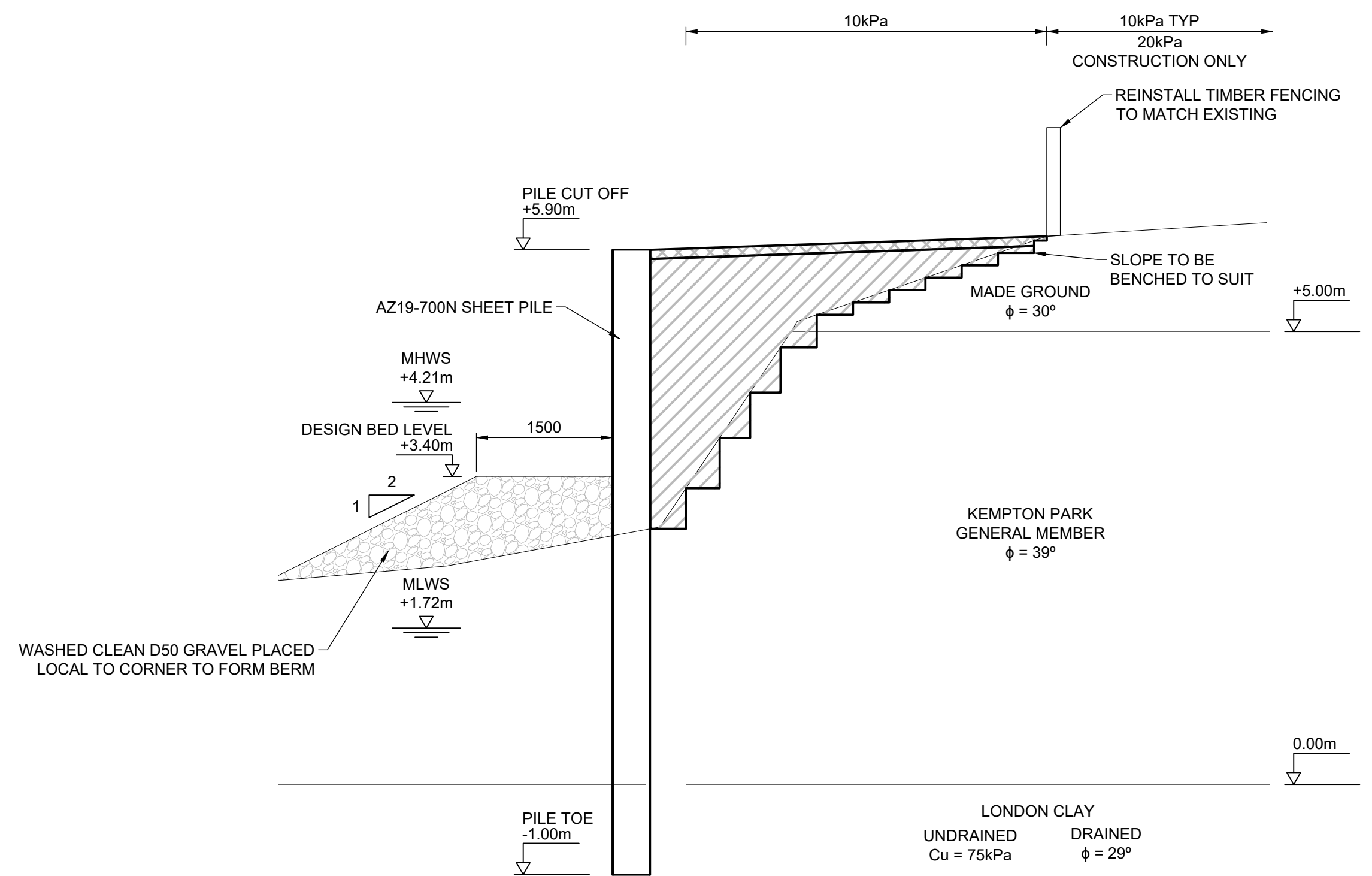
SECTION B-B
SCALE 1:50



SECTION C-C
SCALE 1:50



SECTION D-D
SCALE 1:50



SECTION E-E
SCALE 1:50

C01	JJF	JJF	APM	20/10/23	FOR CONSTRUCTION
REV.	BY	CHKD	APPD	DATE	DESCRIPTION

CODE: **A5** DRAWING STATUS: **FOR CONSTRUCTION**

Tony Gee and Partners LLP
8th Floor, International House
Dover Place,
Ashford, Kent,
TN23 1HU
Tel: 01233 639787
www.tonygee.com
Consulting Engineers

ON BEHALF OF
LAND & WATER
Innovation. Inspiration. Results.

THAMES YOUNG MARINERS

SHEET PILE AND ANCHOR TIE SECTIONS

DRAWING No. A123043-TGEE-ZZ-XX-DR-C-0015		
DRAWN: JHB	DESIGNED: MHG	REVISION
SCALE: 1:50	ORIGINAL SIZE: A1	C01