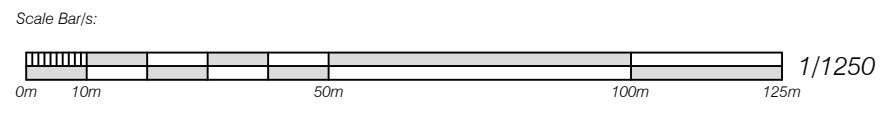
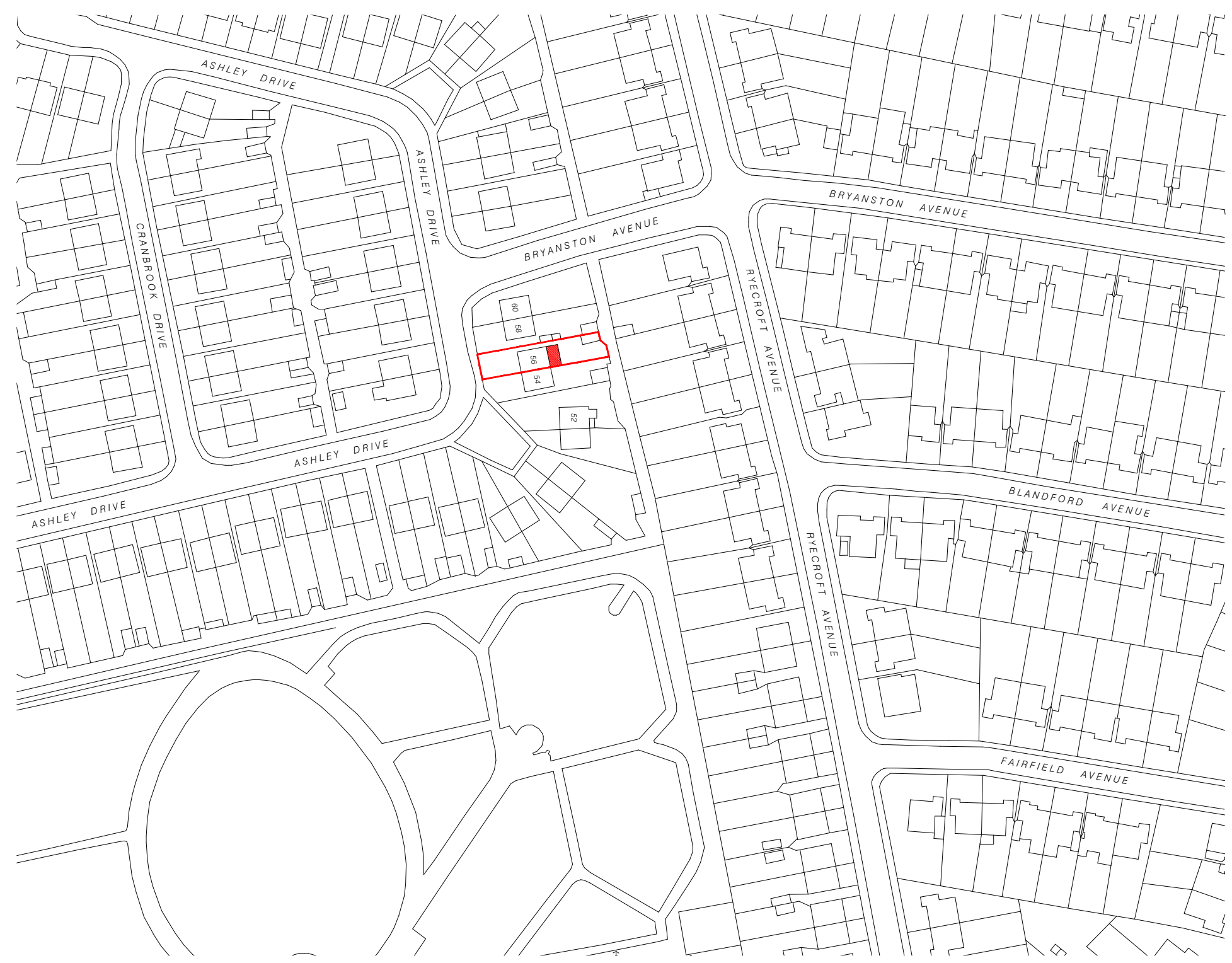
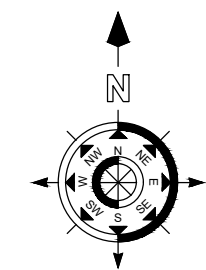


Notes:  
 Building Regulation Approval: The owners of the property are advised that an approval of the calculations and drawings by the Local Authority Building Control should be obtained prior to any ordering of material or fabrication. No liability is accepted for any changes that may be required as a result of work having commenced prior to such an approval having been obtained. This drawing remains the copyright of Express plans and is not to be copied, altered or changed without permission.  
 This drawing to be read in conjunction with architects and project specifications. Any discrepancy between this drawing and all other project drawings should be brought to the attention of Express plans for clarification prior to commencing the works.  
 Local Authority's building inspector is to be informed by the contractor in writing at least 48 hours prior to the works starting on site and their agreement obtained that work can commence.  
 Structural Steelwork: All steel members grade to be BS EN 10025 S275 J0 (Hollow sections to be S355). Length of the beams and the columns should be provided by the contractor allowing minimum bearing. DO NOT SCALE THE DRAWING.  
 Steel Corrosion Protection: Preparation: Shot blast to SA2.5. Shop primer, Zinc phosphate (zinc micro).  
 Fire Protection to steel Beams & columns: Box around all steels with 50 x 50 s.w. framework and 2 layers of 12.5mm Fire line plasterboard with staggered joints and 3.5mm skim finish.  
 Pad stones: Pad stones to be grade C30 concrete. Beam bearing on pad stones to be minimum 100mm unless otherwise noted specified on Structural Timber.  
 All timber grade C24 unless otherwise stated. Joints may be notched over bearing, maximum depth of notch 1/3 joist depth. Use steel beam with solid timber packingplates bolted through web of beams.  
 M12@500 centres behind joists hangers and for and strap fixing. Temporary Works: The contractor is to accept full responsibility for the stability and safety of the works during the total construction period. No undermining of existing structure is to be carried out prior to consultation of structural engineer.



Issue	Notes	Drawn	Date
<b>Express Plans</b>			
Suite 12, 29 Belmont Road, Uxbrdge, UB8 1QS Tel: 07375 455206 Email: info@expressplans.co.uk			
Client J&N. Properties Ltd 56 Ashley Drive Twickenham TW2 6HW			
Drawing Title <b>LOCATION PLAN</b>			
Scale	Date	Checked	Drawn By
1:1250	29/06/24	AZ	AZ
Drawing Number <b>D16</b>			Revision