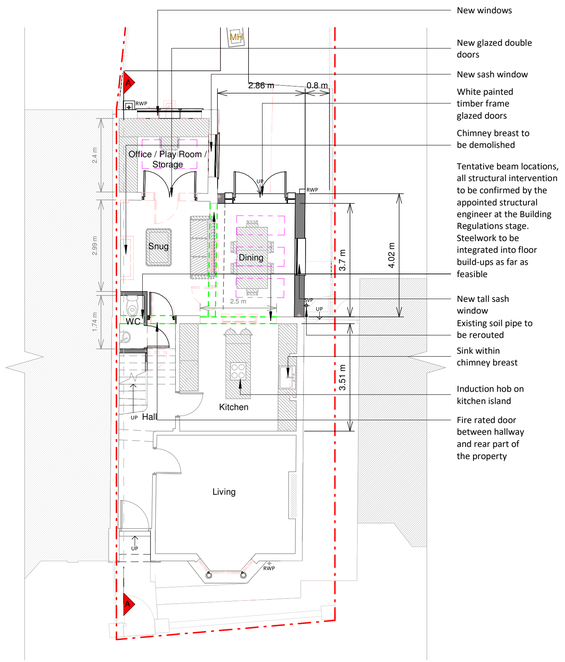

Ground Floor Plan

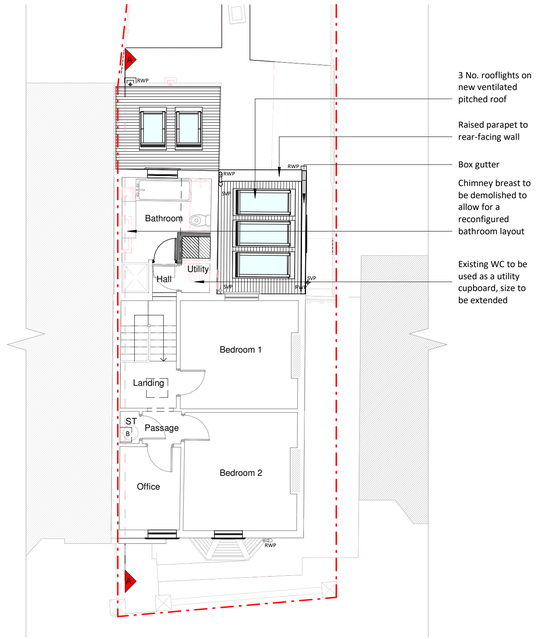

First Floor Plan

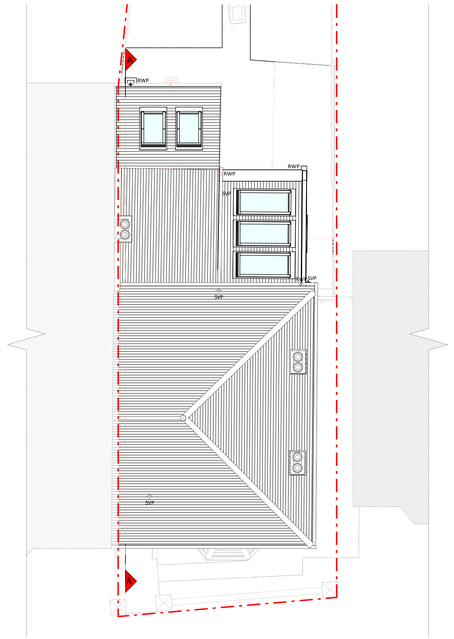

Roof Plan

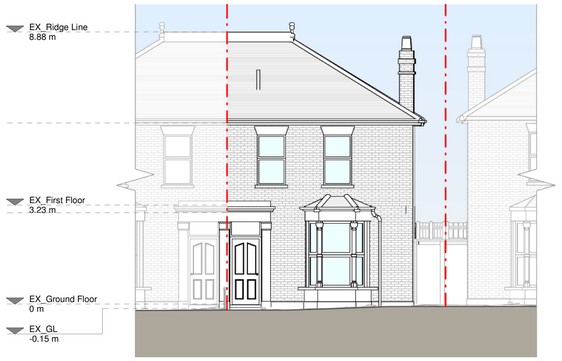

Front Elevation

Left Side Elevation

Section A - A

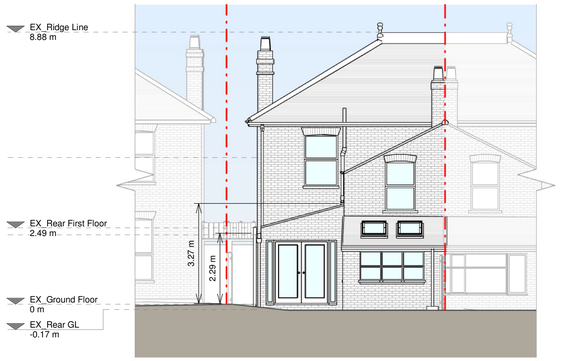

Rear Elevation

Right Side Elevation

1 0 1 2 3 4 5
SCALE 1:100 m

Copyright in the design and this drawing is the property of RESI. Reproduction in whole or in part is forbidden without written sanction of RESI. This drawing must be read in conjunction with all other relevant documentation and drawings.

RESI accepts no liability for any expense, loss or damage of whatsoever nature and however arising from any variation which has not been referred to them and their approval obtained.

Resi do not advise using planning drawings for the construction stages. All dimensions to be cross-checked on site prior to manufacture and construction. Any discrepancies to be reported to RESI immediately.

Proposed Materials:

Brickwork / Walls - London stock brick to match existing

Pitched roof - Slate tiles to match existing

Windows - White painted timber frame windows, aluminium frame rooflights

Doors - White painted timber frame glazed doors

RWPs / Gutters / Fascias - Black uPVC downpipes and guttering to match existing, white painted timber fascias to match existing

KEY

- Existing walls
- Proposed walls
- Proposed furniture
- Proposed staircase
- Proposed windows
- Proposed rooflight
- Boundary line
- Proposed beam
- Proposed drainage
- Existing removed
- 1.5m head height
- 1.8m head height

Revision

Rev	Notes	Date
A	Planning Issue	11/07/2024

RESI® Grow your home

Job Title

Proposed ground floor side extension, rooflight insertion, facade alterations, floor plan redesign and all associated works at 17 Adelaide Road, TW9 1XW

Drawing Status

Planning

Client

Patrick Timbs

Drawing Title

Proposed Drawings

Scale: 1 : 100 @ A1	Drawn: AR
Date: July 2024	Checked: JE
Drawing No.: B245950-3100	Rev: A