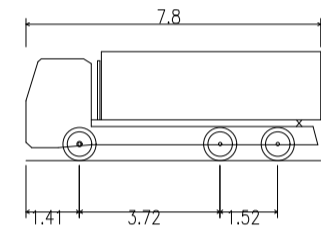
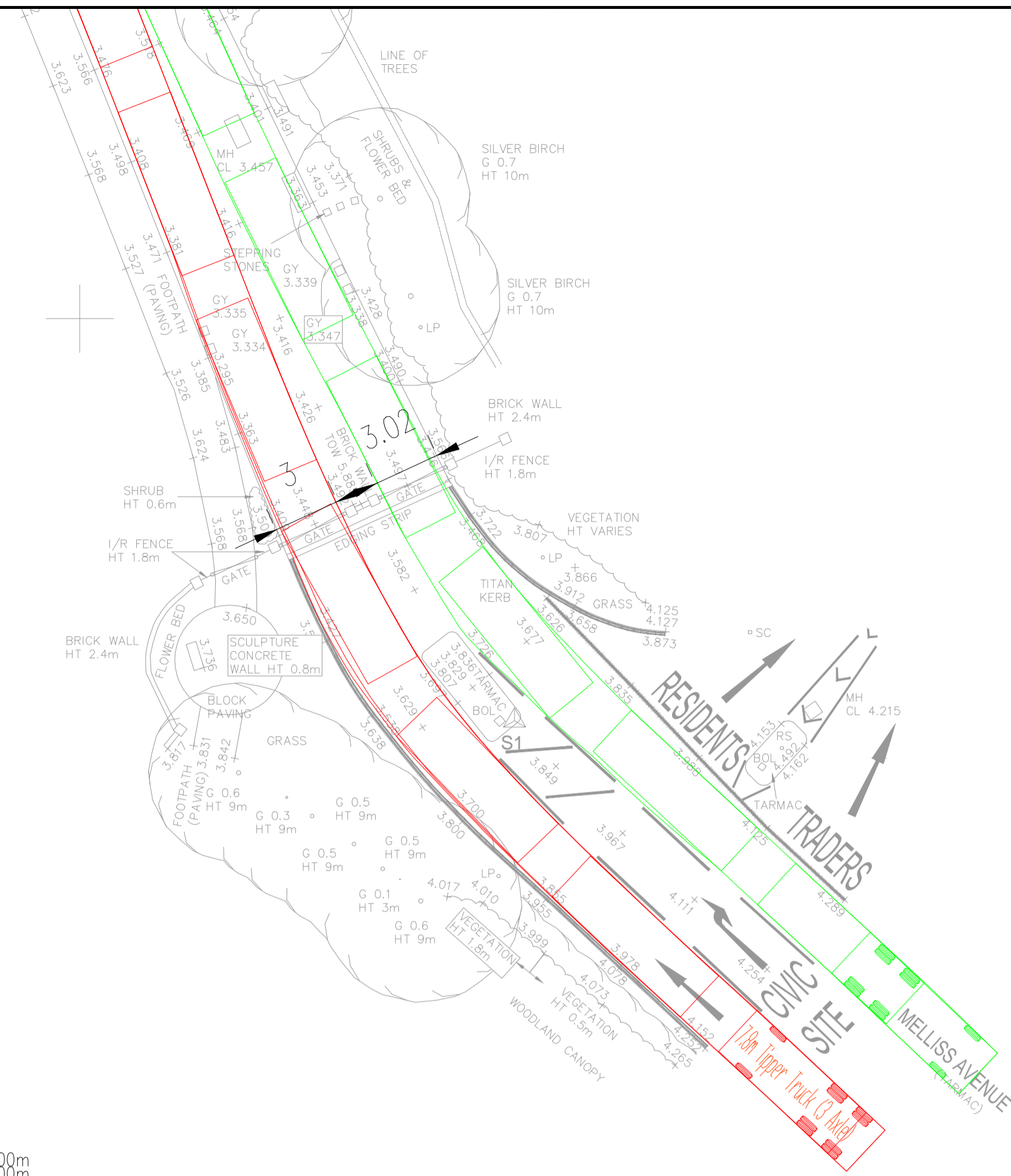
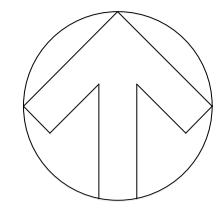
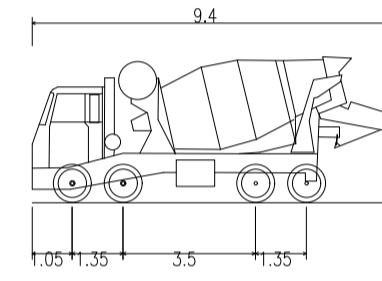
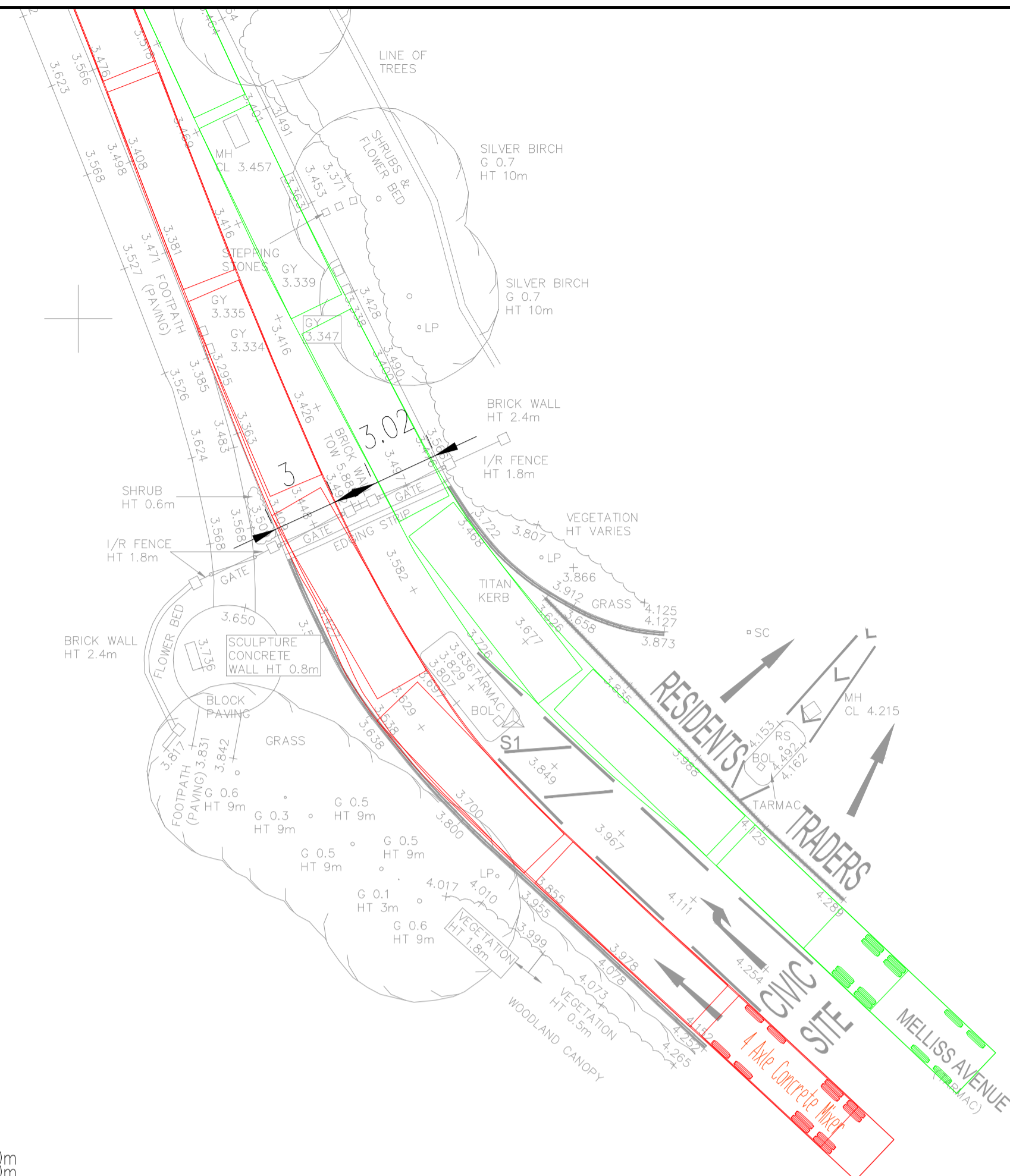


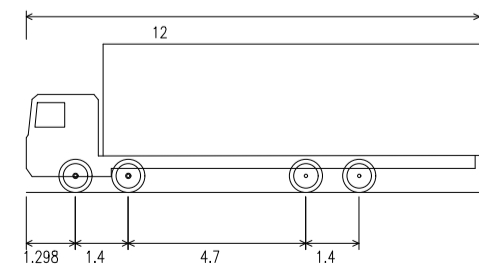
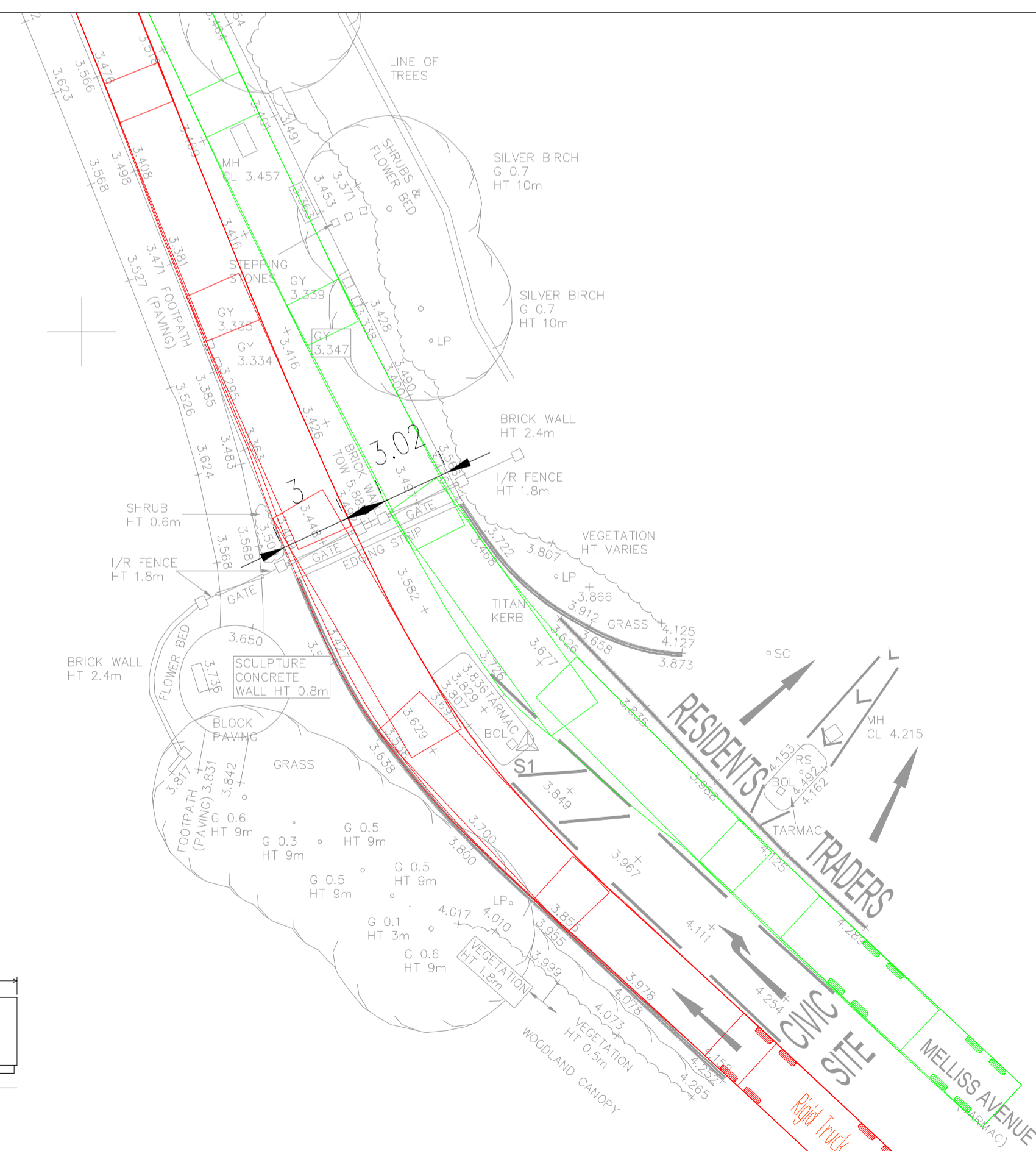
DO NOT SCALE



7.8m Tipper Truck (3 Axle)
 Overall Length 7.800m
 Overall Width 2.890m
 Overall Body Height 2.890m
 Min Body Ground Clearance 0.741m
 Track Width 2.471m
 Lock to Lock Time 6.005m
 Kerb to Kerb Turning Radius 9.120m



4 Axle Concrete Mixer
 Overall Length 9.400m
 Overall Width 2.500m
 Overall Body Height 4.027m
 Min Body Ground Clearance 0.358m
 Max Track Width 2.413m
 Lock to Lock Time 5.005m
 Kerb to Kerb Turning Radius 9.000m



Rigid Truck
 Overall Length 12.000m
 Overall Width 2.500m
 Overall Body Height 3.928m
 Min Body Ground Clearance 0.412m
 Track Width 2.471m
 Lock to Lock Time 6.000m
 Kerb to Kerb Turning Radius 11.900m

PO1	10/04/2024	MR	FIRST ISSUE	AT	AT
REV	DATE	BY	DESCRIPTION	CHK	APP

DRAWING STATUS: S0 - WORK IN PROGRESS



WSP House, 70 Chancery Lane, London, WC2A 1AF, UK
 T+ 44 (0) 207 314 5000, F+ 44 (0) 207 314 5111
 wsp.com

CLIENT:

ARCHITECT:

SITE/PROJECT: KEW RIVERSIDE

TITLE: DEMOLITION AND CONSTRUCTION VEHICLE SWEPT PATH ANALYSIS

SCALE @ A1: 1:200 CHECKED: AT APPROVED: AT

PROJECT NO: 70119108 DESIGNED: MR DRAWN: MR DATE: April 24

DRAWING NO: 70119108-SK-001 REV: P01

© WSP UK Ltd

File name: \\UK\WSPGROUP\COMMON\DATA\PROJECTS\70119108\70119108-SK-001.DWG, printed on: 10 April 2024 15:05:32, by: Russell, M