

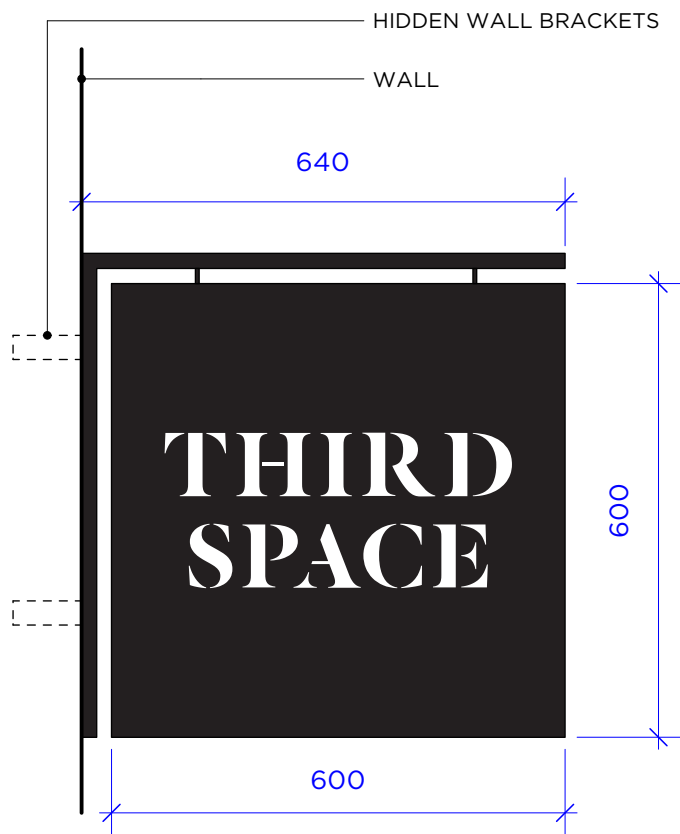
DO NOT SCALE. SCHEMATIC DRAWING ONLY.
NO DIMENSIONAL CHECKS HAVE BEEN MADE.
FULL MEASURED SURVEY REQUIRED.

DRAWING AND DESIGN REMAIN COPYRIGHT ©
OF THE AUTHOR. ACTION WILL BE TAKEN
AGAINST UNAUTHORISED USE.

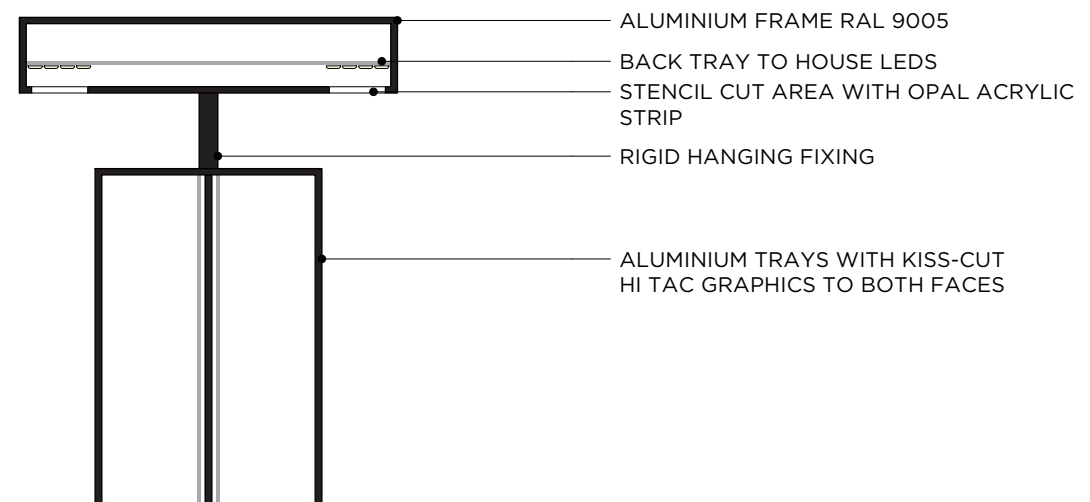
KEY | NOTES

PROJECTING SIGN DETAILS:

60MM DEEP ALUMINIUM TRAY COATED RAL 9005 JET BLACK SATIN FIXED TO
ALUMINIUM FRAME WITH BRACKET
BRACKET TO BE HIDDEN
SIGN TO SIT FLUSH TO WALL
ALL PAINTED TO MATCH THE TRAY RAL 9005
SIGNAL WHITE RAL 9003 HI TAC VINYL GRAPHICS APPLIED TO BOTH FACES
EXTERNALLY ILLUMINATED BY WARM WHITE LEDS VIA STENCIL CUT OPAL INLAY
WALL TO BE SURVEYED PRIOR TO MANUFACTURE



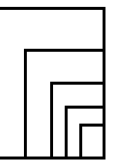
1 **PROJECTING SIGN**
Scale: 1:10



2 **PROJECTING SIGN - LIGHT DETAIL**
Scale: Half Actual Size

17/07/2024 ISSUED FOR PLANNING

No.	Date	By	Notes
	17/07/2024		ISSUED FOR PLANNING



Studio RHE

4 Green Mews
Bevenden Street
London
N1 6AS

+44 (0)207 253 5358
architect@studiorhe.com
www.studiorhe.com

Job Title **TS RICHMOND** Job No. **5144**

Drawing Title **PROPOSED PROJECTING SIGN**

Purpose **PLANNING - ADVERTISING** First Issue **JUL '24**

Scale **1:100 @ A3** Drawn **BA** Drawing No. **252A**
Checked **CW**