

Notes:

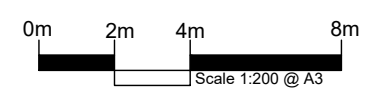

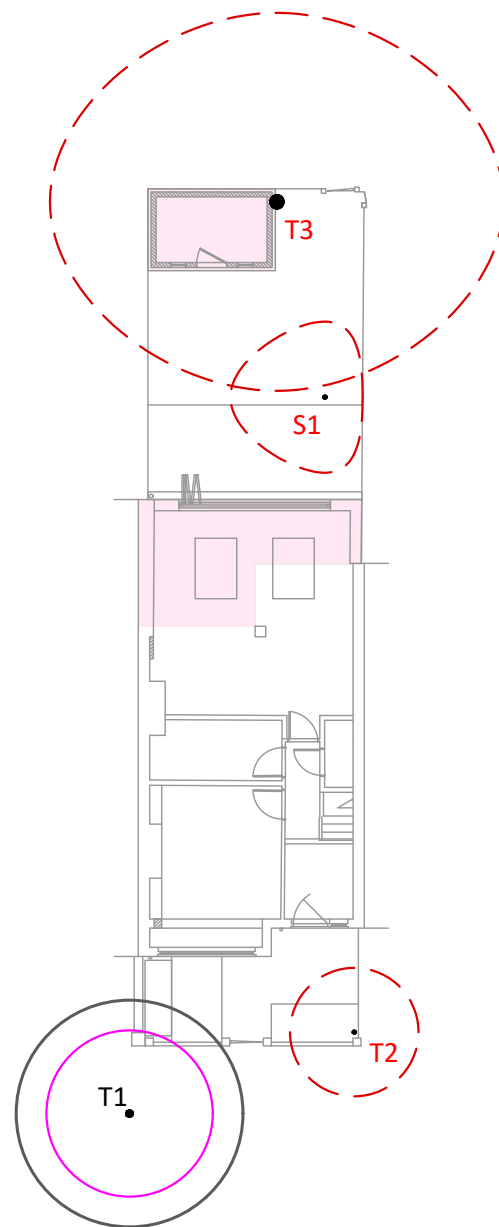
The original of this drawing was produced in colour - a monochrome copy should not be relied upon.

Do not scale from this drawing.

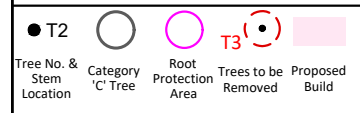
Tree locations were plotted using onsite features at the time of the survey.

A check with the London Borough of Richmond returned that no trees on or adjacent to the site are protected by a Tree Preservation Order (TPO) and that the site is not within a Conservation Area (CA).

It would not therefore be necessary to obtain prior consent for any works that affect these trees.



MWA Key



Tree Categories

Trees have been assigned a category in accordance with Table 1 of BS 5837:2012 'Trees in Relation to Design, Demolition and Construction'. The category is shown by the colour of the canopy edge (and canopy hatch where present).

- Categories are shown as below:
- Category 'A' - Tree of high quality and value - **Green**
 - Category 'B' - Tree of moderate quality and value - **Blue**
 - Category 'C' - Tree of low quality and value - **Grey**
 - Category 'U' - Tree of significantly reduced potential - **Dark Red**

Tree Works

Tree No.	Category	Species	Works and reason for works
T2	C	Yew	Remove to facilitate revised landscaping
T3	C	Sycamore	Remove due to proximity of development
S1	C	Photinia	Remove to facilitate revised landscaping