

**ANCILLARY EQUIPMENT**

● CEILING FAN

**COMMUNICATIONS**

- ▲ DOOR ENTRY HANDSET, AUDIO
- Ⓢ DOOR ENTRY CALL POINT, AUDIO
- ▲ DATA OUTLET - 2NO. CAT6 CABLES

**LIGHTING**

— LINEAR SUSPENDED/CEILING MOUNTED LIGHT

- ⊕ RECESSED DOWNLIGHT
- ⊕ PENDANT LIGHT
- ⊕ UPLIGHTER, IN GROUND
- ⊕ WALL LIGHT
- ⊕ 1 WAY SWITCH
- ⊕ 2 WAY SWITCH
- ⊕ "C" INDICATES LIGHTING CIRCUIT NUMBER
- ⊕ EMC EMERGENCY LIGHTING CIRCUIT VIA KEYSWITCH

**SECURITY SYSTEM**

- Ⓢ SECURITY - KEYPAD ACCESS CONTROL UNIT
- Ⓢ DOOR RELEASE BUTTON
- Ⓢ DOOR ENTRY CONTROL PANEL, "REF" DENOTES PANEL REFERENCE

**SMALL POWER**

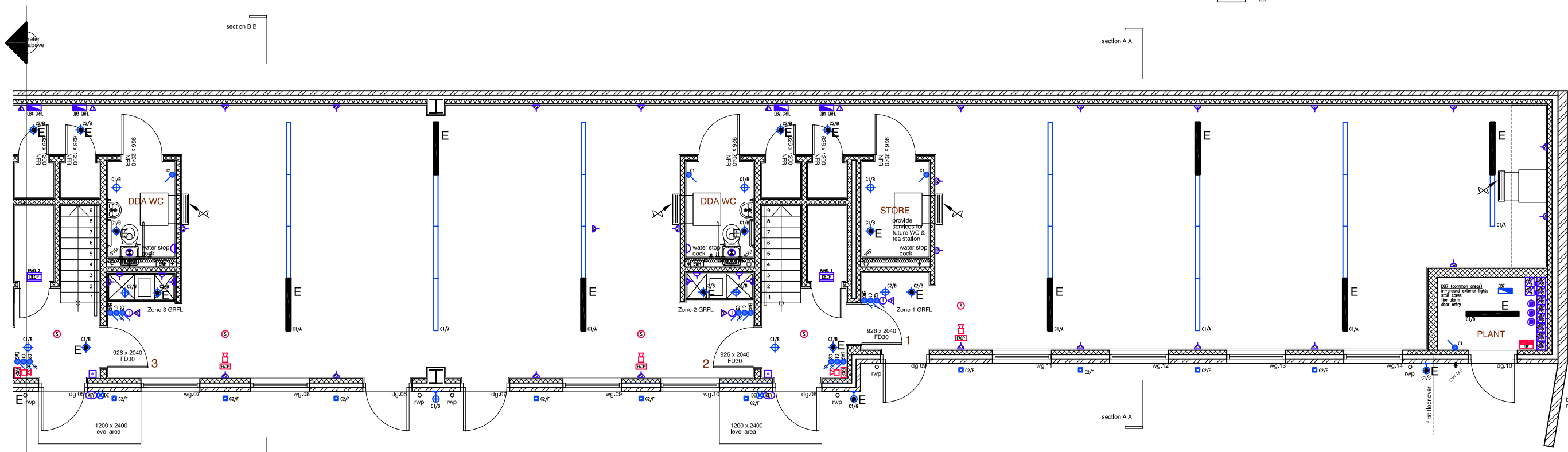
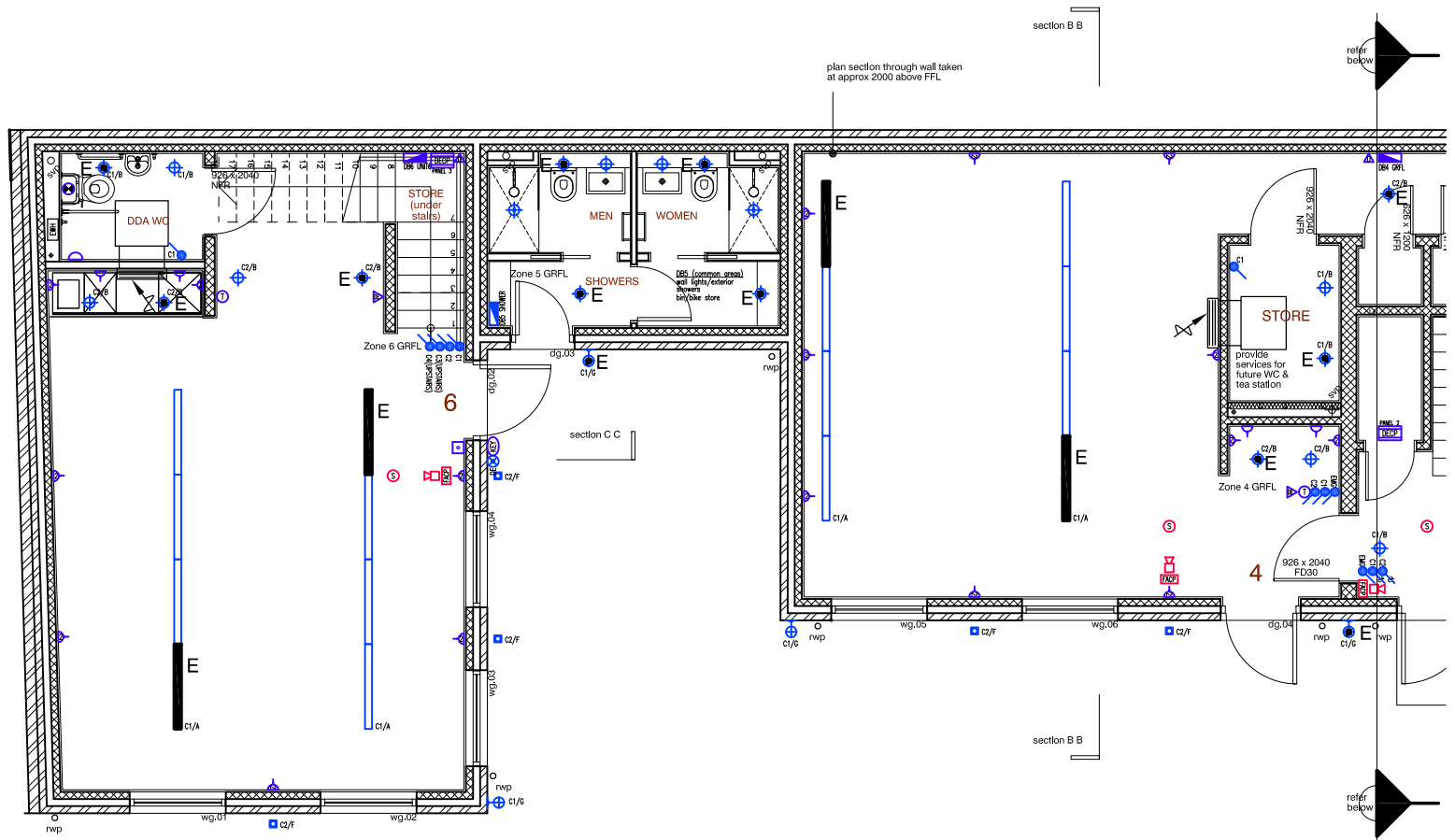
- Ⓢ DOUBLE SWITCHED SOCKET
- Ⓢ SINGLE SWITCHED SOCKET
- Ⓢ DOUBLE SWITCHED SOCKET, RCD PROTECTED
- Ⓢ DISTRIBUTION BOARD, "REF" INDICATES PANEL REFERENCE
- Ⓢ FLEX OUTLET
- Ⓢ SUPPLY AUTHORITIES METER (KWH)

**FIRE ALARM**

- Ⓢ SMOKE SENSOR - CEILING MOUNTED
- Ⓢ FIRE ALARM SOUNDER - WALL MOUNTED
- Ⓢ MAIN FIRE ALARM PANEL
- Ⓢ FIRE ALARM CALL POINT

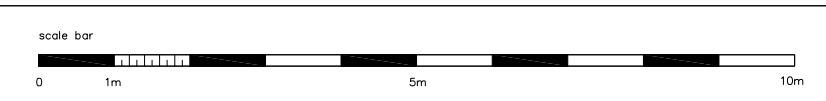
**COOLING/HEATING**

- Ⓢ INDOOR AIR-CONDITIONING UNIT, HEATING & COOLING



revision h: as-built drawing 31.08.16  
 revision g: modification to ramps/level threshold access 27.06.14  
 revision f: modification to internal floor to ceiling heights 26.11.13  
 revision e: modification to internal layout, windows and doors 09.10.13  
 revision d: two internal rwp's removed from scheme (U4 and U1) as Client instruction at meeting on 06.08.12 09.08.12  
 revision c: extract vent to unit 1 ceiling, 140 block wall confirmed adjacent stair. Insulation confirmed and cavity widened 35mm, three internal rwp's added to units 1, 3 and 6. TENDER ISSUE 21.12.11  
 revision b: movement joints added to brick and block. distribution boards to units 3 to 6 now at high level 02.12.11  
 revision a: riser 1 now moved to top of stair on all stairs and plan revised accordingly 23.11.11

do not scale from this drawing  
 verify all dimensions by site measurement  
 errors and omissions to be reported to the architect.  
 copyright  
**Drawing issued for Planning purposes only**



notes  
 1. Final coordination of drawings and information with ADS Associates and Mecserve to be finalised on later issues of this drawing. Any discrepancies to be reported to the architect

title Proposed Ground Floor plan	client Charles Richards	project Proposed B1 units on land to rear of 33-57 Grosvenor Road Twickenham, Middlesex TW1 4AD	drawing number 165.100h
scale 1:50@A1 / 1:100@A3	drawn gt	checked	
date 12.08.11		Genevieve Theriault Architecture & Interiors 42 Brook Street, London W1K 5DB t: 07904 974 066 e: mail@genevievetheriault.com	