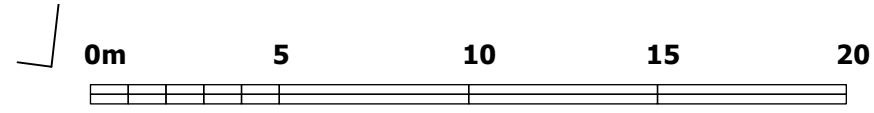


Husband & Partners Architects

5th Floor, 167-169 Great Portland Street, London, W1W 5PF
T: +44 020 7183 3787



1:200@A1

Please note that this building has been demolished since the photo was taken



Photo A



Photo H



Photo G



Photo F




Photo E

PHOTOS E,F,G&H SHOW HARDSTANDING AREA FOR PARKING AND MANOUVERING VEHICLES ON SITE



Photo D



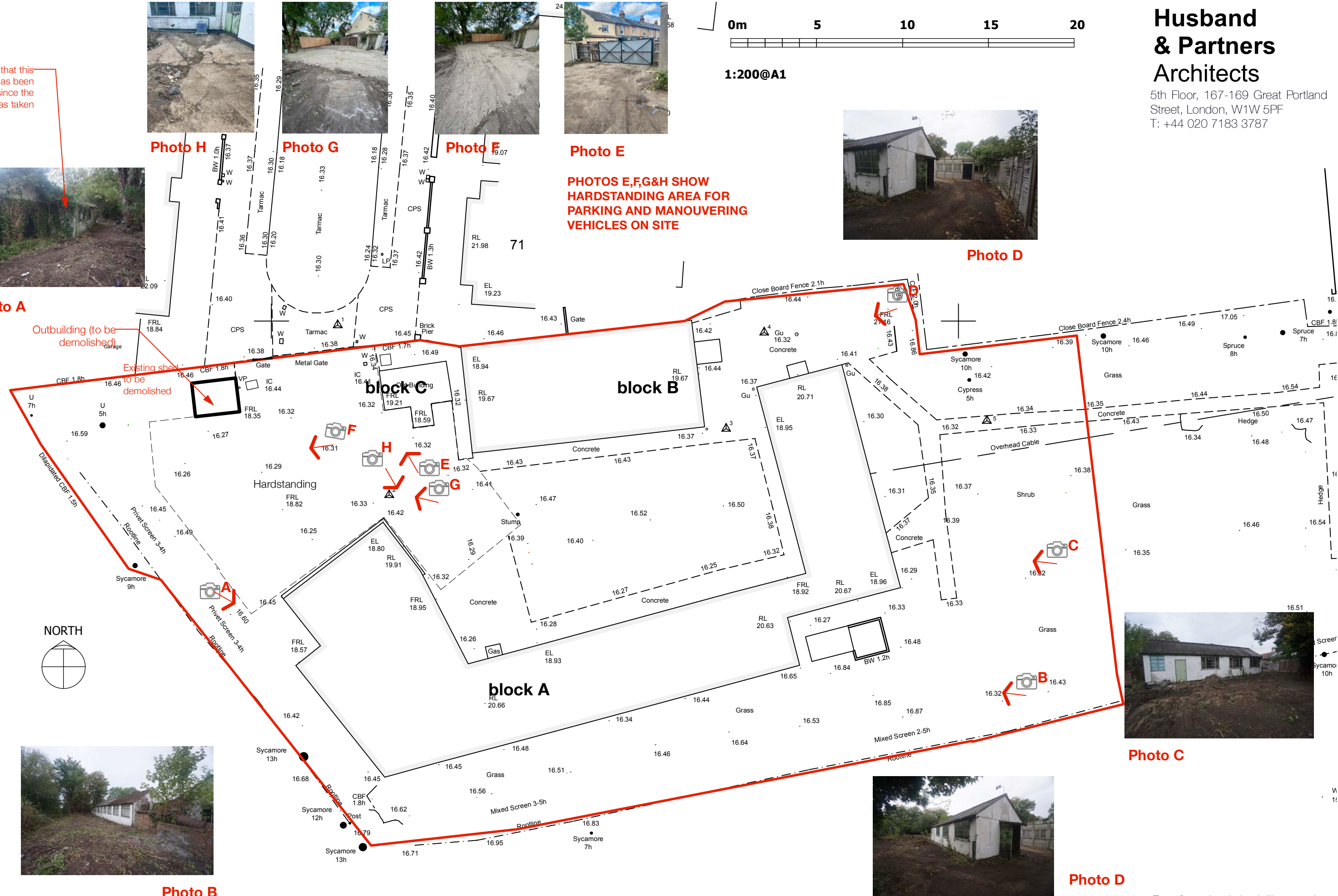
Photo C



Photo D



Photo B



Rev A retained shed illustrated

RIBA Chartered Practice

This Drawing must not be scaled. Only figured dimensions should be used. Critical site dimensions must be checked on site before proceeding. Any adjoining buildings or features are by way of illustration only and dimensions have not been checked unless specifically noted otherwise. This drawing has been produced for our client for the purposes noted on it and it is not intended for use by any other person for any other purpose. The copyright in this drawing belongs to Husband and Partners Architects Ltd. This drawing must not be reproduced in whole or in part or disclosed to any third party unless expressly authorised in writing by Husband and Partners Architects Ltd.

Project: 1 High Street, Hampton Hill, TW12 1NA

Client: LDJ New Homes Ltd

Drawing Title: Garage plan and elevations as Existing				
Date	Scale	Project No.	Drawing No.	Revision
June 2022	1:100@A3	2538	SURV03	A