



MANAGEMENT

# Financial Viability Appraisal

**Address:** 561-563 Upper Richmond Road  
West, East Sheen, SW14 7ED

**LPA:** Richmond Borough Council

**Planning ref:** N/A

**Client:** Mrs N Patel

**Date:** 23<sup>rd</sup> July 2024



## Contents

Executive Summary	3
Introduction	4
S106 Management	5
Planning Policy	6
National Guidance	8
Viability	11
Toolkit Inputs	12
Benchmark Land Value	23
Conclusions	30
Sensitivity Matrix	31
T&Cs and Compliance	32

## Executive Summary

This report provides a Financial Viability Appraisal (FVA) of proposed development at 561-563 Upper Richmond Road West, East Sheen, SW14 7ED. The process involves utilising Market Comparison and Residual Methods following RICS Guidance *Valuation of Development Property* (2019), *Assessing Viability in Planning under the NPPF Framework* (2023), and *National Planning Policy Guidance on Viability* (NPGV 2019), and complies with RICS professional standards and guidance *Financial Viability in Planning: Conduct & Reporting*.

Following NPGV para 008, wherever possible this FVA utilises assumptions used in the underlying local plan evidence base. Where changes have been made, these are fully supported by market evidence demonstrating current local circumstances.

The key outputs of this FVA are summarised in the below table:

<b>GDV</b>	<b>£2,490,000.00</b>
<b>Costs exc land and profit</b>	<b>£825,789.48</b>
<b>Finance</b>	<b>£201,352.91</b>
<b>Return</b>	<b>£498,000.00</b>
<b>BLV</b>	<b>£1,427,000.00</b>
<b>RLV</b>	<b>£964,857.60</b>
<b>RLV-BLV</b>	<b>(£462,142.40)</b>
<b>Target profit</b>	<b>20.00%</b>
<b>Actual profit</b>	<b>1.44%</b>

Target developer return includes a risk-adjusted rate for market residential (20%). Sensitivity analysis demonstrates this is the minimum return necessary to offset the current risk environment.

Benchmark Land Value (BLV) is assessed via the EUV+ and AUV method where relevant in line with national policy. No premium has been added in this instance.

As such, this FVA demonstrates that, on a 100% open market basis, the benchmark land value exceeds the residual land value of the scheme. Therefore, the development cannot viably provide the targeted contributions.

Full appraisal inputs and evidence are found in the Schedules, referred to throughout.

## Introduction

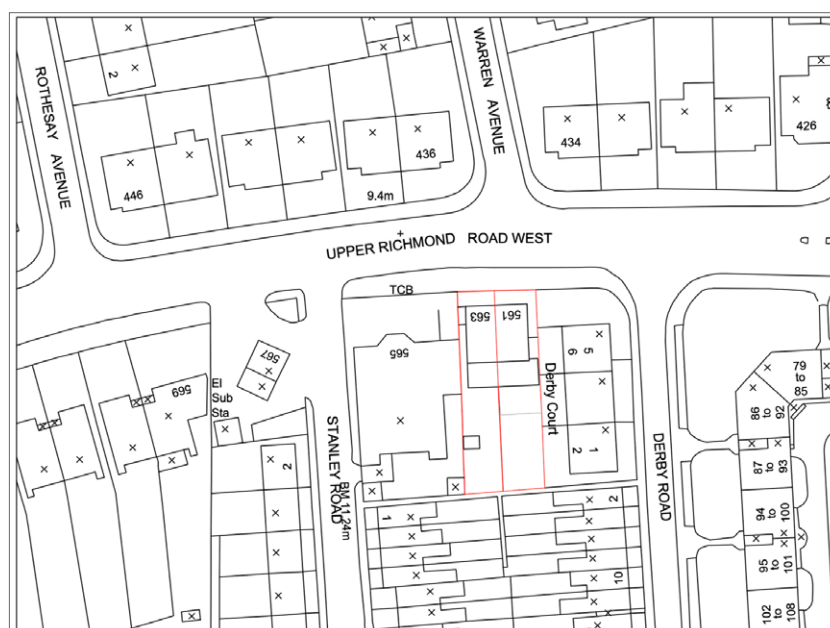
S106 Management is instructed by Mrs N Patel to produce a Financial Viability Appraisal (FVA) to determine the level of Affordable Housing contribution that can be viably delivered on proposed development at 561-563 Upper Richmond Road West, East Sheen, SW14 7ED.

Richmond Borough Council seeks an Affordable Housing contribution in accordance with Policy LP36 (adopted July 2018).

The existing site comprises 561-563 Upper Richmond Road West, this comprises retail space on the ground floor with an ancillary flat above, as well as a self-contained apartment above. In total, the GIA of the existing build is 287.71m<sup>2</sup>.

This FVA is to be viewed in conjunction with a new application. The proposed development seeks to convert the existing into 2 no. semi-detached houses, the development will provide a combined GIA of 270.02m<sup>2</sup> of residential accommodation.

## Site Location Plan



## **S106 Management**

**S106 Management** is a viability consultancy established in 2011. Formed initially to capitalise on 35 years of specialist experience in planning law, viability assessment and development, the company has expanded over the last 10 years and now benefits from the expertise of chartered surveyors, town planners, solicitors, architects and an extensive network of planning professionals.

With over a decade of experience in creating expert financial viability appraisals, advising on complex planning obligations, and negotiating with local authorities, **S106 Management** has often been at the forefront of planning viability matters. The company is now one of the most effective and experienced specialist viability consultancies in the UK, combining expertise from all corners of the industry and benefiting from a considerable evidence base of several thousand development appraisals countrywide.

## Planning Policy

By virtue of section 38 (6) of the *Planning and Compulsory Purchase Act 2004*, planning applications must be determined in accordance with the adopted plan of the Local Authority, unless material considerations indicate otherwise.

Therefore, our starting point is Policy LP36 of the Richmond Borough Council Local Plan (adopted July 2018):

<b>Policy LP 36</b>			
<b>Affordable Housing</b>			
<b>A. The Council expects:</b>			
<p>a. 50% of all housing units will be affordable housing, this 50% will comprise a tenure mix of 40% of the affordable housing for rent and 10% of the affordable intermediate housing.</p>			
<p>b. the affordable housing mix should reflect the need for larger rented family units and the Council's guidance on tenure and affordability, based on engagement with a Registered Provider to maximise delivery.</p>			
<p>Where on-site provision is required, an application should be accompanied by evidence of meaningful discussions with a Registered Provider which have informed the proposed tenure, size of units and design to address local priorities and explored funding opportunities.</p>			
<b>B. A contribution towards affordable housing will be expected on all housing sites. The following requirements apply:</b>			
<p>a. on all former employment sites <i>at least</i> 50% on-site provision. Where possible, a greater proportion than 50% affordable housing on individual sites should be achieved.</p>			
<p>b. on all other sites capable of ten or more units gross 50% on-site provision. Where possible, a greater proportion than 50% affordable housing on individual sites should be achieved.</p>			
<p>c. on sites below the threshold of 'capable of ten or more units gross', a financial contribution to the Affordable Housing Fund commensurate with the scale of development, in line with the sliding scales set out below and in the Affordable Housing SPD.</p>			
No. of units proposed (gross)	% Affordable Housing		
	For conversions and reversions (where there is no loss of former employment floorspace.	For new build development or redevelopment (where there is no loss of former employment floorspace)	For any units replacing employment floorspace
9 units	36%	45%	90%
8 units	32%	40%	80%
7 units	28%	35%	70%
6 units	24%	30%	60%
5 units	20%	25%	50%
4 units	16%	20%	40%
3 units	12%	15%	30%
2 units	8%	10%	20%
1 unit	4%	5%	10%

LP36 suggests that the Council will seek a financial contribution towards Affordable Housing.

The purpose of this FVA is to determine whether the development is capable of supporting the targeted contribution.

This policy has been informed by 'The London Borough of Richmond upon Thames Whole Plan Viability Assessment', produced by Adams Integra (December 2016).

PPG Viability para 008 states:

*'How should a viability assessment be treated in decision making?*

*'Where a viability assessment is submitted to accompany a planning application this should be based upon and refer back to the viability assessment that informed the plan; and the applicant should provide evidence of what has changed since then.'*

This creates a presumption that the underlying local plan evidence base is correct until otherwise proven by dissenting parties, with the burden of proof relating to what changes have occurred since adoption of the local plan applicable to all parties.

As such, where appropriate the conclusions of the underlying local plan evidence base are used to inform our report and corroborate assumptions. Where we believe changes must be made these are fully evidenced.

National Guidance is a material consideration; therefore, we also consider the 'National Planning Policy Framework' (NPPF) , and the 'National Planning Guidance for Viability' (NPGV) (May 2019).

## National Guidance

National guidance on the delivery of Affordable Housing is provided by the NPPF.

Paragraphs 57, 58 and 65 of the NPPF are of particular relevance:

57. Planning obligations must only be sought where they meet all of the following tests<sup>24</sup>:
- a) necessary to make the development acceptable in planning terms;
  - b) directly related to the development; and
  - c) fairly and reasonably related in scale and kind to the development.
58. Where up-to-date policies have set out the contributions expected from development, planning applications that comply with them should be assumed to be viable. It is up to the applicant to demonstrate whether particular circumstances justify the need for a viability assessment at the application stage. The weight to be given to a viability assessment is a matter for the decision maker, having regard to all the circumstances in the case, including whether the plan and the viability evidence underpinning it is up to date, and any change in site circumstances since the plan was brought into force. All viability assessments, including any undertaken at the plan-making stage, should reflect the recommended approach in national planning guidance, including standardised inputs, and should be made publicly available.
65. Provision of affordable housing should not be sought for residential developments that are not major developments, other than in designated rural areas (where policies may set out a lower threshold of 5 units or fewer). To support the re-use of brownfield land, where vacant buildings are being reused or redeveloped, any affordable housing contribution due should be reduced by a proportionate amount<sup>31</sup>.

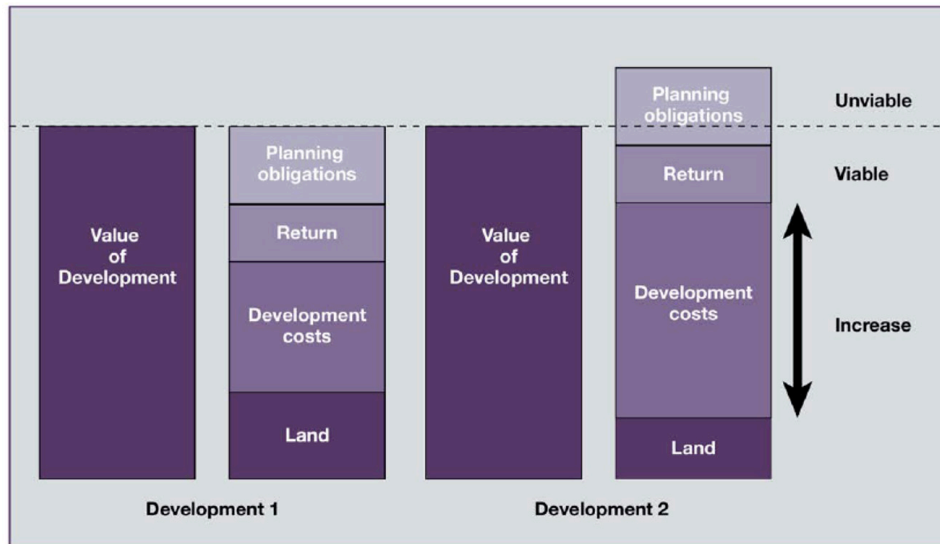
The recommended approach referred to above is set out in the NPGV (<https://www.gov.uk/guidance/viability>).

The standard approach to viability is explained at para. 10 of the NPGV:

***'Viability assessment is a process of assessing whether a site is financially viable, by looking at whether the value generated by a development is more than the cost of developing it.'***

This is summarised well in the below figure from RICS guidance:





Paragraphs 11-18 lay out the required approach to calculating gross development value (GDV), development costs, benchmark land value, landowner and developer return.

The concept of viability is well expressed by the NPGV, in particular para 012 which sets out the costs that should be included in any viability statement, and paras 013-017 which seek to ensure that the landowner should receive the Existing Use Value (EUV) of the site plus a premium, thus providing an incentive to the landowner to bring the site forward for development.

Our report has been written in accordance with the principles set out in both the NPPF, and the NPGV.

## Particular Circumstances

Both RICS guidance and PPG Viability note that particular circumstances must justify the need for a site-specific viability assessment. These circumstances are broad, with a non-exhaustive list provided by the PPG.

*'Such circumstances could include, for example where development is proposed on unallocated sites of a wholly different type to those used in viability assessment that informed the plan; where further information on infrastructure or site costs is required; where particular types of development are proposed which may significantly vary from standard models of development for sale (for example build to rent or housing for older people); or where a recession or similar significant economic changes have occurred since the plan was brought into force.'*

*PPG Viability para 007*

The particular justification for this site-specific viability assessment is that significant economic changes have occurred since the plan was brought into force.

Following the RICS guidance:

**3.10.3** The main differences in FVAs for decision taking, compared to for plan making, are that:

- the level of planning requirements has been determined in the plan
- the site will be identified
- the scheme will be specified in more detail
- any abnormal costs can be identified, including any remediation costs and related land remediation relief tax allowances that may be available, and any costs incurred in readying the site for development, and
- the evidence base can be more specifically related to the actual site (where the site was not assessed at the plan-making stage).

## Viability

The relevance of viability is clearly accepted in all the Richmond Policy Documents; of particular relevance are paras C. and D. of LP36:

**C. In accordance with A and B, the Council will seek the maximum reasonable amount of affordable housing when negotiating on individual private residential and mixed-use schemes. The Council will have regard to:**

- a. economic viability;
- b. individual site costs;
- c. the availability of public subsidy; and
- d. the overall mix of uses and other planning benefits.

**D. Where a reduction to an affordable housing contribution is sought from the requirements in A and B on economic viability grounds, developers should provide a development appraisal to demonstrate that schemes are maximising affordable housing. The developer will be required to underwrite the costs of a Council commissioned economic viability assessment. The Council will rigorously evaluate such appraisals and:**

112

- a. assess if the maximum reasonable amount of affordable housing is based on delivering the appropriate tenure, unit sizes and types that address local needs.
- b. consider whether it is necessary to secure provision for re-appraising the viability of a scheme prior to implementation to secure contingent obligations.
- c. in most circumstances the Existing Use Value plus a premium (EUV+) approach to assessing benchmark land value in development appraisals and viability assessments should form the primary basis for determining the benchmark land value.

This policy statement should be seen in the context of the NPPF, and indeed subsequent Government guidance.

There are several proprietary toolkits in use to justify viability. We use the Housing Corporation Economic Appraisal Tool (HCEAT) and Argus Developer.

Our report and its conclusions are based on the application of this tool.

The next section sets out the assumptions that have been made in the preparation of the viability toolkit examining the viability of this site; the toolkit is shown in **Schedule 1** of this report. The comments below address the inputs to the toolkit sequentially and an electronic copy can be provided to the LPA on request.

## Toolkit Inputs

### Proposed Development

The development is summarised by the table below (plans are shown at **Schedule 2** to this report):

Unit	Area m2	Type
1	142.35	4-Bedroom Semi-Detached
2	127.67	4-Bedroom Semi-Detached
<b>Total</b>	<b>270.02</b>	

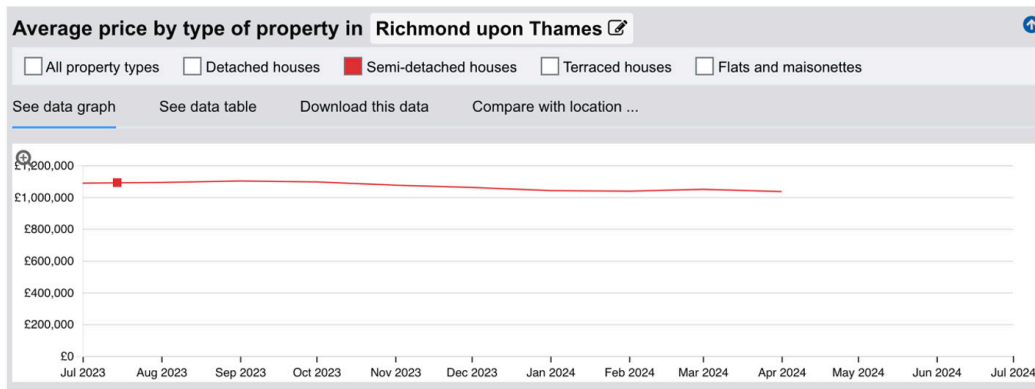
The unit mix comprises 2 no. 4-bedroom semi-detached houses.

### Affordable Housing Values

We approach this issue by firstly modelling a scheme with no Affordable Housing; if the Residual Value of this model exceeds the Benchmark Value of the site (as described below) producing a surplus profit, then we produce a second model to illustrate the maximum level of Affordable Housing that can viably be delivered by the development.

## Open Market Housing Values

Land Registry data for Richmond upon Thames suggests the following average values for semi-detached houses:



Nimbus suggests the following data:



This suggests an average open market value for properties in the immediate area of £8,863.32/m<sup>2</sup>.

## Transactional Data

We have compared this data to relevant recent 'sold' transactions for detached units extrapolated from Rightmove (see **Schedule 3**). Values are extremely sensitive to small changes in search area; therefore, we have limited our transactional search to within 1 year and 1/4 mile of the scheme.

<i>Sold Semi-Detached Houses within 1 Year 1/4 Mile</i>					
Address	Type	Sale Date	Area m2	£/m2	Price
28, Coval Gardens, London, Greater London, SW14 7DG	Modern 4-bedroom semi-detached house, landscaped rear garden, off road parking	01.05.2024	199.7	£9,689.53	1935000
5, Graemesdyke Avenue, London, Greater London, SW14 7BH	4-bedroom semi-detached house, front and rear gardens	04.01.2024	131.5	£8,880.43	£1,167,777
11, Coval Road, London, Greater London, SW14 7RW	5-bedroom semi-detached house, front and rear gardens	01.12.2023	159.6	£9,367.17	£1,495,000
10, Clydesdale Gardens, Richmond, Greater London, TW10 5EF	Modern 3-bedroom semi-detached house, landscaped rear garden, off road parking	01.12.2023	185.7	£8,777.60	£1,630,000
18, Tangier Road, Richmond, Greater London, TW10 5DW	4-bedroom semi-detached house, front and rear gardens	20.10.2023	164.43	£7,297.94	£1,200,000
103, St Leonards Road, London, Greater London, SW14 7BL	Modern 4-bedroom semi-detached house, landscaped rear garden with outbuilding, off street parking	20.10.2023	157.37	£8,578.51	£1,350,000
			<b>Avg. £/m2 value</b>	<b>£8,792.72</b>	

We note an outlier above at 18, *Tangier Road*, once removed from the dataset, the average £/m2 value increases to £9,087.48.

The average achieved prices are higher than the average data noted above. This is due to the fact that this data is compiled from across the postcode and typologies. More granular data presents a more accurate picture.

We have also studied properties which are currently on the market:

<i>Semi-Detached Houses For Sale within 1/4 Mile</i>					
Address	Type	SSTC/For Sale?	Area m2	£/m2	Price
Deanhill Road, East Sheen, SW14	Modern 5-bedroom semi-detached house, off street parking, enclosed rear garden	For Sale - Reduced on 08/07	185.4	£9,034.52	£1,675,000
Derby Road, East Sheen, SW14	4-bedroom semi-detached house, front and rear garden	For Sale	160	£8,750.00	£1,400,000
Derby Road, London	Spacious 5-bedroom semi-detached house, off street parking, enclosed rear garden with outbuilding	For Sale - Reduced on 09/07	219.8	£8,416.52	£1,849,950
<i>Tangier Road, Richmond, TW10</i>	<i>4-bedroom semi-detached house, enclosed rear garden</i>	<i>For Sale - Reduced on 26/06</i>	<i>123.37</i>	<i>£8,105.70</i>	<i>£1,000,000</i>
Deanhill Road, London, SW14	4-bedroom semi-detached house, secluded front and rear gardens	Under Offer	167.7	£10,435.30	£1,750,000
St Leonards Road, East Sheen, SW14	4-bedroom semi-detached house, front and rear garden	For Sale	152.63	£8,844.92	£1,350,000
			<b>Avg. £/m2 value</b>	<b>£8,945.34</b>	

We note an outlier above at *Deanhill Road*, (£1,750,000); once removed from the dataset, the average £/m2 value reduces to £8,648.30.

Furthermore, we have reviewed new-build data; however, we had to extend our search radius to +1 mile to find properties and this took us into non-comparable locations. Therefore, we have omitted this data from our report, but take into consideration that new build and newly converted units will attract a premium.

The average £/m2 values and GIAs from the data sets above are summarised below:

	Nimbus	Sold	For Sale
Avg. £/m2 Values - Semi-Detached	£8,683.32	£8,792.72	£8,945.34
	Sold	For Sale	As Proposed
Avg. GIA m2 - Semi-Detached	166.38	168.15	135.01

Average asking prices are inflated when compared to wider achieved values and the dataset supplied by Nimbus, suggesting asking prices are unlikely to be achieved. Consultation with local agents suggests prices are often being discounted 5-10% in the current market. Savills' Housing Market Update January 2024 places house price changes at -1.8% over 2023, with significant variation by area (-7% in Runnymede, +7% in Gwent). Transactions are down significantly on 2017-19 (-21%, November 2023). Moderate falls of -2-3% are expected in 2024 before the market returns to growth.

**Tangier Road, Richmond (For Sale)** This semi-detached house is located within ¼ mile of the subject site and is of similar size to one of the proposed units at 123.37m<sup>2</sup>. It has 4-bedrooms and an enclosed rear garden making it an ideal comparable to benchmark the proposed converted dwellings on. Currently, it is on the market for £1,000,000 (£8,105,70/m<sup>2</sup>).

We have had particular regard to these transactions when valuing the proposed units. However, we do also take into consideration that the proposed dwellings are to be situated on a busy street occupied mostly by commercial space, which will likely have an impact on the capital values.

We have valued the scheme as per the below:

Unit	Area m <sup>2</sup>	Type	£/m <sup>2</sup>	Price
1	142.35	4-Bedroom Semi-Detached	£9,097	£1,295,000
2	127.67	4-Bedroom Semi-Detached	£9,360	£1,195,000
<b>Total</b>	<b>270.02</b>		<b>£9,221.54</b>	<b>£2,490,000</b>

The proposed valuation above has been reached following extensive market research, consideration of comparable characteristics in recent transactions, new build and external amenity premiums and advice from local agents and therefore should be considered robust. The figures represent the very top end of what can be achieved in today's market and considering current trends should be considered optimistic.

## Timing

This FVA is to be read in conjunction with a detailed planning application which we expect to be granted within 3 months. There will be a 3-month period following this to produce building regs. drawings and obtain all fixed price quotations. We therefore allow a 6-month pre-commencement period.

Construction is projected over a 12-month period with sales expected between months 12 and 14.



## Construction Costs

The below commentary is drawn from the most recent BCIS update.

Construction costs in 2021-23 have been turbulent, with significant variations occurring due to supply/demand imbalances post-Covid, increased building regulations and energy crises.

We have consulted the BCIS data for the subject area rebased to Q3 2024 to provide an estimated build cost in the first instance.

Results  
 Rebased to 3Q 2024 (B94; forecast) and Richmond Upon Thames ( 119; sample 30 ) [Edit](#)

**£/M2 STUDY**

**Description:** Rate per m2 gross internal floor area for the building Cost including prelims.  
 Last updated: 29-Jun-2024 07:33

MAXIMUM AGE OF RESULTS:

Building function (Maximum age of projects)	£/m <sup>2</sup> gross internal floor area						Sample
	Mean	Lowest	Lower quartiles	Median	Upper quartiles	Highest	
Rehabilitation/Conversion							
820.2 'One-off' housing semi-detached (3 units or less) (15)	2,578	767	1,600	2,288	3,366	5,061	7

Taking the above into consideration, we have adopted the median quartile costs of £2,288/m2 for rehabilitation and conversion of 'one-off' housing semi-detached.

Given the size of the proposal set against the vast majority of BCIS data reported on larger sites, we consider the 'one-off' category to be more comparable in this instance.

## **Non-BCIS**

As mentioned previously, the BCIS data makes no allowance for all external works and associated infrastructure costs, and as it is reported in retrospect will not account for newer policy and legislation such as biodiversity enhancement.

We have therefore referred to the Richmond Whole Plan Viability Assessment suggests an appropriate allowance of 12% for all external works. However, given this project is a conversion, we have limited this to 5%.

In addition, the requirements of the Environment Bill will soon come into force regarding a minimum 10% biodiversity net gain on all development sites. Councils may adopt a higher target in their development plans.

The 2019 DEFRA Consultation considers the potential cost of delivery as a proportion of build costs on both greenfield and brownfield sites.

Broadly we consider an allowance of 0.75% for brownfield delivery and 2.5% for greenfield to be an appropriate assumption.

## **Fees**

Professional fees are often quoted on a range of 8-12%, with separate allowances for planning fees.

The local plan viability study adopts 10% as a broad category for professional fees – this is not differentiated by site type.

This will vary according to the size and complexity of the scheme. We normally adopt 6-8% for large sites (with repetitive designs and no complicating factors), 10-12% for more differentiated sites (with a variety of different house types or areas) and 10-15% for small sites, where the scale of the fees is often larger due to the lower overall cost of build and lack of potential efficiencies.

We have adopted a figure of 10% for this scheme.

## Contingency

PPG Viability para 012 notes:

- *explicit reference to project contingency costs should be included in circumstances where scheme specific assessment is deemed necessary, with a justification for contingency relative to project risk and developers return*

Prudent developers often adopt a standard contingency allowance of 10-20% to account contingency. We more commonly see an allowance of c.5% for viability assessment, although in the recent past when inflation has increased a higher allowance has been made.

In this case we adopt 5% on the basis of a 20% target return. If the target return is reduced, then the contingency allowance must likewise be adjusted to compensate.

## Planning Obligations (S106 Contributions & CIL)

Richmond adopted their CIL Charging Schedule in November 2014; they are also liable to make MCIL2 payments.

We understand that the entire existing building currently in use and therefore would benefit from the In Use Credit. However, given that there is no increase in floorspace for this development, we have not included any costs towards CIL.

This is subject to confirmation by the charging authority.

## Site Acquisition Costs

We have included acquisition costs comprised of SDLT at the prevailing rate, legal fees at 0.75% and agency fees of 1%.

## Finance Costs

Given the macro-economic context, lenders have become increasingly risk adverse and therefore funding is becoming harder to acquire. The Bank of England raised the base rate to 5.25% in August 2023, with further rate rises currently suggested throughout 2023. The local plan viability study in 2016 adopted 6.75%. The base rate at that date was 0.25%. The base rate has increased 5% since this date.

To provide hard data, we note that Sirius Property Finance's quarterly update noted the average interest rate increased to 12.2% in Q2 2023, with average set up and exit fees of 1.5% and 1.1% respectively. Vision Finance, a development finance broker, has note that rates of 10-12% 'all-in' on 100% should be anticipated. More broadly in terms of viability assessments, we note the following recent viability cases where an 8+ rate has been agreed:

LPA	Ref	Rate
Hackney	2023/1240	8%
Hackney	2023/1231	8%
Basildon	23/00212/FUL	9%
Tonbridge & Malling	22/01237/FUL	8%
South Holland	H11-0383-23	8%

Therefore, a minimum interest figure of 9% is appropriate, and has been used in the toolkit. In reality finance deals are now significantly exceeding this level, but as an all-in rate 9% accommodates all fees and is applied to all costs.

## Sales/Marketing Costs

Generally, we would assume sales agents' fees at 1.5%, legal fees at 0.5% and marketing/promotion at 2% for housing schemes including a show home and 1% for marketing without a show home.

We have adopted a sales/marketing cost of 3% and legal fees of £1,000 per unit.

## Developer Profit

The NPGV contains the following advice at paragraph 18:

### ***How should a return to developers be defined for the purpose of viability assessment?***

*'For the purpose of plan making an assumption of 15-20% of gross development value (GDV) may be considered a suitable return to developers in order to establish the viability of plan policies. Plan makers may choose to apply alternative figures where there is evidence to support this according to the type, scale and risk profile of planned development. A lower figure may be more appropriate in consideration of delivery of affordable housing in circumstances where this guarantees an end sale at a known value and reduces risk. Alternative figures may also be appropriate for different development types.'*

The RICS guidance similarly notes the test laid out in the PPG as a starting point.

#### **Return to the developer**

**4.2.27** In paragraph 018, under the heading of 'Standardised inputs to viability assessment', the PPG provides some guidance on how a return to developers is defined for the purposes of the FVA. The paragraph's focus is on a suitable return for plan making, rather than individual returns for scheme-specific decision taking. It identifies a standardised input of 15% to 20% of GDV as a suitable return for the purpose of plan making, but is silent on a decision-taking developer return. However, PPG paragraph 008 states that where a site-specific FVA accompanies a specific planning application, it 'should be based upon and refer back to the viability assessment that informed the plan; and the applicant should provide evidence of what has changed since then'. This implies, in addition to other inputs, a similar test regarding developer's profit to that used at the plan-making stage.

The guidance further notes that timescale, uncertainty and any particular characteristics that increase risk are factors which particularly influence profit assumptions.

As previously noted, Paragraph 008 of the NPGV provides a presumption that the underlying local plan evidence base is correct until otherwise proven by dissenting parties.

We refer to the draft Whole Plan Viability Assessment (WPVA), produced by Adams Integra on behalf of the Council in 2016, which, at para 9.3 suggests an appropriate profit to be 20% on open market housing. This aligns with national policy and precedent.

Our experience is that for the previously assumed finance terms to be offered by commercial lenders, a minimum of 17.5% is generally required, up to a maximum of 25% on riskier proposals. Development finance will generally therefore set the expectations for return on investment.

Recent appeal decision ref APP/Y3615/W/22/3298341 noted the following:

68. Although it refers expressly to plan making, I also see no good reason why the profit range of 15-20% identified in the Government's planning practice guidance (PPG) should not reasonably be applied to a scheme of this type in order to assess viability, particularly when read in the context of para 58 of the Framework. Given the fairly difficult and comparatively uncertain economic circumstances for the construction sector at present and regardless of what profit margin the appellant has worked to in the past, it is reasonable to assume developer risk is greater now than at other more economically stable times. Consequently, notwithstanding the evidence regarding house prices and demand for housing in the area, and in respect to programming and sales revenue, a profit target to the higher end of the range, up to 20% of gross development value, is reasonable.

Taking into account the risk profile of the development we consider the assumption adopted in the Local Plan Viability Assessment to be appropriate (20%). This is supported by our sensitivity analysis, which further demonstrates the relative risk profile of the development (see below).

The appraisal has been run accordingly.

## Benchmark Land Value

The NPGV provides a standard methodology for determining Benchmark Land Value (BLV).

Paragraph 15 requires that the EUV of the site should be identified:

*'Existing use value (EUV) is the first component of calculating benchmark land value. EUV is the value of the land in its existing use. Existing use value is not the price paid and should disregard hope value. Existing use values will vary depending on the type of site and development types. EUV can be established in collaboration between plan makers, developers and landowners by assessing the value of the specific site or type of site using published sources of information such as agricultural or industrial land values, or if appropriate capitalised rental levels at an appropriate yield (excluding any hope value for development).*

*Sources of data can include (but are not limited to): land registry records of transactions; real estate licensed software packages; real estate market reports; real estate research; estate agent websites; property auction results; valuation office agency data; public sector estate/property teams' locally held evidence.'*

RICS guidance Assessing Viability in Planning under the NPPF Appendix B lays out the appropriate approach to assessing existing use value, including relevant data sources:

**5.2.5** The assessment of the BLV requires the assessment of five components. They should be calculated and reported to the plan-maker/decision-maker **separately** to counter circularity arguments that BLVs from one method of valuation have been used as an input into another method, in order to reduce developer contributions.

**5.2.6** The components that need assessing are:

- EUV
- premium
- AUV, where appropriate
- policy-compliant site value assessed by the residual method and
- policy-compliant site value assessed by the comparative method.

**B.1.3** The PPG paragraph 015 identifies the type of evidence base that can be used to support the determination of the EUV and the sources of that evidence. At the plan-making stage, this should be accomplished with collaboration between the plan-makers, developers and landowners, and can use published sources of information on rental and capital values of land and property, such as:

- land registry records of transactions
- real estate licensed software packages
- real estate market reports
- real estate research
- estate agent websites
- property auction results
- Valuation Office Agency data and
- public sector estate/property teams' locally held evidence.

The existing site comprises 561-563 Upper Richmond Road West, this comprises retail space on the ground floor with an ancillary flat above, as well as a self-contained apartment above. In total, the GIA of the existing build is 287.71m<sup>2</sup>.

## Residential Element

In order to obtain an accurate value for the existing property, we have turned to the sold data which has been extrapolated from Rightmove.

Sold Flats within 1 Year 1/4 Mile					
Address	Type	Sale Date	Area m <sup>2</sup>	£/m <sup>2</sup>	Price
158, Sheen Court, Richmond, Greater London, TW10 5DQ	2-bedroom purpose built apartment, communal gardens	15.04.2024	84.9	£7,067.14	£600,000
16, Deanhill Court, East Sheen, London, Greater London, SW14 7DJ	2-bedroom purpose built apartment	23.02.2024	50	£8,000.00	£400,000
32, Deanhill Court, East Sheen, London, Greater London, SW14 7DJ	2-bedroom purpose built apartment	11.12.2023	68	£6,764.71	£460,000
Flat 5, The Point, 18a, Hanson Close, London, Greater London, SW14 7SJ	2-bedroom purpose built apartment	29.11.2023	77	£5,454.55	£420,000
364a, Upper Richmond Road West, East Sheen, London, Greater London, SW14 7JU	2-bedroom apartment above commercial property	24.11.2023	66	£5,303.03	£350,000
96, Sheen Court, Richmond, Greater London, TW10 5DE	Modern 3-bedroom purpose built apartment, communal gardens	17.11.2023	88	£6,988.64	£615,000
			<b>Avg. £/m<sup>2</sup> value</b>	<b>£6,556.81</b>	



We understand that in terms of residential space at the existing site, there is a self-contained flat with an NIA of 75.12m<sup>2</sup> and an ancillary flat to the retail space with an NIA of 111.5m<sup>2</sup>.

For the self-contained flat, we apply the average £/m<sup>2</sup> value achieved of £6,556.81 against the NIA to produce a figure of £492,547.56, say £490,000.

However, for the ancillary flat, we appreciate that this will not have the same value as an open market dwelling. We have therefore taken the approach of applying 80% of open market value to the ancillary flat.

The existing NIA is 111.5m<sup>2</sup>, which is much larger than the comparable properties noted above; based on inverse correlation, we would expect a larger unit to have a lower £/m<sup>2</sup> value, therefore we have applied the lowest £/m<sup>2</sup> value above of £5,303.03 to the area of the existing. This produces a value of £591,287.84, say £590,000. Discounting this to 80%, takes the figure to £472,000.

Combining the two figures above takes the residential EUV to £962,000.

## Commercial Element

For commercial space, we have obtained advice from Mr John Carter (RICS Commercial Valuer):

*'I have been asked to produce a Benchmark Valuation for a premises at 561 to 563 Upper Richmond Road West London SW14 7ED.*

*The premises comprise a ground floor shop unit and extends to some 957 ft.<sup>2</sup> on the ground floor. The ratable value is £27,250.*

*The property is located in a prominent position on a busy main road surrounded by residential properties in the main. Because it is somewhat set away from adjoining retail premises it is difficult to find direct comparables to support a market rental value, but account has to be taken of the fact that this is a detached property set in a desirable part of West London which has successfully operated as a general store for some years.*

*I have spoken to Michael Rogers Commercial Surveyors, who have a number of properties in the local area currently on the market and in particular they have highlighted two units that could be regarded as close comparables. In the first instance a unit at 202 upper Richmond Road which*

*is part of a retail run, and which has an area of 706 ft.<sup>2</sup> has been let as a rental of £26,000 per annum. The current rateable value is £21,250. The second is located at 76 Sheen Lane, having a larger area of t 1850 ft.<sup>2</sup> It has a Rateable Value of £21,750 and here it is being marketed at a rental is £29,500 per annum.*

*In this particular instance I have relied on the relative rateable values of the above closest relevant comparables and have arrived at a market value which is in line with the market values as compared to the rateable values in each case. In both cases the rateable values represent between 70% and 80% of the market values.*

*In the case of the subject property, using the rateable value as representing 80% of the market value produces a market rental of £35,000 per annum.*

*Turning to a yield, having regard to the description of the property and its location as referred to above, I believe that an appropriate figure in this particular instance is at a rate of 7.5% arriving at a capital value of £465,500.*

*My Benchmark Valuation is in the sum of £465,000.'*

We adopt £465,000 as the commercial EUV.

In total, this takes the EUV for both the residential and commercial elements to £1,427,000.

**B.1.12** Where a landowner has not renewed leases, it would be inappropriate to determine a lower BLV and penalise the landowner for making the site ready for development. That would occur if a lower EUV is coupled with a premium evidenced from similar sites that had not been made ready for development in this way. A balance is required, reflecting the circumstances at the valuation date, but also the costs actually incurred in delivering the site and bringing it forward for development purposes. Such costs would generally sit in the scheme assessment, as necessary to incur in order to bring the scheme forward. They should not include payments to tenants and other parties who have an interest in the land based on hope value, but should reflect the current use value of these interests and the statutory costs of determining tenancies. Any double counting (value and cost) must be avoided in the EUV, premium and scheme assessment.

Paragraph 16 requires that a premium should be added to the EUV (EUV +) to *incentivise* the landowner to bring the site forward for development:

*'The premium (or the 'plus' in EUV+) is the second component of benchmark land value. It is the amount above existing use value (EUV) that goes to the landowner. The premium should provide a reasonable incentive for a landowner to bring forward land for development while allowing a sufficient contribution to fully comply with policy requirements.*

*Plan makers should establish a reasonable premium to the landowner for the purpose of assessing the viability of their plan. This will be an iterative process informed by professional judgement and must be based upon the best available evidence informed by cross sector collaboration. **Market evidence can include benchmark land values from other viability assessments.** Land transactions can be used but only as a cross check to the other evidence. Any data used should reasonably identify any adjustments necessary to reflect the cost of policy compliance (including for affordable housing), or differences in the quality of land, site scale, market performance of different building use types and reasonable expectations of local landowners. Policy compliance means that the development complies fully with up to date plan policies including any policy requirements for contributions towards affordable housing requirements at the relevant levels set out in the plan. A decision maker can give appropriate weight to emerging policies. Local authorities can request data on the price paid for land (or the price expected to be paid through an option or promotion agreement).'*

**D.2.4** The circumstances underpinning the assessments of the EUV and premium, and which may require adjustment, could include:

- the date of the determination of the BLV
- landowner optionality, i.e. the range of options open to the landowner
- state of the property, obsolescence and compliance with environmental and building regulations
- site constraints such as ground conditions, contamination, ransom issues, planning factors, third-party rights and covenants
- uniqueness of opportunity, such as 'one-off' site assembly
- competition from alternative sites
- the weighting of individual BLV/premium evidence relative to the subject property, and
- adjustments made by the plan-maker in arriving at an adopted premium, if any.

**D.2.5** Information on BLVs and premiums in other FVAs can be requested but, if it cannot be provided, the practitioner will need to make assumptions and this will have an impact on the quality of that evidence. It is up to the decision-maker how much weight to accord to that evidence.

**D.2.6** Where the EUV part of the benchmark is a substantial element of the overall assessed value, the premium is usually stated as a percentage increase of the EUV. This is typical in urban and brownfield sites.

**D.2.7** In the case of greenfield, cleared brownfield or some *sui generis* (unique) sites outside of the normal planning use classes, where the EUV is a small proportion of the BLV, the premium is more likely to be stated as a multiplier or could be stated as an actual amount.

In this instance we have not applied a landowner premium; however, we reserve the right to revisit this if necessary.

We adopt £1,427,000 as our BLV.

Paragraph 17 allows the BLV to be determined by an alternative Use Value (AUV):

*'For the purpose of viability assessment alternative use value (AUV) refers to the value of land for uses other than its existing use. AUV of the land may be informative in establishing benchmark land value. If applying alternative uses when establishing benchmark land value these should be limited to those uses which would fully comply with up to date development plan policies, including any policy requirements for contributions towards affordable housing at the relevant levels set out in the plan.*

*Where it is assumed that an existing use will be refurbished or redeveloped this will be considered as an AUV when establishing BLV.*

*Plan makers can set out in which circumstances alternative uses can be used. This might include if there is evidence that the alternative use would fully comply with up to date development plan policies, if it can be demonstrated that the alternative use could be implemented on the site in question, if it can be demonstrated there is market demand for that use, and if there is an explanation as to why the alternative use has not been pursued. Where AUV is used this should be supported by evidence of the costs and values of the alternative use to justify the land value. Valuation based on AUV includes the premium to the landowner. If evidence of AUV is being considered the premium to the landowner must not be double counted.'*

The professional guidance sets out the requirements for an AUV approach to determining land value. Largely this will be most appropriate where an existing extant or implementable consent is in place and there are accurate drawings on which to base the AUV:

**C.1.5** Extant consents also need to meet the tests set out in C.1.1. above. But, as the extant consent is capable of being implemented, assessment of the residual value of the consent as permitted should be provided.

**C.1.2** The AUV approach should be based on accurate floor plans and elevations for the alternative scheme. This is essential so that accurate gross to net assumptions can be made and for a detailed cost plan to be prepared.

Further where an existing use will be refurbished or redeveloped this will constitute an AUV. However, the guidance makes a distinction between refurbishment and repair as below:

**B.1.7** PPG paragraph 017 states that ‘where it is assumed that an existing use will be refurbished or redeveloped this will be considered as an AUV when establishing BLV’. Where any assumption regarding the use of the property involves any alterations, including refurbishment or redevelopment, BLV will be based on AUV with no premium.

**B.1.8** What constitutes a repair versus an alteration will be determined by professional judgement as to whether the works bring the building up to standard within the existing use, or whether they go beyond that and fall into the category of refurbishment. In many circumstances, the expenditure in proportion to the building value may be a material consideration in informing this professional judgement. Each case needs to be considered on its merits but a building or site in need of substantial repair would be expected to have a lower EUV than a building or site in good repair, subject to any dilapidations claims. Furthermore, a landowner should not profit from their failure to maintain the building or site.

**B.1.9** Works undertaken to comply with building regulations or statutory requirements, such as the *Disability Discrimination Act* 1995 or the need to provide Energy Performance Certificates (EPCs), would generally constitute repairs, as these are required for the continued use of the building. Such works could of course represent a significant cost. If the property cannot be legally used for its current use at the date of valuation, that should be reported, even if the EUV is based on the assumption that remedial works will be carried out.

**B.1.10** All relevant repair and maintenance costs should be reflected in the valuation, and all assumptions made underpinning the assessment of the EUV should be reported.

**B.1.12** Where a landowner has not renewed leases, it would be inappropriate to determine a lower BLV and penalise the landowner for making the site ready for development. That would occur if a lower EUV is coupled with a premium evidenced from similar sites that had not been made ready for development in this way. A balance is required, reflecting the circumstances at the valuation date, but also the costs actually incurred in delivering the site and bringing it forward for development purposes. Such costs would generally sit in the scheme assessment, as necessary to incur in order to bring the scheme forward. They should not include payments to tenants and other parties who have an interest in the land based on hope value, but should reflect the current use value of these interests and the statutory costs of determining tenancies. Any double counting (value and cost) must be avoided in the EUV, premium and scheme assessment.

We have not assessed an AUV in detail as this is not required.

**The standard approach to viability is to compare the BLV of the development site with the Residual Value calculated by the (HCEAT) viability spreadsheet. It is only if the Residual Value of the development exceeds the Market Value (Benchmark), that it will be viable for a contribution to be made towards Affordable Housing.**

## Conclusions

The full spreadsheet appears at **Schedule 1**, and the key conclusions are set out in the summary section. They are also repeated for convenience below:

<b>Sales</b>	<b>£2,490,000.00</b>
<i>Less Costs</i>	
Construction Costs (Resi)	£617,805.76
Commercial Costs (Build & Fees)	£0.00
Other Site Costs	£131,283.72
Marketing	£76,700.00
Finance Costs	£201,352.91
Developer Return	£498,000.00
Residual Site Value	£964,857.60
Benchmark Land Value	£1,427,000.00
<b>Result</b>	<b>(£462,142.40)</b>

To determine the viability of targeted affordable housing provision, the Benchmark Value of the site as stated above, is deducted from the Residual Value calculated by the viability model. If the result is negative, as it is in this case, the development does not achieve the target return on a 100% open market basis and therefore is unlikely to be able to viably deliver the targeted contributions.

The following table summarises the above conclusions.

<b>Spreadsheet Residual Value</b>	<b>£964,857.60</b>
<b>Plus Target Developer Return</b>	<b>£498,000.00</b>
<b>Less Benchmark Value</b>	<b>£1,427,000.00</b>
<b>Actual Profit</b>	<b>£35,857.60</b>
<b>Percentage actual profit</b>	<b>1.44%</b>

This presents a return which is significantly lower than the 20% target identified previously.

Any planning obligations would further reduce this level.

## Sensitivity Matrix

Following RICS guidance we have provided a sensitivity analysis of the assumptions in this report, demonstrating the impact on developer profit of +/-5-10% changes in build costs and sales values. This is particularly important to inform assessment of risk.

Sensitivity testing conclusions are included below.

Testing the variance associated with changes in sales and build costs of +/- 5-10% results in the below matrix:

Developer profit %		Sales values				
		-10%	-5%	0%	5%	10%
Build Costs	-10%	-6.08%	-1.08%	3.92%	8.92%	13.92%
	-5%	-7.32%	-2.32%	2.68%	7.68%	12.68%
	0%	-8.56%	-3.56%	1.44%	6.44%	11.44%
	5%	-9.80%	-4.80%	0.20%	5.20%	10.20%
	10%	-11.04%	-6.04%	-1.04%	3.96%	8.96%

This demonstrates that in all 25 scenarios, the achieved return is below the targeted 20%, suggesting a high-risk development.



## T&Cs and Compliance

- 1.1 S106M has been instructed by the applicant to review the viability of the proposed development and engage with the local authority and their representatives on this matter.
- 1.2 Scope of instruction extends to provision of 1 report document and schedules for submission as part of a planning application.
- 1.3 S106M has not inspected the property.
- 1.4 This report is prepared as an assessment of the Planning Financial Viability of a proposed development for the purposes of agreeing appropriate Section 106 planning obligations and affordable housing contributions. It is not a valuation of the subject site or scheme. It is exempted from the RICS Red Book on the basis of the parties negotiating and agreeing the planning obligations and the authoritative requirement of the NPPF and PPG. It does not constitute a Red Book valuation report, and should under no circumstances be relied upon as such, although it may refer to the conclusions of third parties in this regard for which no liability is accepted. The date of the report can be viewed on the front page and will require updating for market uncertainty after a reasonable time period has elapsed.
- 1.5 The report is assumed to be made publicly available for transparency purposes unless otherwise stated. The Executive Summary can be considered a Non-Technical Summary for the purposes of the guidance.
- 1.6 S106M accepts responsibility only to the commissioning party named at the start of this report alone that this report has been prepared with the skill, care and diligence reasonably to be expected of a competent consultant but accept no responsibility whatsoever to any other person or entity.
- 1.7 S106M confirm that any RICS members involved in this reporting have complied with the mandatory requirements of RICS Professional Statement Financial Viability in Planning: Conduct and Reporting May 2019, including the following:
  - We have acted with objectivity, impartially, without interference and with reference to all appropriate available sources of information (para 2.1).
  - We have identified no conflicts of interest or risk of conflicts in preparing this report (para 2.2).
  - We are not working under a contingent or performance related fee agreement basis (para 2.3).
  - We support positive, proactive, transparent and appropriate engagement between all parties in the planning process. This report is prepared on the basis that it will be made publicly available, except in specifically agreed exceptional circumstances (para 2.4).
  - We have not been involved in the preparation of the Council's Local Plan Area Wide Viability Assessment (para 2.5); however we have regard to this in line with PPG Viability para 002 and the statutory development plan.
  - All inputs are reasonably justified by market and supporting evidence including but not limited to the local plan viability study which justifies the adopted planning policy in line with para 008 PPG Viability (para 2.6-2.7).
  - The status of this report is Final as of the dated front page subject to any further reasonable, proactive and constructive negotiations to resolve reasonable professional differences of opinion in line with para 2.6, 2.8 and 2.10 of the Professional Statement.
  - Our report includes sensitivity testing in line with the para 2.9.
  - Where there are professional differences of opinion over inputs we seek to resolve these during negotiations following submission of the original report in line with para 2.8-2.10. Where differences of opinion cannot be resolved this is stated clearly.



- The Executive Summary complies with the Non-Technical Summary requirement of para 2.11.
- Any sub-consultants contributing to this report have been made aware of the Professional Statement and its requirements, and confirm compliance with it (para 2.13).
- We have been allowed sufficient time since instruction to carry out this FVA bearing in mind the scale of the development and the status of the information as at the date of this report (para 2.14).
- Appropriate regard has also been had to RICS Guidance Note: Assessing Viability in Planning under the NPPF 2019 (2021).

### **Material Uncertainty**

In respect of the planning and development sector as at the report date where unprecedented sets of circumstances are highlighted, including for example COVID-19, the Ukraine War and Energy Crisis, creating an absence of relevant/sufficient market evidence on which to base our judgements, our report will be reported as being subject to 'material valuation uncertainty' as set out in VPS 3 and VPGA 10 of the RICS Valuation – Global Standards. Consequently, in respect of the report less certainty – and a higher degree of caution – should be attached to that report than would normally be the case.

For the avoidance of doubt this explanatory note, including the 'material valuation uncertainty' declaration, does not mean that the report cannot be relied upon. Rather, this explanatory note has been included to ensure transparency and to provide further insight as to the market context under which said report may have been prepared. In recognition of the potential for market conditions to move rapidly in response to changes in market conditions we highlight the importance of the valuation date and any reporting material uncertainty.

### **Quality Control**

This report is provided for the stated purpose and for the sole use of the named clients. In line with para 2.12 the following quality control pathway has been taken, with all parties involved in the compilation of this report and history of previous viability discussions noted:

Ellie Gavin BA Hons

Tim Wills CIHM

John Carter MRICS  
RICS Membership No. 0048015

Robin Furby BA Hons Law, Director