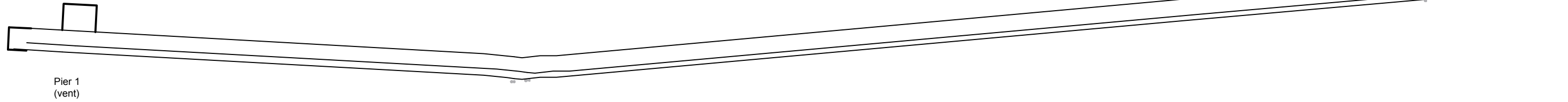


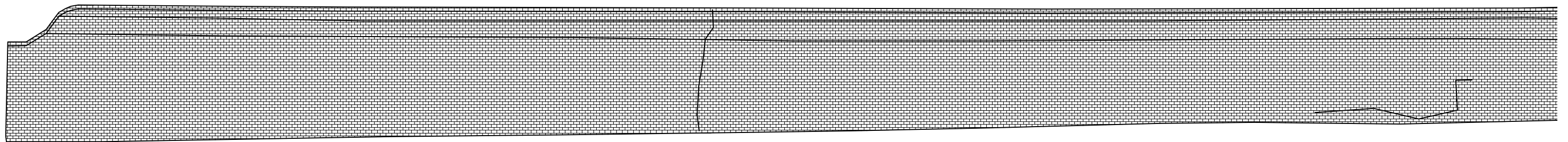
Proposed Plan
1:100



RICHMOND LOCK ESTATE WALL ON ST MARGARETS ROAD, TWICKENHAM
EBW Consultancy Ltd Propose:

To repair full extent of boundary wall in matching materials and matching bond. Clean and repair as specified the main Lions Gate entrance including brick repair, stone plinth and stone decorative features cleaning and repair. the brickwork is yellow stocks and red rubbers. Natural lime mortar comprising St Astier pure natural hydraulic lime as Lambs Natural Lime pre-mixed mortar with NHL 5 lime from ground level to 300mm above and NHL 3.5 to other areas. Before pointing or bedding in new brickwork, clean and remove all dust and loose material from joints and masonry, and adequately dampen dry or high suction surfaces. Pointing and building mortars should be finished the same day. Do not use in temperatures less than 5 °C or over 30°C. Stone repair mortar to comprise matching stone aggregate with hydraulic lime binder. Ensure mortar is removed from the top and bottom of the joints leaving a square-cut joint. Dust and debris must be removed from the joints using brushes and thoroughly rinsed with water so that no loose dry material is left. The masonry must be thoroughly dampened with a hosepipe with a spray nozzle or a pump-action water sprayer, before placing the mortar. Once the repointing is underway protect it from wind, rain and strong sunlight. Particular care is required to avoid damage from frost when pointing has to be carried out in cold weather. Surfaces should be protected with ventilated covers. A flush finish is required. Repointing From pavement level to a height of 12no courses, rake out by hand all mortar to a min 20mm depth and repoint as described for provisional length of 150 lm. To top of wall: Take down brick on edge capping and 7no courses below and rebuild in matching brick. Allow a provisional length of 53 lm. Take down full height of brick pier (assume 25no courses) to foundation level or at least 450mm below ground. Remove defective brickwork or snapped headers and rebuild in matching brick toothing into wall as work proceeds. Provisional quantity 3no piers. Carefully cut/break out defective bricks and bed in new in lime mortar allow for pointing all round. Lions Gate Entrance; Remove all vegetation and clean brick, stone and statuary with water and detergent and nylon brush. Rinse on completion. Do not saturate.

Proposed East Elevation
1:100



Proposed East Photo Montage
NTS

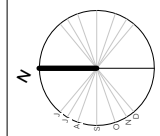


contact:
WOW Architects Ltd,
London WC1B 3AA
+44 207 2 400 500
wow@wow.uk.net

Project Architect: Paul McAnearny
RIBA Chartered Architect: 11495179
UK Architect Registration: 070394J
EU Architect Registration: 1.090701.024

dimensions:
The wall is in a potentially dangerous condition as piers are broken, stretchers have split and much pointing has come away and the wall is overhanging the public highway. Works are required urgently to mitigate risk of collapse. WOW were appointed for partial services for planning / LBC and not appointed as designers or structural surveyors nor CDM nor did their remit extend to instruction of work. EBW Consultancy Ltd have made the proposal and are the responsible party for instructing the works. This drawing has been prepared from a survey that was for LISTED BUILDING CONSENT PURPOSES ONLY, which is diagrammatic. No access was proved to the majority of the rear of the wall. So while this drawing can be used as a base drawing for general arrangement, it should not be used for construction. As a result, no warranty as to be precision of the dimensions or can be given.

copyright:
These drawings remain the property of WOW Architects Ltd. The client for this project will be licensed to use this design and documents on this site only upon full payment of fees. This license is non-transferable. The drawings shall not be reproduced, up-loaded to the internet or traced without the permission of WOW Architects Ltd.



revision notes:

revision:	date:	ai no:	appd:	chld:	by:	rev:
first issue drawing using survey data as per dimension note	21/07/2022	n/a	PM	KM	PM	/
.....	A
.....	B
.....	C
.....	D
.....	E
.....	F
.....	G
.....	H
.....	I
.....	J
.....	K
.....	L
.....	M
.....	N
.....	O
.....	P
.....	Q

issue:
LBC/ Planning

scale:
1:100 @ A3 0 1000 2000 3000 MM
1:50 @ A1 0 500 1000 1500 MM

drawing note:
Not for construction

postcode:
TW1

drawn by: chkd:
KM PM

date:
July 2024

project name:
Richmond Lock Estate
St. Margarets Rd, Twickenham

drawing name:
Proposed Set (Part 1)
Plan & East Elevation
Photographic Survey

revision: /
dwg no: GA01
project number: WOW 008