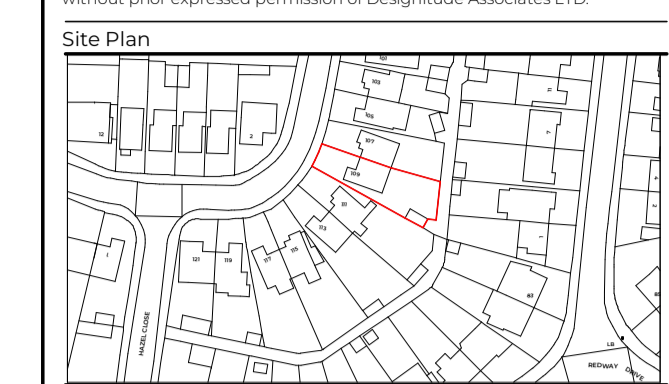
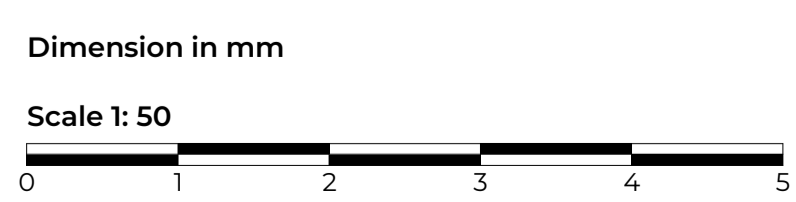


**Notes**  
 Designitude Associates LTD takes no responsibility for dimensions obtained by scaling from this drawing. Check all dimensions on site before fabrication. If no dimension is shown the recipient must ascertain the dimension specifically from the client or by site measurement and may not rely on the drawing. Supply of the drawing in digital form is solely for convenience and no reliance may be placed on any data in digital form. All data must be checked against hard copy. This drawing is issued for design intent only and should not be used for construction unless stated. Discrepancies or omissions are to be brought to the attention of the design team. This drawing shall not be reproduced in whole or part without prior expressed permission of Designitude Associates LTD.



- Key:**
- Site Boundary
  - Existing Walls
  - Proposed Walls
  - Demolished Walls
  - MH Existing Manhole
  - RWP Rain Water Pipe
  - SVP Soil Ventilation Pipe

**Area Schedule :-**  
 Plot Area : 345 m<sup>2</sup>  
 Existing Building Footprint : 107.5 m<sup>2</sup>  
 Existing CF Area : 92.5 m<sup>2</sup>  
 Existing Shed Area : 15 m<sup>2</sup>  
 Existing Garden Area : 237.5 m<sup>2</sup>



Rev	Description	By	To	23.04.24
1	Site Boundary Modify			

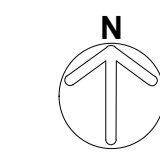
**DIA**

**DESIGN-ITUDE ASSOCIATES**  
 Architecture Interior Design Planning  
 124 City Road - London - EC1V 2NX  
 +44 (0) 207 459 4964  
 info@design-itude.com - www.design-itude.com

**PROJECT**  
 109 Hazel Close, TW2 7NP

**DRAWING TITLE**  
 Existing Site Plan

LEVEL	STATUS
XX	Planning
<b>SCALE</b>	<b>BY DATE REVISION</b>
1: 200@A1	27.05.24 1
<b>DRAWING NUMBER</b>	
0166-DIA-XX-XX-DR-A-XX-X023	



Designitude Associates LTD takes no responsibility for dimensions obtained by scaling from this drawing. Check all dimensions on site before fabrication. If no dimension is shown the recipient must ascertain the dimension specifically from the client or by site measurement and may not rely on the drawing. Supply of the drawing in digital form is solely for convenience and no reliance may be placed on any data in digital form. All data must be checked against hard copy. This drawing is issued for design intent only and should not be used for construction unless stated. Discrepancies or omissions are to be brought to the attention of the design team. This drawing shall not be reproduced in whole or part without prior expressed permission of Designitude Associates LTD.