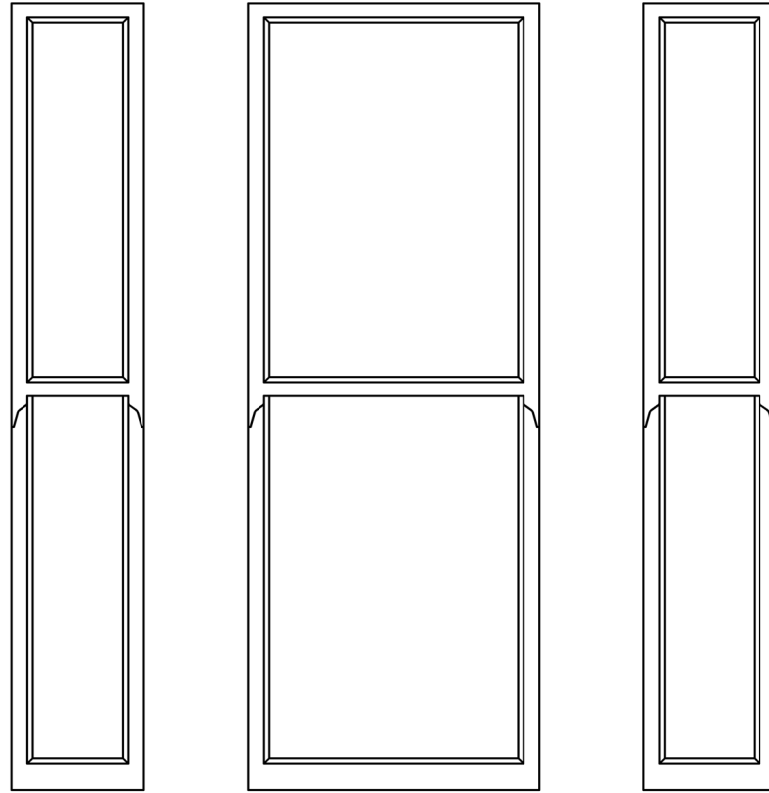



Window Elevations  
Existing Elevations  
On Front, Rear and Side Elevations



W3 Existing  
Sash replacement  
1:20 @ A3



W4 Existing  
Reglazing only  
1:20 @ A3

**Drawing Issued For:**  
Planning Permission and Listed Building Consent

**Project:**  
34 King George Square,  
Richmond,  
TW10 6LG

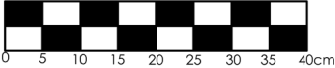

**Client:**  
Roma Van Den Bergh

**Drawing Title:**  
Existing Window Elevations

**Date:**  
7/8/2024  
**Scale:**  
1:20 @ A3

**Revision No.:**  
-  
**Drawing Title:**  
EWE-02

**Drawing by:**  
Rio Jablonski  
rio.jablonski@wandsworthsashwindows.com

**Scale Bars:** <sup>1:10</sup> @ A3   
Scale Bar 1:20  1m