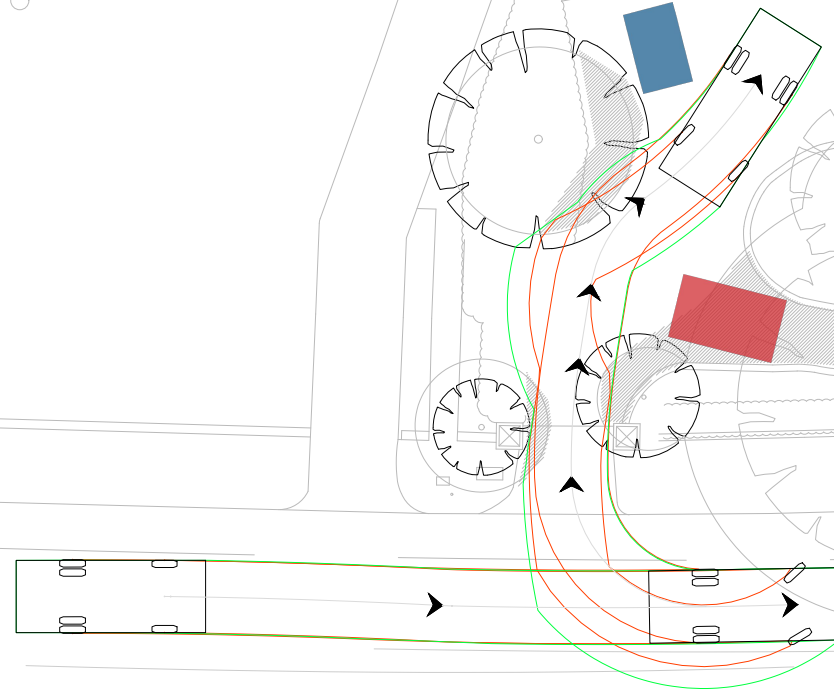
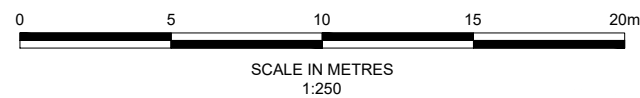
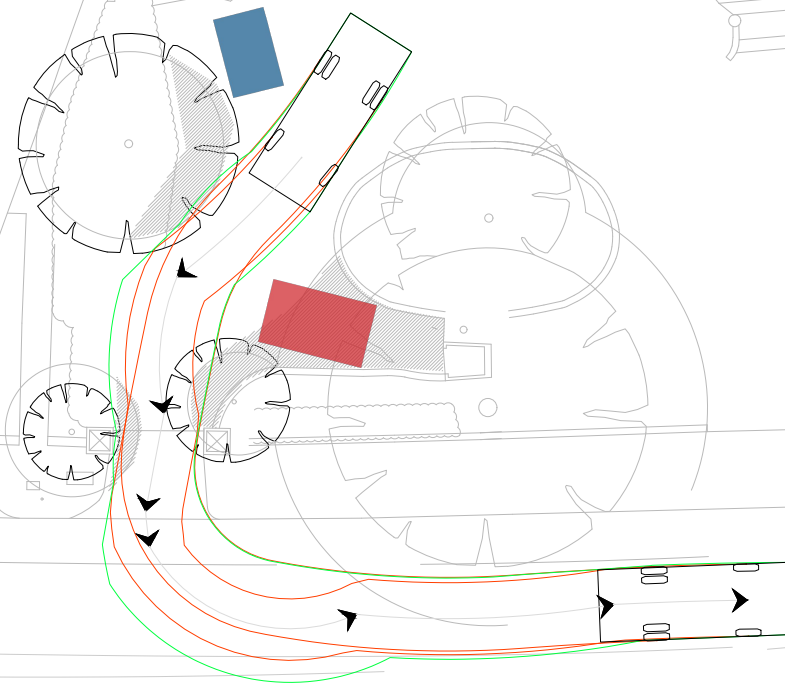




Entry Manoeuvre



Exit Manoeuvre

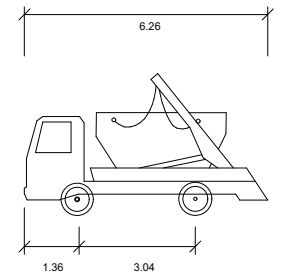


Notes

1. All levels and dimensions to be checked on site before any work commences. All dimensions in metres unless stated otherwise.
2. This drawing is based on OS mapping and Motion cannot guarantee the accuracy of the data.
3. Motion accepts no liability for any vehicle specification errors or inaccuracies within the vehicle tracking software used / or its vehicle libraries. The vehicles speeds used for the analysis are as follows: forward 6kph / reversing 6kph.

Legend

- Skip
- Welfare (Mobile)



Small Skip Lorry

meters

Width	: 2.39
Track	: 2.44
Lock to Lock Time	: 6.0
Steering Angle	: 34.8

A	Updated Tracking	WMC	DM	DM	21/08/2024
PD1	First Issue	DR	DM	DM	14/08/2024
Rev.	Description	Dm	Chk	App	Date

Drawing Status:

FOR PLANNING
NOT FOR CONSTRUCTION



Guildford - Reading - London
www.motion.co.uk

Client:

Michael Jones Architects Ltd

Project:

122 Castelnau, Barnes

Title:

Swept Path Analysis
Skip Lorry

Scale: 1:250 (@ A3)

Drawing:

2408012-TK01

Revision:

A