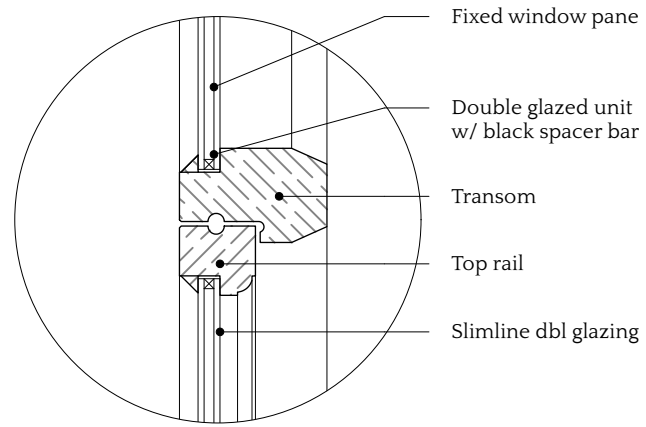
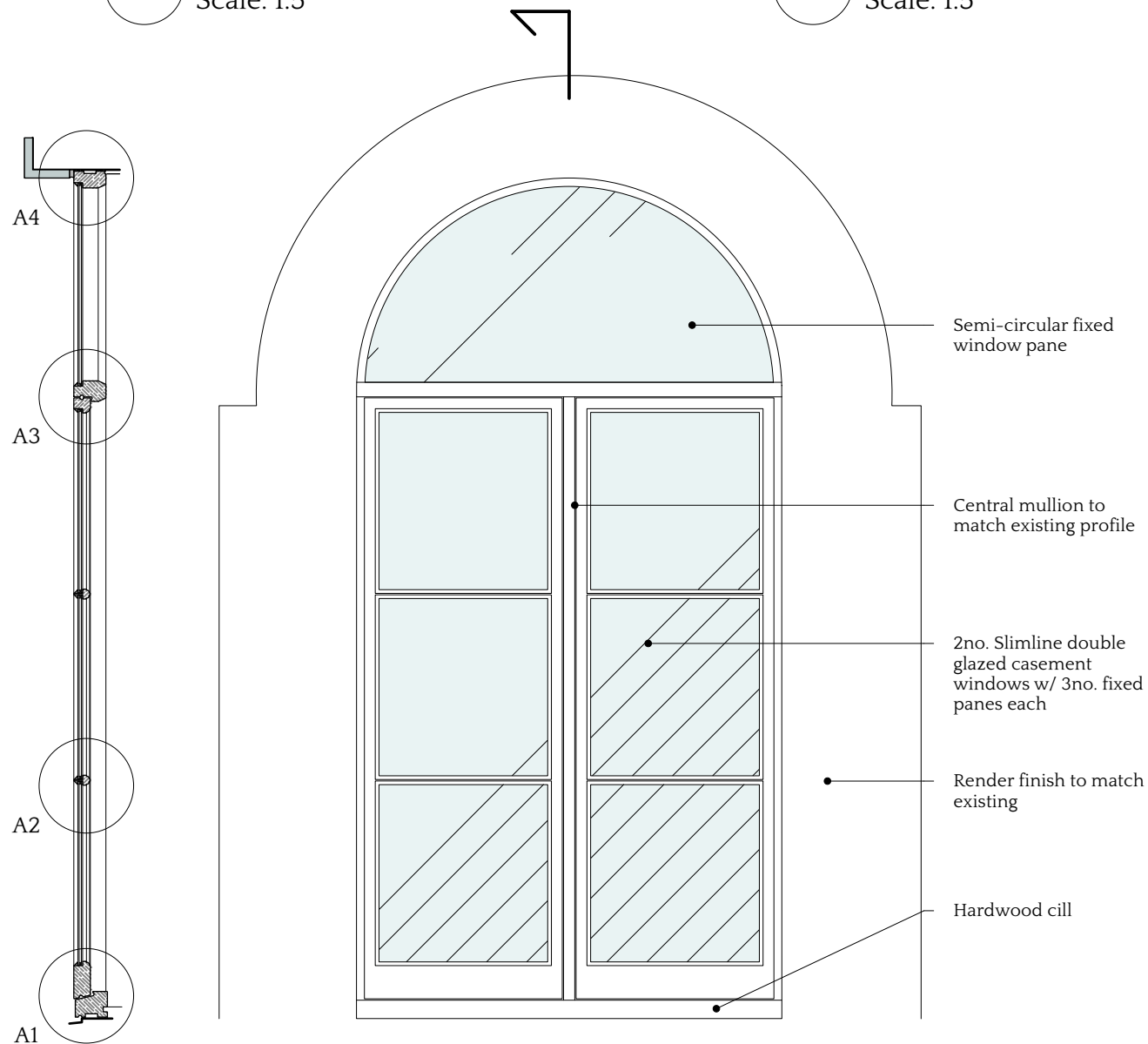


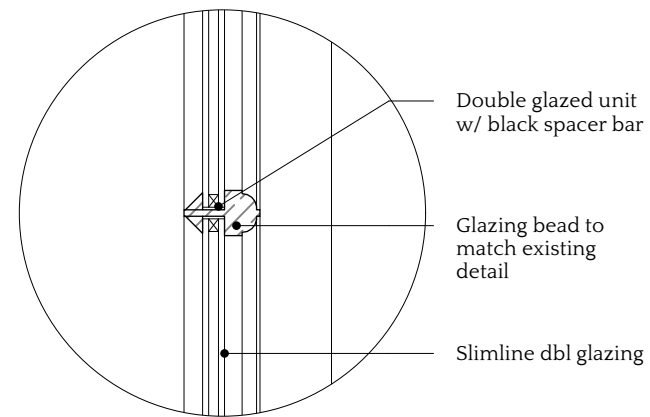
2 **Detail A4**  
Scale: 1:5



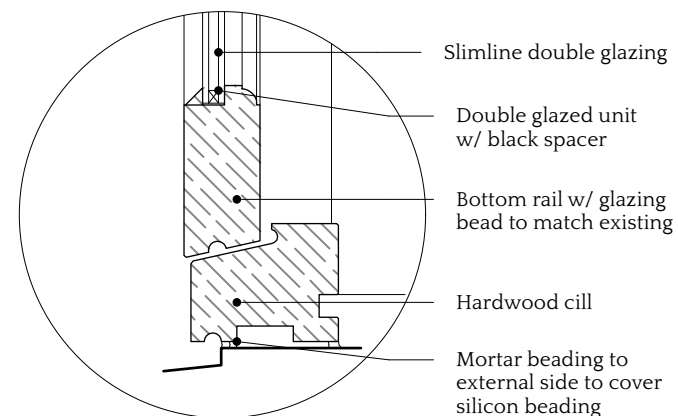
3 **Detail A3**  
Scale: 1:5



1 **Window Type A: Double Casement w/ Fanlight**  
Scale: 1:20



4 **Detail A2**  
Scale: 1:5



5 **Detail A1**  
Scale: 1:5

REV	DATE	REVISION NOTE	BY



# PROJECT LONDON

W [WWW.PROJECTLONDON.CO.UK](http://WWW.PROJECTLONDON.CO.UK)  
E [INFO@PROJECTLONDON.CO.UK](mailto:INFO@PROJECTLONDON.CO.UK) P 020 3488 6982

STATUS  
**PROPOSED**

ORIGINAL SHEET SIZE  
**ISO A3**

PROJECT ADDRESS  
**Project White Hart**  
2a Eleanor Grove, SW13 0JN

DRAWING TITLE  
**Proposed - Window Type A**

Dimensions stated are in millimetres unless specifically noted otherwise.  
Do not rely upon sizes scaled directly from printed drawings.  
Contractor to ensure full size colour printed copies of this drawing are made available on site and to all relevant subcontractors as required.  
Drawing prepared solely for the use of the client and is not to be used by any third party without permission.  
Where any drawing is to be read in conjunction with another, including specialists, the two drawings shall be cross-checked and any discrepancies reported to the architect before the work is put in hand.

SCALE	DATE CREATED	DRAWN	CHKD
1:20 & 1:5	04/07/2024	BC	KM
PROJECT NUMBER	DRAWING NUMBER	REVISION	
2405	06-01		