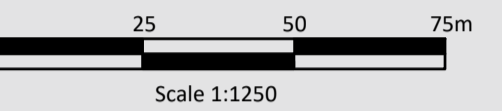


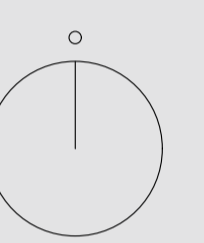
22 SHEEN COMMON DRIVE

L+2421

Scale



Project North



Revisions

A 29.08.24 Issued for Lawful Development Certificate Application OE PL

Rev.	Date	Details	Drawn	Checkd

Drawn By: OE Date: 29.08.24 Checked By: PL Date: 29.08.24

Issued for:

PLANNING


Drawing:
Location & Site Plan

Project No:
L+2421

Scale:
1:1250 & 1:500 @A1

Project/Client:
Sheen Common Drive
Mr & Mrs Creed

Dwg No:
L+2421_00_050
Rev: A



- Notes:
- All drawings are subject to Planning and Building Control consent.
 - The details shown are for design intent purposes only and are subject to further design development with suppliers and sub-contractors
 - Proposals subject to consultation and approval from Local Authority Building Control or an Approved Inspector
 - All setting out dimensions should be checked on-site prior to construction and any discrepancies and/or omissions should be reported to the Architect immediately



02 Site Plan
scale 1:500



01 Location Plan
scale 1:1250