



01 Rear Elevation - EXISTING
scale 1:50

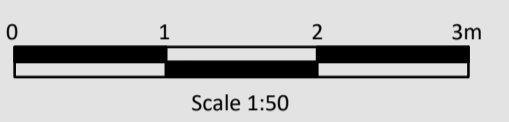
General Notes:

- Site and existing buildings are based upon survey drawings received from measured survey company
- L+Architects can not be responsible for any misuse or changes in the drawings or materials
- Drawings are for planning purposes only and are not for construction
- All drawings are subject to Planning and Building Control consent.
- The details shown are for design intent purposes only and are subject to further design development with suppliers and sub-contractors.
- Proposal subject to consultation and approval from Building Control/Approved Inspector.
- All setting out dimensions should be checked onsite prior to construction and any discrepancies and/or omissions should be reported to the Architect immediately.
- For all structural and underground drainage layouts refer to Structural Engineer's drawings.
- Tree protection to be put in place prior to any work commencing on site in accordance with agricultural report
- Do not scale off drawings, if in doubt ask.

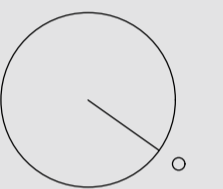
Disclaimer

Our services exclude fire safety advice and a specialist Fire Specialist Consultant will need to be appointed. L+ architects shall not be liable against any claim or loss arising directly or indirectly out of or in any way involving the combustibility or fire safety requirements of any cladding, glazing, doors, balconies, roofs, roof voids, roof cavities, external wall system (including anything attached thereto) and/or internal wall system (including ceilings and floors) of any building or structure; including any component or material used in the manufacture, assembly or construction thereof.

Scale



Project North



Revisions

A 29.08.24 Issued for Lawful Development Certificate Application GL PL


Rev.	Date	Details	Drawn	Chkd

Drawn By: GL Date: 29.08.24 Checked By: PL Date: 29.08.24

Issued for:

PLANNING

Drawing: Rear Elevation Existing	Project No: L+2421 Scale: 1:50 @A1
Project/Client: Sheen Common Drive Mr & Mrs Creed	Dwg No: L+2421_03_201 Rev: A



Notes:

- All drawings are subject to Planning and Building Control consent.
- The details shown are for design intent purposes only and are subject to further design development with suppliers and sub-contractors
- Proposals subject to consultation and approval from Local Authority Building Control or an Approved Inspector
- All setting out dimensions should be checked on-site prior to construction and any discrepancies and/or omissions should be reported to the Architect immediately