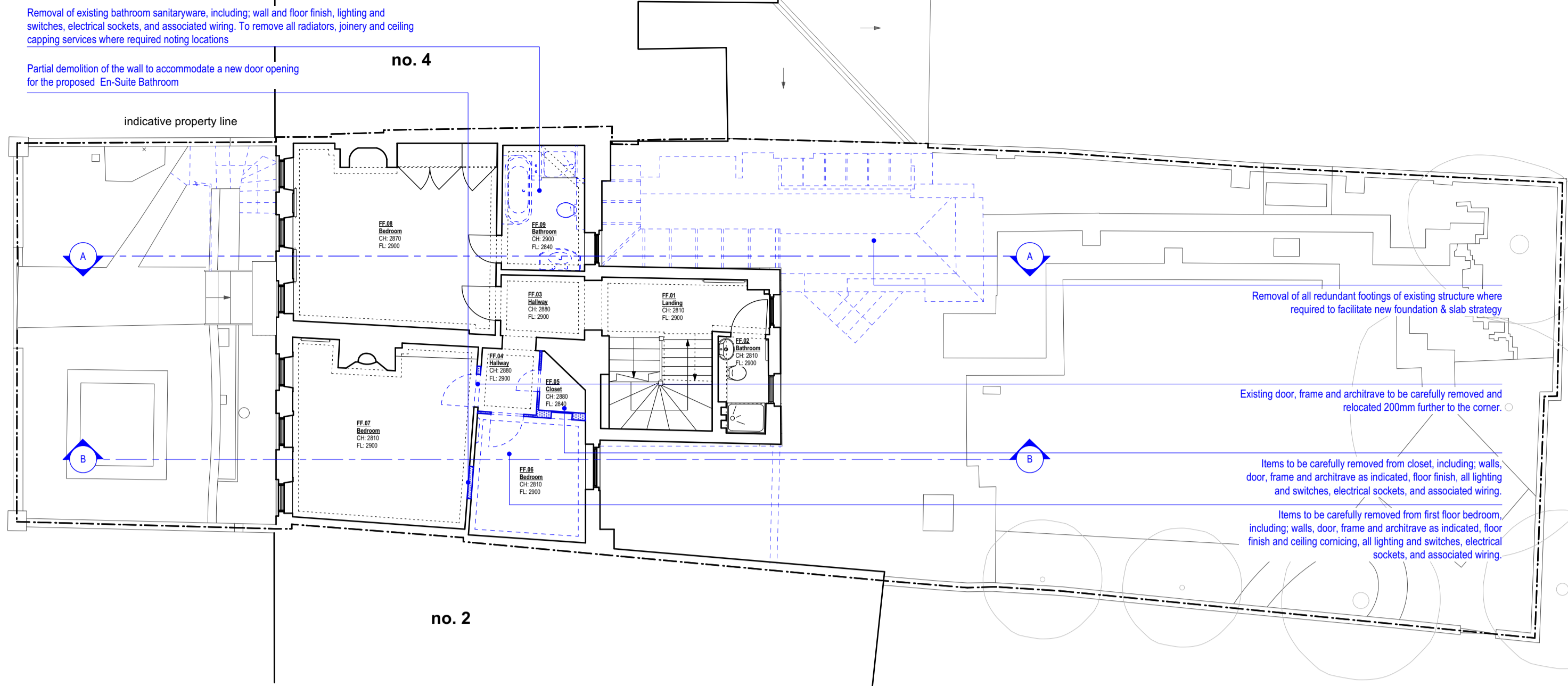


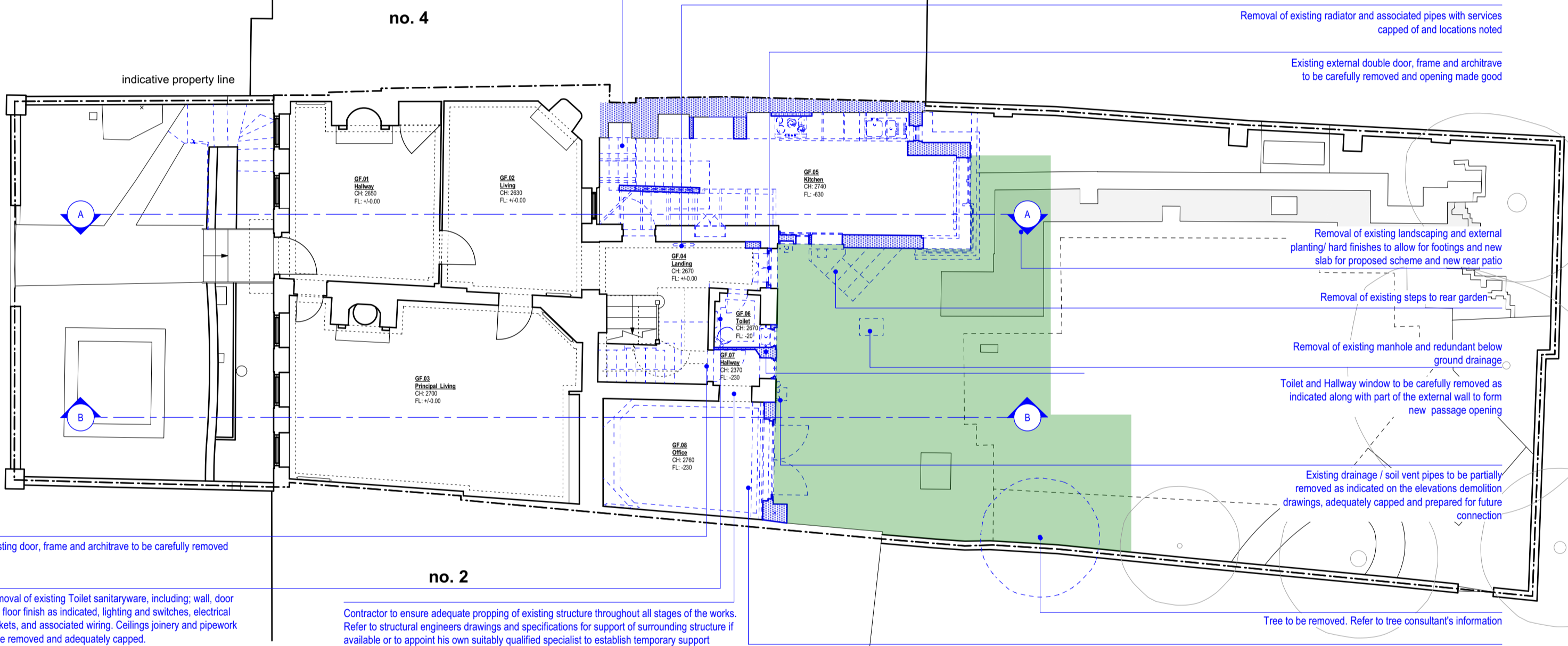
Removal of existing bathroom sanitaryware, including wall and floor finish, lighting and switches, electrical sockets, and associated wiring. To remove all radiators, joinery and ceiling capping services where required noting locations

Partial demolition of the wall to accommodate a new door opening for the proposed En-Suite Bathroom



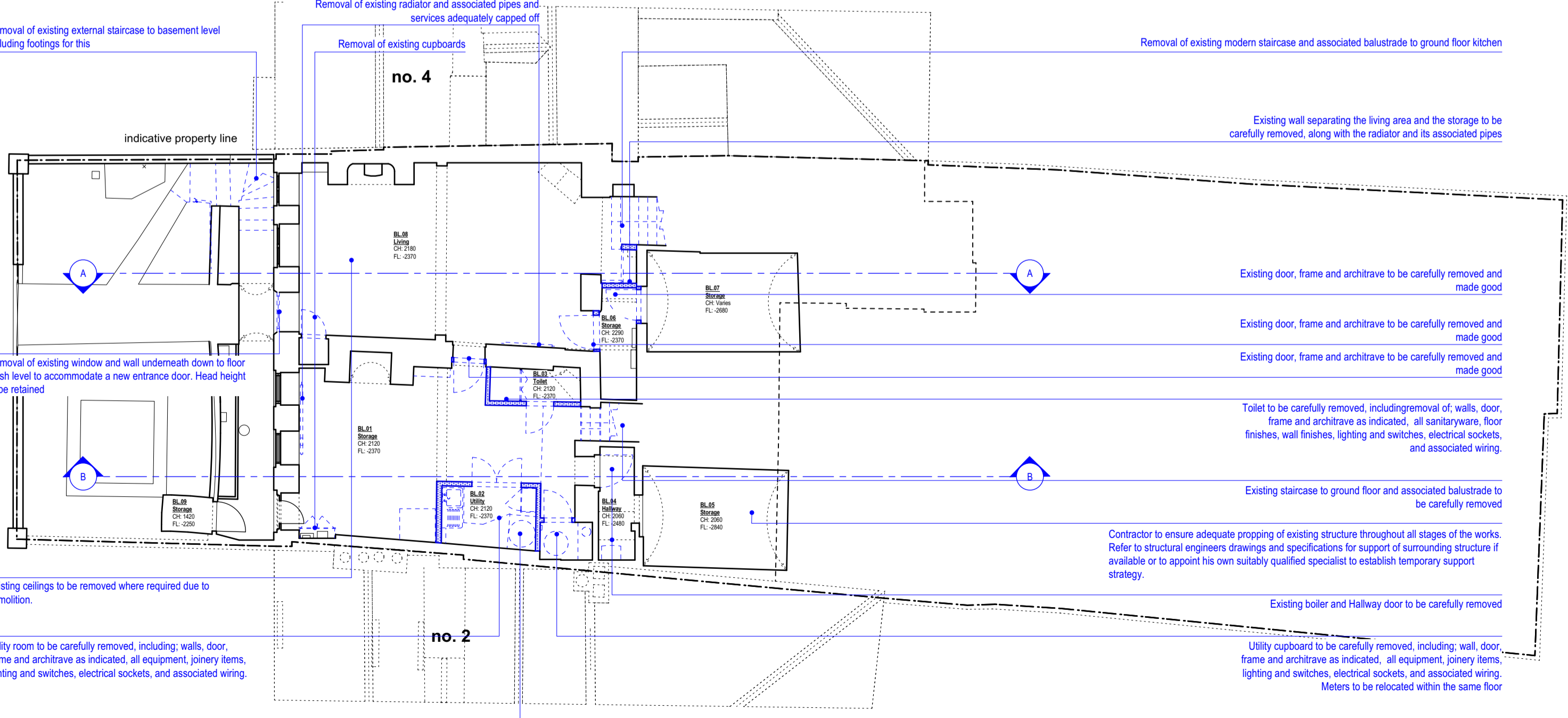
3 First Floor Plan - Proposed Demolitions
Scale 1:100

Kitchen to be carefully removed, including windows, doors, frames and architraves as indicated, skirting and mouldings, joinery items, floor finish, slab, ceiling, lighting and switches, electrical sockets, radiators and associated wiring, kitchen appliances, kitchen sink. Contractor to ensure adequate temporary propping during construction, and refer to structural engineers drawings and specifications for support of surrounding structure. Services to be adequately capped and locations noted.



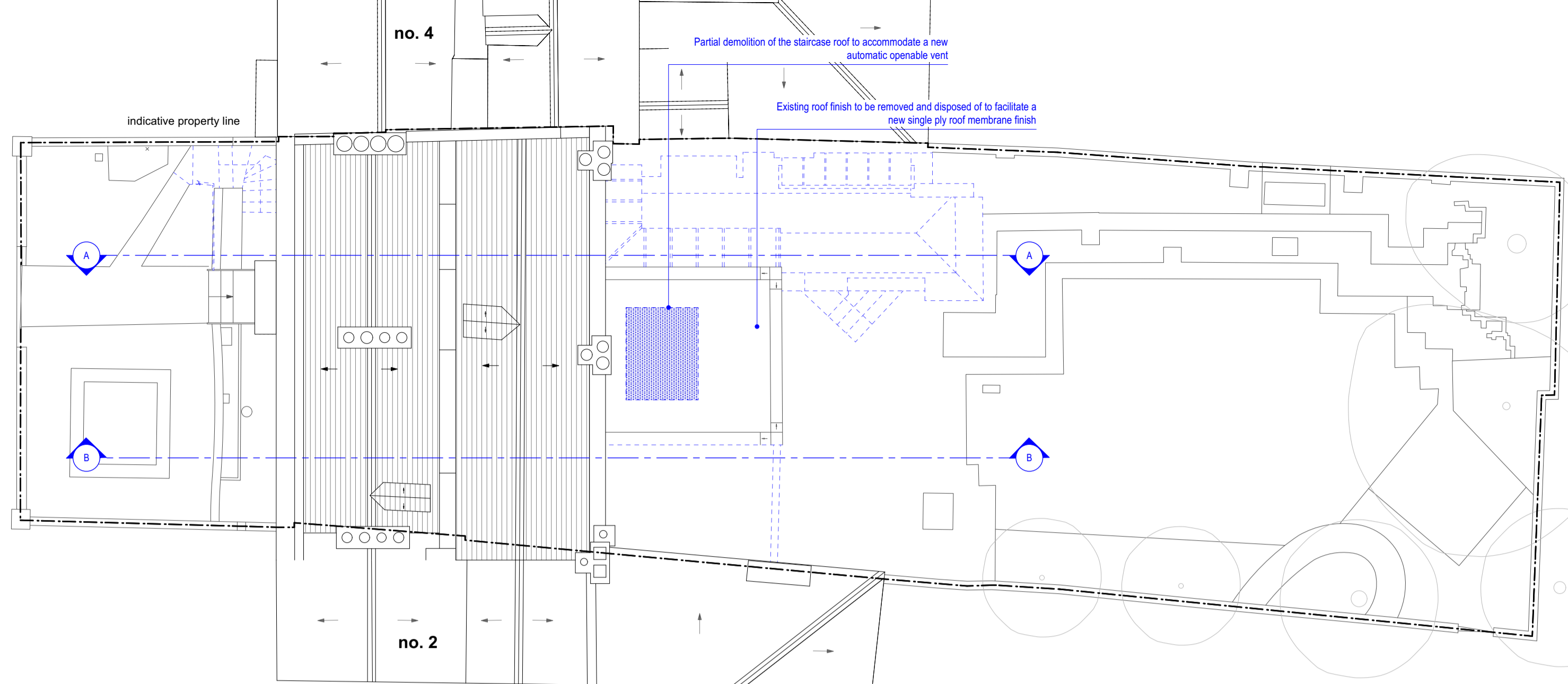
2 Ground Floor Plan - Proposed Demolitions
Scale 1:100

Existing office infill extension to be carefully removed, including walls, ceiling, roof, doors, as indicated, floor finishes, drainage, pipes, joinery items, lighting and switches, electrical sockets, and associated wiring to be disposed of

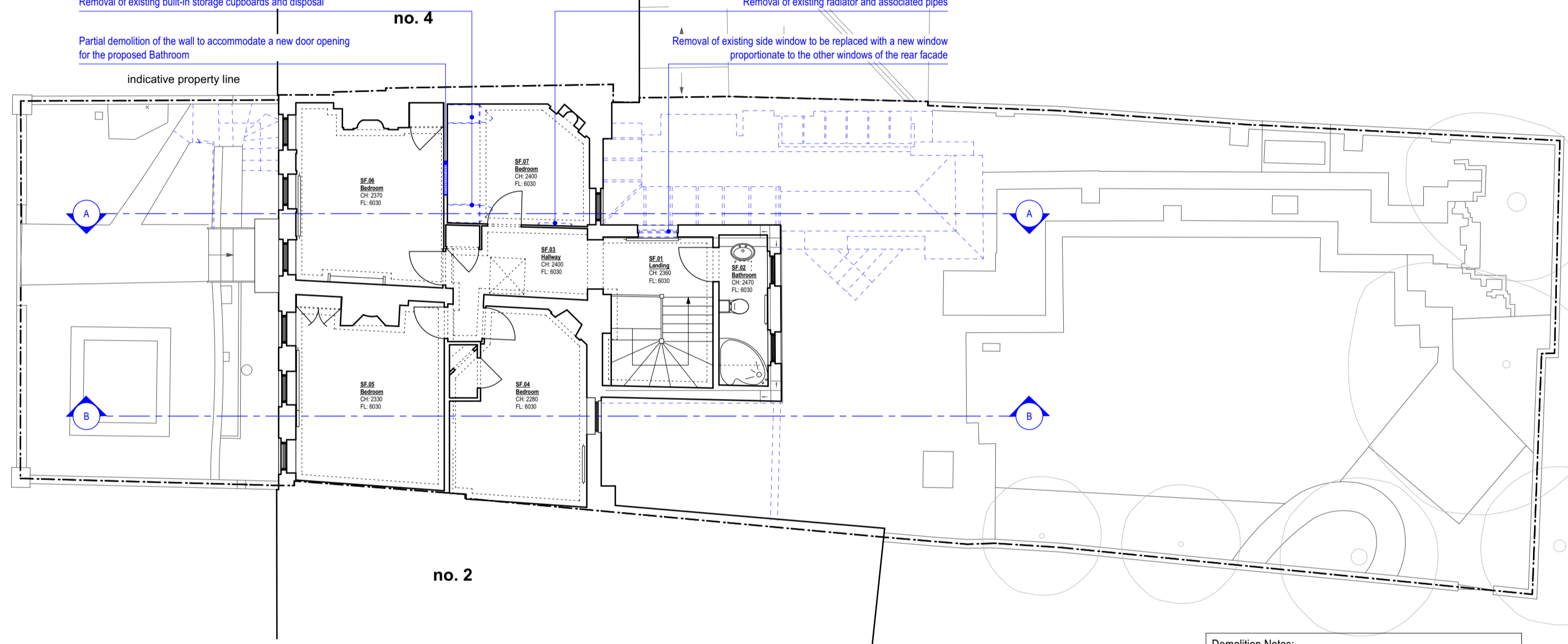


1 Basement Plan - Proposed Demolitions
Scale 1:100

All services throughout all levels to be adequately capped and locations noted.



5 Roof Plan - Proposed Demolitions
Scale 1:100



4 Second Floor Plan - Proposed Demolitions
Scale 1:100

- Demolition Notes:**
- All demolition is to be carried out in accordance with BS 6187:2000.
 - The contractor should make himself aware of any restrictions on access to and from the site in order to design temporary works, site logistics through the build and working methods accordingly.
 - Care is to be taken when removing masonry and vegetation adjacent to the Party Walls of the adjoining properties. Sufficient masonry is to be left to ensure the integrity of the walls that are to remain.
 - All suitable demolition materials are to be retained on site as spoil heaps in centre of a suitable location on site. All other materials carted off site resulting from the demolition works should be recycled where possible.
 - The requirements of the Construction Design and Management Regulations shall be complied with and the works treated as a notifiable project under those regulations.
 - Demolition contractor to allow for removal of surface ground water in excavation.
 - Contractor to ensure suitable hoarding is in place to secure and protect the property for the duration of the build. The contractor is responsible for implementing the necessary level of site security.
 - Existing Doors removed and stored for re-use if required. Ensure temporary door covers to protect internal rooms.
 - Demolition to the existing party wall in accordance to any party wall agreements. Contractor to confirm these are in place ahead of any works being undertaken on site.
 - Contractor to ensure adequate temporary propping during construction.
 - Remove redundant wiring, pipework and conduits from external walls of the building.
- Walls to be demolished Areas made ready for landscaping and excavation

	Note to Contractor: Contractor to ensure that all construction works, demolitions to comply to Planning Consents		Note to Contractor: Refer to Structural Engineers drawings for locations of slab and wall demolition for structural integration.
	Note to Contractor: Contractor must make himself aware to any Architectural Landscaping detailing that may require any hard landscaping demolition.		Note to Contractor: Contractor must make himself aware to any landscaping issues with regards to Tree Protection Orders for the proposed Site. Ensure adequate protection to existing tree and root zones.

DEMOLITIONS SHOWN IN BLUE

GENERAL NOTES:
 - ALL INTERNAL AND ROOF LEVELS TO FOLLOW DATUM 0.00mm AT GROUND FLOOR ENTRANCE.
 - GROUND FLOOR ENTRANCE DATUM (0.00mm) CORRESPONDS TO THE 8.32m ON TOPOGRAPHIC SURVEY.

Rev:	Date:	Description:
*	26.06.2024	Issued to Client
A	25.07.2024	Issued to Heritage Consultant
B	09.09.2024	Issued to Planners

Project:	3 Montpelier Row Twickenham, TW1 2NQ
Dwg no:	2306 / PL.04
Drawing:	Proposed Demolition - Plans

3s architects
interiors
commercial

T +44 (0)20 8332 99 66 F -91 W www.3s-ad.com E info@3s-ad.com
63F Sandycroft Road, Richmond-upon-Thames, TW9 2EP

NOTES: Do not scale from this drawing. All dimensions in millimeters. All dimensions to be checked on site. All omissions and discrepancies to be reported to the architect immediately. This drawing is © 3s Architects Interiors Commercial. Use of these drawings must be authorised by 3s.



PLANNING