





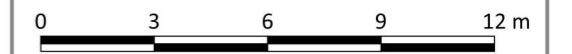


Key:

-  Site Boundary
-  Developed land; sealed surface: Building (0.1125ha)
-  Developed land; sealed surface: Hardstanding (0.0200ha)
-  Introduced shrub (0.0000ha)
-  Modified grassland (0.0125ha)
-  Tree [4]



aspect ecology
 APEM Group

Aspect Ecology Limited - West Court - Hardwick Business Park
 Noral Way - Banbury - Oxfordshire - OX16 2AF
 01295 279721 - info@aspect-ecology.com - www.aspect-ecology.com

St Mary's University Twickenham
 (New Teaching Block)
 Pre-development Habitat Mapping

6905/BNG1

B/JP

October 2024

DS/JP

