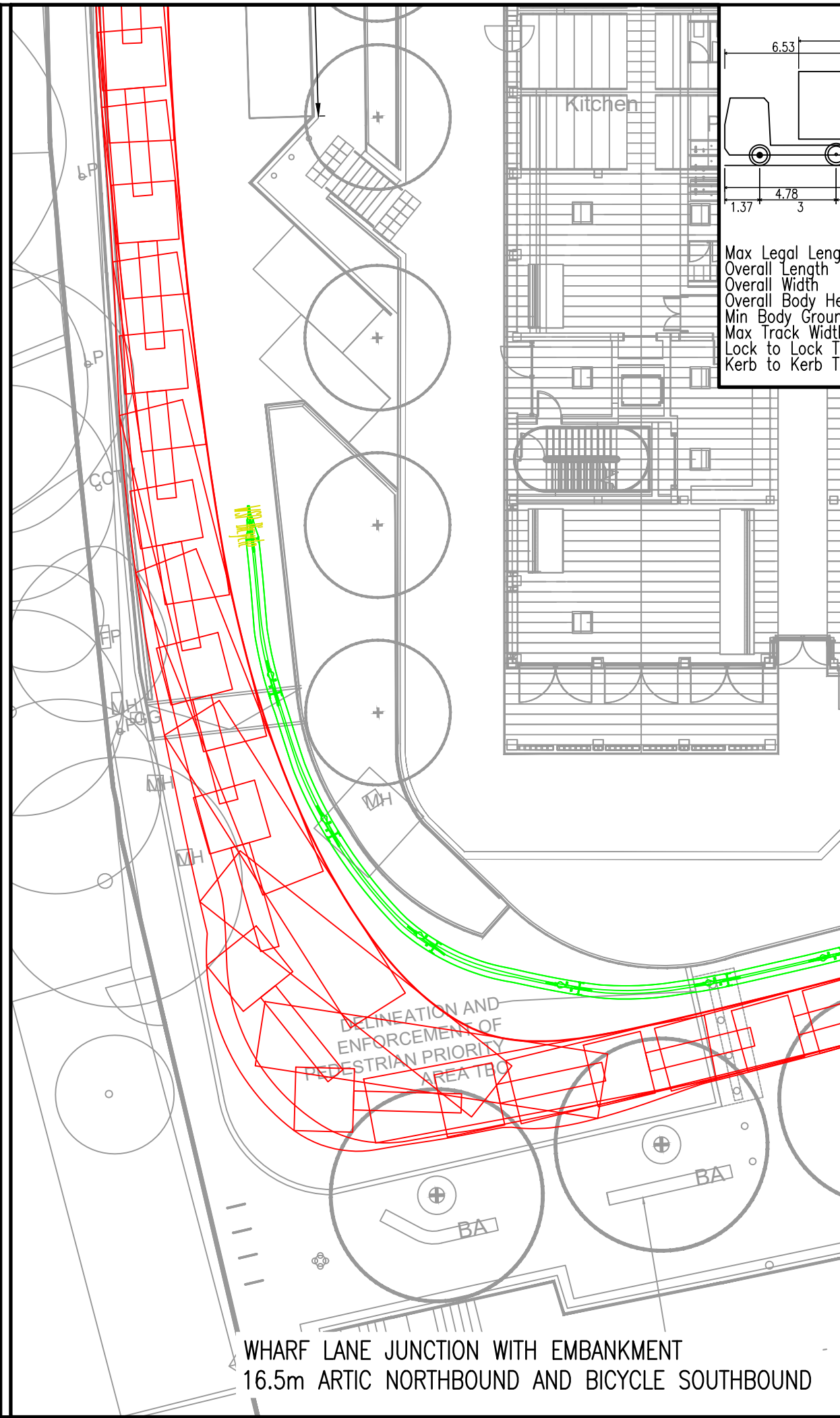
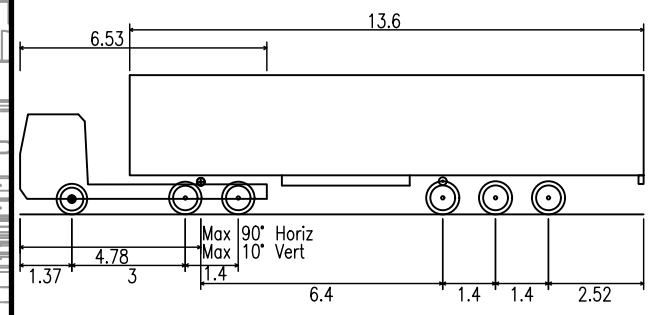


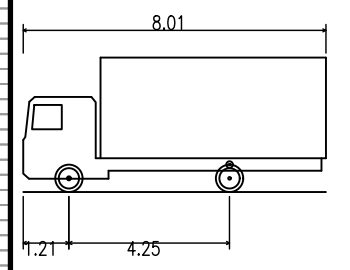
WHARF LANE JUNCTION WITH KING STREET  
7.5T VAN SOUTHBOUND AND BICYCLE NORTHBOUND



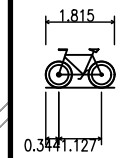
WHARF LANE JUNCTION WITH EMBANKMENT  
16.5m ARTIC NORTHBOUND AND BICYCLE SOUTHBOUND



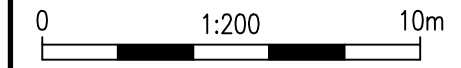
Max Legal Length Articulated Vehicle (16.5m)	
Overall Length	16.500m
Overall Width	2.550m
Overall Body Height	3.681m
Min Body Ground Clearance	0.411m
Max Track Width	2.500m
Lock to Lock Time	6.00s
Kerb to Kerb Turning Radius	6.530m



7.5t Box Van	
Overall Length	8.010m
Overall Width	2.100m
Overall Body Height	3.556m
Min Body Ground Clearance	0.351m
Track Width	2.064m
Lock to lock time	4.00s
Kerb to Kerb Turning Radius	7.400m



WSP Bicycle	
Overall Length	1.815m
Overall Width	0.500m
Overall Body Height	1.016m
Min Body Ground Clearance	0.232m
Track Width	0.070m
Lock to lock time	2.00s
Max Wheel Angle	90.00°



**wsp**

TITLE: HOPKINS MASTERPLAN  
PROPOSED HIGHWAY ARRANGEMENT  
BICYCLE PASSING LARGE VEHICLES

FIGURE No: 70059704-TP-SK-52-TR16

Reproduced from the Ordnance Survey map with the permission of the Controller of Her Majesty's Stationary Office. Licence no. 100048755. Crown copyright reserved.