

PROPOSED GROUND FLOOR PLAN

Unobstructed area for evacuation

Unobstructed area for evacuation

Blue line minimum of 20 minute fire rating construction and rating for structural beams with 2.2m clear spans

Key - Fire Regulations

30 min pink fire line plasterboard to underside of stairs

All Doors to be FD 30 fire rated doors at ground and first floor

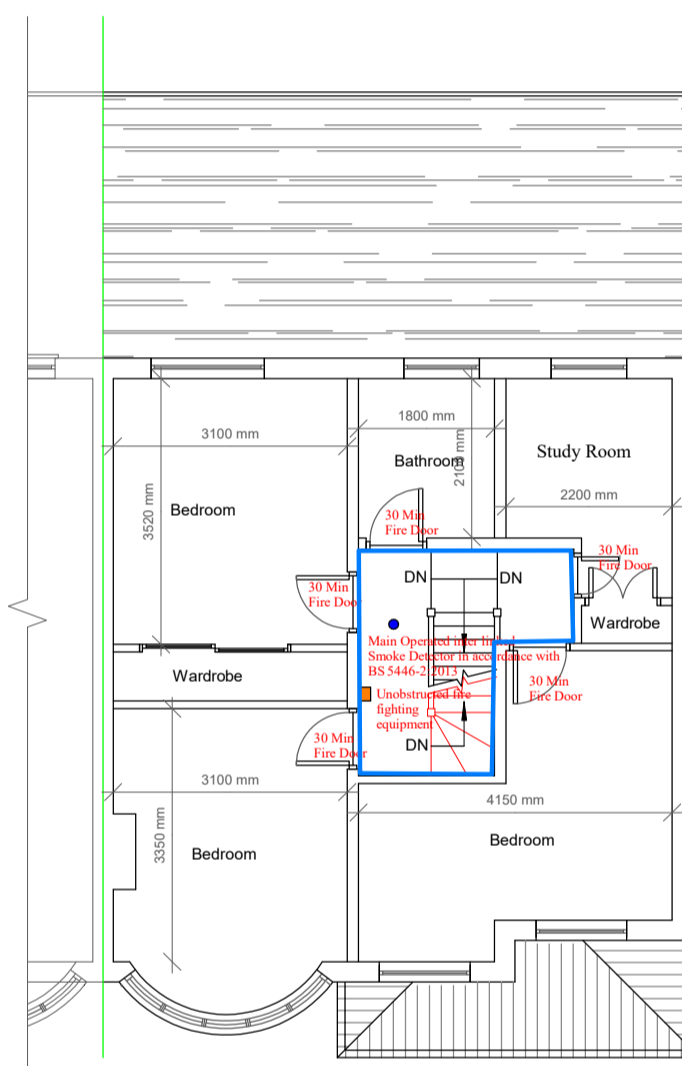
Main Operated inter linked Smoke Detector in accordance with BS 5446-2:2013 - To all hallway

Main Operated inter linked Heat Detector in accordance with BS 5446-2:2013 - To kitchens and utility rooms

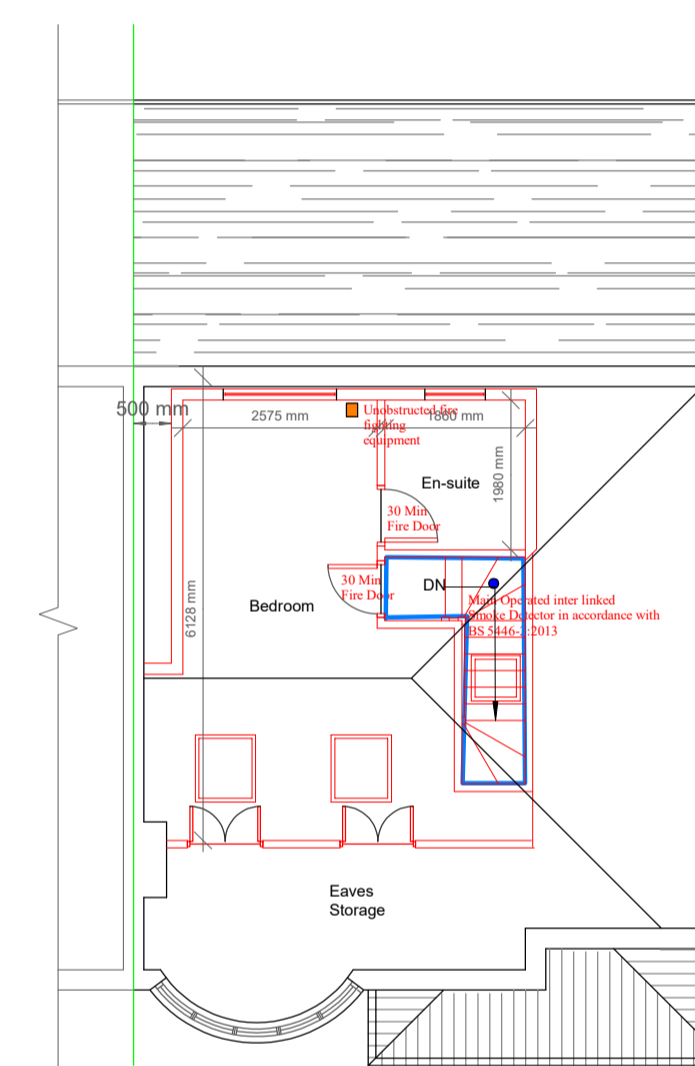
Fire blanket and fire extinguisher to kitchen

Fire fighting foams, extinguisher in all hallways

All Windows to have a minimum of 0.33m² openable area to be a minimum height of 450mm and a minimum width of 450mm with the bottom of the openable window not more than 1100mm above finished floor level




PROPOSED FIRST FLOOR PLAN



PROPOSED LOFT FLOOR PLAN

- Notes
- 1 All concrete to be 1:2:4 mix by volume
 - 2 All dimensions are in millimeters
 - 3 All materials used to be half hour fire resistance and used to manufacturers instructions
 - 4 All new gullies to be roddable and back inlet type.
 - 5 New walls bonded to existing using 'Furfix' or similar profiles.
 - 6 The contractor to check all dimensions before commencement of works and inform the Client of any discrepancies.
 - 7 All works to be carried out in accordance with Building regulations and British Standards, all in approval of the LA engineer.
 - 8 All new glazing below 1000 from floor level to be toughened safety glass to BS6206.
 - 9 All structural timber to be tannalised VERMIN
 - 10 Any proposed works likely to be affected by landfill gas to have 0.25 ZEDCOR polymer thermoplastic with ZEDCOR DPM jointing system across the cavity at DPC level with cavity trays over, the floor slab to be vented using herringbone land drains out to air bricks.
 - 11 All dimensions to be double checked on site
 - 12 All steels to be measure on site with built dimensions
 - 13 Steels to have 30 min fire protection
 - 14 All drawings to be approved prior to Build works, any works carried out without approval is at own risk.
 - 15 Any discrepancies to be discussed with our team prior to works, any changes made on site to be submitted to and approved by us in writing

Scale 1/100



Title / Description :

Proposed Plan - Fire Plan

Project Address :

19 Chester Avenue
Twickenham TW2 6AG

Scale of Drawing

1/100 @ A1

Drawing No

19 003

Drawn By

Sunny Bahia

Date of Proj

Nov 24

AsB Architecture Ltd

PLANNING - ENGINEERING - MANAGEMENT

Asbarchitectureltd@gmail.com

Office / Mobile - 07960 417 920

